



Needham Public Schools



High Rock School – Opened, September 2009

FY2009/10 Approved School Budget

- A school and community partnership that
- creates excited learners
 - inspires excellence
 - fosters integrity

Table Of Contents

Budget Message	
Superintendent's Message	Budget Message - 1
Budget Priorities & Calendar	
Budget Roles & Responsibilities	Budget Priorities - 1
Budget Calendar	Budget Priorities – 2
State & Local Budget Requirements & Applicable Laws	Budget Priorities – 3
Guidelines for Budget Requests	Budget Priorities – 3
School Committee Budget Assumptions	Budget Priorities – 4
School Committee Priorities	Budget Priorities – 5
School Committee Budget Document Contents	Budget Priorities - 9
Organizational	
Demographic & Historical Information	Organizational - 1
Organizational Chart	Organizational - 2
Strategic Plan: Mission, Vision, Values & District Goals 2008/09	Organizational - 3
Budget Process	Organizational – 24
Budget Guidelines & Priorities	Organizational – 25
School Department Funds	Organizational - 26
Budgeting & Accounting for School Department Funds	Organizational - 28
Budget Policies & Practices	Organizational - 28
School Revenues	Organizational - 32
School Expenditure Categories	Organizational - 34
Reader's Guide to the Budget; Cost Center Summary Sheet	Organizational - 35
Reader's Guide to the Budget; Cost Center Line-Item Detail	Organizational - 37
Financial	
School Operating Budget Revenue & Expenditure Summary	Financial - 1
Operating Budget Revenue Summary	Financial - 1
Trends in School Budget Revenue	Financial - 4
Operating Budget Expenditure Summary	Financial - 7
Trends in School Budget Expenditures	Financial - 8
Trends in School Enrollment	Financial - 11
FY 2008/09 October 1, 2008 Enrollment	Financial – 12
FY 2009/10 Projected October 1, 2009 Enrollment	Financial - 13
FY 2009/10 – 2013/14 Five-Year Financial Forecast	Financial - 14
All Funds Summary	
FY10 Total School Revenues	All Funds Summary – 1
FY10 Total School Expenditures	All Funds Summary – 2
FY10 Budgeted Fund Balance – All School Funds	All Funds Summary - 3
FY10 Total School Operating Budget Revenue by Source	All Funds Summary – 4
FY10 Total School Operating Budget Expenditures by Line Item	All Funds Summary - 5
FY10 Total School Operating Budget Expenditures by Functional Area	All Funds Summary - 6
FY10 Total School Revolving Fund Revenues by Source	All Funds Summary - 7

FY10 Total School Revolving Fund Expenditures by Line Item	All Funds Summary - 8
FY10 Total School Revolving Fund Expenditures by Functional Area	All Funds Summary - 9
FY10 Total School Grant Revenues by Source	All Funds Summary - 10
FY10 Total School Grant Expenditures by Line Item	All Funds Summary - 11
FY10 Total School Grant Expenditures by Functional Area	All Funds Summary - 12
FY10 Total School Capital Project Revenues by Source	All Funds Summary - 13
FY10 Total School Capital Project Expenditures by Type	All Funds Summary - 14

Operating Budget

Fund Overview

FY10 School Operating Revenue by Funding Source	Operating A - 1
FY10 School Operating Expenditures by Line Item	Operating A - 2
FY10 School Operating Expenditures by Functional Area	Operating A - 3
FY10 School Functional Area Expenditure Detail	Operating A - 4
FY10 School Operating Budget Highlights	Operating A - 6
FY10 School Program Level Summaries	Operating A - 9
FY10 School Operating Budget FTE Summary	Operating A - 10
FY10 School Operating Budget FTE Detail	Operating A - 11

Administration

School Committee	Operating B - 3010
Superintendent	Operating B - 3020
Director of Personnel	Operating B - 3030
Director of Student Development	Operating B - 3031
Director of Program Development	Operating B - 3032
Director of Financial Operations	Operating B - 3040
Director of External Funding	Operating B - 3050

General Services

Professional Development	Operating B - 3110
Employee Assistance Plan (EAP)	Operating B - 3120
Staff 504 Accommodations	Operating B - 3121
Lane Changes/ Sick Buy Back	Operating B - 3122
Sub Callers	Operating B - 3130
Substitutes	Operating B - 3131
Curriculum Development	Operating B - 3132
General Supplies, Services & Equipment	Operating B - 3133
Production Center/ Mail Room	Operating B - 3141
Administrative Technology	Operating B - 3150
Transportation	Operating B - 3160

Elementary

Broadmeadow Elementary	Operating B - 3210
Eliot Elementary	Operating B - 3220
Hillside Elementary	Operating B - 3230
Mitchell Elementary	Operating B - 3240
Newman Elementary	Operating B - 3250

Middle School

High Rock Sixth Grade Center	Operating B - 3260
Pollard Middle School	Operating B - 3300
<i>High School</i>	
Needham High School	Operating B - 3400
Needham High School Athletics	Operating B - 3410
<i>K-12 Student Services</i>	
Guidance	Operating B - 3510
Psychology	Operating B - 3511
Health/ Nursing	Operating B - 3520
Special Education	Operating B - 3530
Special Education Out of District Tuitions	Operating B - 3531
Vocational Education	Operating B - 3540
English Language Learner Program (ELL)	Operating B - 3550
Reading	Operating B - 3560
Student 504 Compliance	Operating B - 3570
K-12 Attendance	Operating B - 3580
<i>K-12 Academic Specialists</i>	
Science Center	Operating B - 3620
Educational Technology	Operating B - 3630
Library Media Services	Operating B - 3631
Physical Education	Operating B - 3640
Health Education	Operating B - 3641
K-12 Physical Education & Health Director	Operating B - 3642
Fine Arts	Operating B - 3650
Performing Arts	Operating B - 3651
K-12 Fine & Performing Arts Director	Operating B - 3652
World Languages	Operating B - 3660
K-12 World Languages Director	Operating B - 3661
<i>Mandates</i>	
Description of Mandates	Operating C - 1
<i>Line-Item Detail</i>	
Line-Item Detail	Operating D - 1
Special Revenue	
<i>Fund Overview</i>	
FY10 Revolving Fund Revenues by Source	Special Revenue A - 1
FY10 Revolving Fund Expenditures by Line Item	Special Revenue A - 2
FY10 Revolving Fund Expenditures by Functional Area	Special Revenue A - 3
FY10 Revolving Fund Expenditures by Fund & Department	Special Revenue A - 4
FY10 School Grant Revenues by Source	Special Revenue A - 5
FY10 School Grant Expenditures by Line Item	Special Revenue A - 6
FY10 School Grant Expenditures by Functional Area	Special Revenue A - 7
FY10 School Grant Expenditures by Fund & Department	Special Revenue A - 8

Special Revenue Revolving Fund Detail

Transportation	Spec. Rev. B - 2303 - 3161
Production Center	Spec. Rev. B - 2350 - 3142
Broadmeadow Lease	Spec. Rev. B - 2350 - 3211
Eliot Lease	Spec. Rev. B - 2350 - 3221
Eliot Book & Equipment Sales	Spec. Rev. B - 2350 - 3222
Hillside Lesley Intern	Spec. Rev. B - 2350 - 3234
Mitchell Lease	Spec. Rev. B - 2350 - 3241
Newman Lease	Spec. Rev. B - 2350 - 3251
Newman Book & Equipment Sales	Spec. Rev. B - 2350 - 3252
High Rock Camp Thompson Island	Spec. Rev. B - 2350 - 3310
High Rock Book & Equipment Sales	Spec. Rev. B - 2350 - 3261
High Rock Lost Books	Spec. Rev. B - 2350 - 3262
Pollard Japan Exchange	Spec. Rev. B - 2350 - 3311
Pollard Book & Equipment Sales	Spec. Rev. B - 2350 - 3312
Pollard Lost Books	Spec. Rev. B - 2350 - 3313
High School Testing	Spec. Rev. B - 2350 - 3420
High School Book & Equipment Sales	Spec. Rev. B - 2350 - 3421
High School Lockers	Spec. Rev. B - 2350 - 3422
High School Textbook Recovery	Spec. Rev. B - 2350 - 3423
High School Parking	Spec. Rev. B - 2350 - 3424
High School Non-Resident Tuition Program	Spec. Rev. B - 2350 - 3425
SPED Agency Tuition	Spec. Rev. B - 2350 - 3532
SPED Non-Resident Tuition	Spec. Rev. B - 2350 - 3533
Integrated Preschool	Spec. Rev. B - 2350 - 3610
Science Center	Spec. Rev. B - 2350 - 3621
Media Recovery	Spec. Rev. B - 2350 - 3633
Fine & Performing Arts School Performing Groups	Spec. Rev. B - 2350 - 3653
Fine & Performing Arts School Fee Based Music Instruction	Spec. Rev. B - 2350 - 3654
Fine & Performing Arts School Sales to Students	Spec. Rev. B - 2350 - 3655
Fine & Performing Arts School Graphic Arts	Spec. Rev. B - 2350 - 3656
Fine & Performing Arts School High School Musical	Spec. Rev. B - 2350 - 3657
World Languages Book & Equipment Sales	Spec. Rev. B - 2350 - 3662
Kindergarten After School Enrichment (KASE)	Spec. Rev. B - 2350 - 3701
Elementary After School Enrichment (EASE)	Spec. Rev. B - 2350 - 3702
Middle School After School (MAS)	Spec. Rev. B - 2350 - 3703
Summer School	Spec. Rev. B - 2350 - 3704
METCO Revolving Fund	Spec. Rev. B - 2350 - 3800
METCO Summer School	Spec. Rev. B - 2350 - 3801
High School Athletics	Spec. Rev. B - 2351 - 3411
Food Services	Spec. Rev. B - 2550 - 3170
Adult Education	Spec. Rev. B - 2551 - 3705
Staff Development	Spec. Rev. B - 2553 - 3111

Special Revenue Grant Fund Detail

Federal Grant: Special Education Entitlement (SPED 94-142)	Spec. Rev. C - 2003 - 001F
Federal Grant: SPED Program Improvement/274	Spec. Rev. C - 2003 - 002F
Federal Grant: SPED Early Childhood Allocation/262	Spec. Rev. C - 2003 - 004F
Federal Grant: NCLB Safe & Drug Free Schools/331	Spec. Rev. C - 2003 - 005F

Federal Grant: Teacher Quality/140	Spec. Rev. C – 2003 - 008F
Federal Grant: Title I/305	Spec. Rev. C – 2003 - 009F
Federal Grant: Technology Title IID/160	Spec. Rev. C – 2003 - 011F
Federal Grant: ARRA IDEA – School Age (Stimulus)	Spec. Rev. C – 2003 – 016F
Federal Grant: ARRA IDEA – Preschool (Stimulus)	Spec. Rev. C – 2003 – 017F
Federal Grant: ARRA State Fiscal Stabilization Fund (SFSF) Grant (Stimulus)	Spec. Rev. C – 2003 - 018F
State Grant: Special Education Circuit Breaker	Spec. Rev. C – 2004 – 001S
State Grant: METCO	Spec. Rev. C – 2004 – 002S
State Grant: Enhanced Student Health	Spec. Rev. C – 2004 – 005S
State Grant: Academic Support	Spec. Rev. C – 2004 – 006S
Local Grant: Metrowest Youth Substance Abuse	Spec. Rev. C – 2004 – 001L
Local Grant: Steps to Success	Spec. Rev. C – 2004 – 006L

Capital

Capital Project Summary Information:

School Related Capital Projects	Capital Project Summary - 1
Debt & Debt Service Information	Capital Project Summary – 1
FY10 Total School Capital Project Revenues by Source	Capital Project Summary – 2
FY10 Total School Capital Project Expenditures by Type	Capital Project Summary - 3
FY07 – FY10 Historical Project Summary	Capital Project Summary - 4
FY10-14 Total School-Related Capital Improvement Program Request	Capital Project Summary - 6

Capital Project Detail Information:

Technology Replacement & Additional Requests	Capital B - 1
School Copier Replacement	Capital B - 5
School Musical Equipment Replacement	Capital B – 7
School Furniture Replacement	Capital B – 11
Newman School Renovations	Capital B – 15
Modular Classrooms	Capital B - 19
New Middle School	Capital B - 23
Science Center Improvements	Capital B - 27
Technology & Infrastructure Upgrade: Hillside & Mitchell Schools	Capital B - 31
Pollard Parking Lot Improvements	Capital B - 37
Renovated Mitchell Elementary School	Capital B – 41
Renovated Hillside Elementary School	Capital B – 43
Emery Grover Annex	Capital B - 45

Capital Project Debt & Debt Service Information:

Debt Service to Revenue FY10-14	Capital C - 1
Debt Service as a Percentage of Revenue	Capital C - 2
FY10 Debt Service Share of Total	Capital C - 3
FY09 Debt Service Share of Total	Capital C - 4
FY10 General Fund Capital Projects Proposed Funding by Debt	Capital C - 5
FY10 CPA Capital Projects Proposed Funding by Debt	Capital C - 6

FY10 Recycling & Solid Waste Disposal Capital Projects Proposed Funding by Debt	Capital C - 7
FY10 Sewer Fund Capital Projects Proposed Funding by Debt	Capital C - 8
FY10 Water Fund Capital Projects Proposed Funding by Debt	Capital C - 9
FY10 Capital Projects Proposed Funding by Debt Exclusion	Capital C - 10
Town of Needham Debt Service FY08 - 14	Capital C - 11
Current Long-Term Debt Service Obligations Inclusive of November 2008 Bond Issues	Capital C - 18
Previously Approved Debt Funded Capital Open Projects	Capital C - 19

Demographic Information

Comparative Demographic & Expenditure Data	Information- 1
Needham Per Pupil Expenditures By Function 2007/08	Information - 2
Comparative Per Pupil Expenditures By Function FY06-FY08	Information - 3
Comparative Per Pupil Expenditures By Community FY00-08	Information - 4
Staffing Ratios	Information - 5
FY10 School Department Enrollment	Information - 6
Plans of High School Graduates	Information - 8
State & National Testing Results/ MCAS	Information - 8
Needham High School Profile – Class of 2008	Information - 10
2009/10 School Calendar	Information - 18
Massachusetts Dept. of Revenue “At a Glance Report for Needham”	Information - 19

Glossary

Glossary - 1

Acknowledgements:

Special thanks to Superintendent Daniel E. Gutekanst, Chris Brumbach, Terry Duggan, Tom Campbell, Anne Gulati, Michael Bergeron, Barry Nectow, Joyce Wiggan, Corinne MacDoanld, and Tom Constantino. In addition, thanks to Assistant Town Manager David Davison for the Debt Information.



Needham Public Schools Office of the Superintendent

A school and community partnership that creates excited learners, inspires excellence, fosters integrity.

July 1, 2009

To: Needham School Committee
From: Daniel E. Gutekanst, Superintendent of Schools
Re: FY 2009/2010 Operating Budget

Introduction

Enclosed, please find the approved FY10 operating budget for the Needham Public Schools.

This budget, which totals \$45,382,885, represents a \$2,747,401 (6.4%) increase over the FY 2008/09 budget of \$42,635,484. Approximately 2.5% of that increase (\$1,057,272) will come from the funds voted by the community last November to provide for operating expenses of the newly-renovated High Rock School, while 3.9% (\$1,690,129) is funded from the revenues available to the Town for appropriation in FY 2010.

This budget details the resources the schools will minimally need to continue to provide an exceptional educational program for all of our students, and one that is consistent with our core values of **Scholarship, Citizenship, Community, and Personal Growth.**

Developing the budget is always a challenge, and this year was no exception, given the difficult and constantly evolving economic climate. The School Department began the budgeting process with a preliminary expectation of 3.4% revenue growth for Town operations in FY10, based on the Town Manager's pro forma revenue budget, developed in August 2008. This revenue projection was only slightly less than a generally assumed 4% level of sustainable revenues for Town operations. In January, however, the forecast for revenue growth began to change. In response to declining state revenues, the Governor used his "9C" authority to reduce the current year (FY09) budget, which cut "cherry sheet" revenues to Needham by 2.5%, or \$211,718. By June, the Governor had reduced Chapter 70 revenues for education by an additional 10.52%, or \$643,484 (which was offset by the early release of federal stimulus funds, that had been earmarked for FY11.) These downward revenue expectations were mirrored in the FY10 state revenue forecast for Needham. The Governor's budget (released in January 2009), reflected a 7% (\$618,679) reduction from the Town Manager's pro forma estimates of state receipts; by June, however, the increasingly poor economic forecast for state revenues, had resulted in an overall reduction of 12.2% (\$1,072,082) from preliminary estimates. Local receipts also experienced a slowdown, which began in January 2009; overall local revenues (including tax funds) declined \$126,444 (0.1%) from pro forma estimates.

The budget was developed within the aforementioned economic context, and with the understanding that the community has high expectations for student learning and achievement, but finite resources to fund all school and town programs. To balance District needs with projected revenues, this budget reflects reductions, including existing staff positions. The most visible result of these reductions,

FY10 School Operating Budget

which are described in greater detail on the subsequent pages, will be increased class size, particularly at Needham High School. These reductions will not be easy, but we believe they are necessary at this time and will still allow the schools to offer a diverse and challenging academic program for its young people. The School Committee, Superintendent, and staff are committed to continuing to identify and implement operational improvements. Even with those efforts, however, in the future, it will not be possible to sustain existing school programs, let alone make investments to meet emerging needs or long-term improvements, without additional resources.

Additionally, the Town has been fortunate to receive additional funding through the American Recovery and Reinvestment Act, or federal stimulus bill. These limited duration funds, will be used in part to ‘soften the impact’ of the required reductions in FY10, and ease the burden of painful budget decisions that are sure to come in FY11.

We believe we have been prudent in our planning but mindful of our role to advocate strongly for the students of the Needham Public Schools. It is in that context that we present to you a budget that reflects District goals and priorities, and, thanks to your support this past November, one that allows the newly-renovated High Rock School to welcome almost 420 sixth-graders this September.

This budget presentation focuses on the school operating budget, which is appropriated by Town Meeting as part of the Town’s General Fund. The “All Funds Summary” section of this document provides information about total funding sources for FY10, including: the operating budget; school fee-based programs; federal, state and local grants; and capital improvement funds. The “Special Revenue” section of this document presents detailed information about fee-based programs and grant funds for FY10. The “Capital” section of this document provides information on the FY10-15 capital improvement program for Needham Public Schools, as well as the FY10 approved capital funding budget.

A well-crafted budget expresses an organization’s goals and priorities, as it describes in a very tangible and measurable way the financial resources to be expended toward achieving those goals. It does not – and is not intended to – describe the results achieved. For the Needham Public Schools, those results are reflected in the accomplishments of our students as they progress through their education and emerge prepared to find their place as citizens in the community. You can find evidence of their achievements at the end of this document, and in some detail in the 2008 Performance Report, which was mailed to every home this past fall. If you wish to learn more about Needham Public Schools, its programs and accomplishments, please visit our web site at: www.needham.k12.ma.us.

As Superintendent, I wish to thank both Town Meeting and the School Committee for their support, as well as all the School Department staff who have worked so hard to prepare this budget. We value our ongoing collaboration with the Selectmen, Town Manager, and Finance Committee in the collective effort to craft a sustainable Town-wide budget that meets the needs of all citizens. We appreciate the continued support of all the Town’s committees, boards and citizens, for the work of teachers and students in the District.

Sincerely,

Daniel E. Gutekanst

Daniel E. Gutekanst
Superintendent

Budget Development Process and Priorities

The School Committee's budget process began this year with the development of the district's new Five-Year Budget Forecast, a model that projects enrollment, contractual, school, and staffing needs with anticipated revenue. Additionally, several priorities guided the school department in the budget planning process:

- The District's values of scholarship, community, citizenship and personal growth;
- The District's learning goals of advancing standards-based learning, developing the social and emotional skills of all students, and promoting active citizenship; and the infrastructure goal of a sustainable plan for financial, building, technological and human resources that supports the learning goal;
- The need for highly qualified staff, teaching within established student/teacher ratio guidelines;
- The ongoing refinement of curriculum, instruction, and assessment practices; and
- The need to develop and maintain educational resources and a technology infrastructure that supports student learning and meets district goals.

In addition, the following assumptions were made:

- Overall, enrollment will remain relatively flat: elementary enrollment will decline slightly, but the enrollment at the middle school will increase. Total projected enrollment is 5,136 (excluding out-of-district and preschool students), a 7 pupil (0.1%) reduction from FY09;
- Contractual salary increases for teachers and administrators reflect steps, lanes and the following cost of living adjustments: 2.875% for teachers, 3.2% for administrators, and 2.5% for instructional assistants. A modest cost of living adjustment is also provided for clerical and non-union personnel, whose contracts are still under negotiation;
- Special Education costs, including transportation and out of district tuitions continue to escalate;
- Level funding (zero percent increase) is assumed for other operational (non-salary) line items; and
- A successful override in November 2008 provided funds to open and operate the District's newly-renovated High Rock School for sixth graders.

These assumptions and priorities are reflected in the budget in the following ways:

- Meeting staff contractual obligations was a priority because it allows the Needham Public Schools to recruit, support, and retain a talented and highly qualified staff and offer a fair salary within an extremely competitive MetroWest Boston market. Contractual increases in employee compensation for FY10 (totaling \$1,921,684), accounts for the majority of school budget increases.

2009/10 Budget Calendar

Sept– School Committee Developed School Budget Priorities & Guidelines

Oct/ Nov – Superintendent Developed Preliminary Budget Recommendation, Based on School Committee Guidelines

Dec 2 – Superintendent's Budget Request Sent to School Committee, Town Manager and the Finance Committee (on or Before Second Wed in Dec.)

Dec/Jan – School Committee Held Public Hearing(s) and Reviewed Superintendent's Request, Both Jointly and in Concert with the Finance Committee.

Jan 27, 2009– School Committee Sent Formal Budget Request to the Town Manager (Due on or Before Jan 31.)

Jan 31 – Town Manager Presented Balanced Town-Wide Budget Proposal, Including the Voted Request of the School Committee, to the Finance Committee for Formal Deliberation

Jan/Feb/Mar – Finance Committee Reviewed Budget Requests and Held Public Hearings

March 15 – Finance Committee Voted its Final Budget Recommendation to Town Meeting. The Finance Committee's Recommendation is Considered the Main Motion to be Acted Upon by Town Meeting

May 4 – Annual Town Meeting

July 1 – New Fiscal Year Begins

FY10 School Operating Budget

- A slight increase in the number of students we serve in our special education programs and increased tuition and transportation costs required \$324,359 (4.94 FTE) in additional resources to meet student needs.
- An additional fifth-grade teacher at the Mitchell Elementary School (\$55,000, 1.0 FTE) will meet enrollment increases at that school. Projected small declines at other elementary schools are not sufficient to allow resources to be shifted to meet this demand.
- The successful passage of the High Rock override provided an additional \$1,057,272 in funding for both High Rock and Pollard. This total accounts for 2.5% of the total 6.4% budget increase and will allow us to open the District's eighth school with an appropriate level of staffing and programs. The funds include support for the growing enrollment at both schools, including 4.0 FTE new teachers for Grades 6 and 7.

Unfortunately, these mandates, contracts and programs exceeded the amount of new funding available, requiring offsetting cuts to the budget of \$677,956, or 10.34 FTEs. These reductions include:

• 5.0 FTE teaching positions	\$275,000
• 1.2 FTE nursing positions	\$66,000
• 4.14 FTE administrative/support personnel	\$217,827
• Operating budget supplies/services	\$119,129

This budget anticipates the availability of grant and fee-based funding to retain 4.26 FTE of these positions: including a 1.0 FTE nurse on the state Enhanced Student Health grant, a 0.21 FTE administrator on the school Food Services fee-based program, a 0.15 FTE administrator on the Community Education fee-based programs, and 2.9 FTE positions from federal stimulus funds.

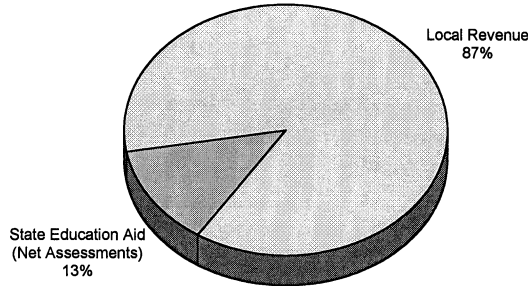
As noted above, the School Department has been fortunate to receive grant funding through the American Recovery and Reinvestment Act, or federal stimulus bill. These limited duration funds, include \$1,003,421 in state fiscal stabilization funds and \$719,576 in Individuals with Disabilities Act Education (IDEA) funds for special education. These funds will be used to offset some of the required reductions for FY10, and ease the burden of painful budget decisions that are sure to come in FY11. As of this writing, approximately \$994,000 will be used to restore 2.9 FTE positions cut from the operating budget, reinstate a 0.5 teacher previously funded from the state METCO grant, and backfill a large reduction in state "Circuit Breaker" funding for special education (from the 72% assumed in the operating budget to an estimated 38-42%.) Additionally, \$90,879 will be used to meet additional, 'unfunded' staffing needs, which emerged for FY10, including: 1.0 FTE elementary teaching positions required to maintain class size, given unexpected increases in enrollment; and 0.67 FTE special needs teachers to meet scheduling requirements at the Middle School level. The balance, \$622,995, will be invested in special education and other areas (satisfying the "investment mandate" of the federal stimulus funding requirements.)

FY10 School Operating Budget

FY10 Operating Budget

Revenue Summary:

FY10 School Operating Budget Revenue
\$45,382,885

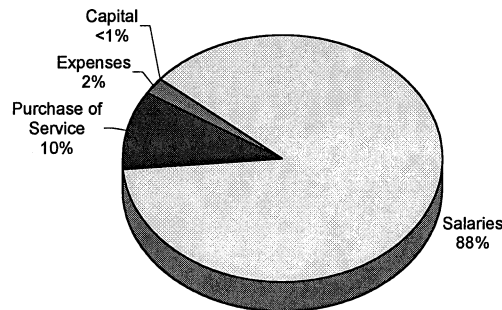


School Revenue	FY07 Actual	FY08 Actual	FY09 Adopted	FY10 Request (4)	FY10 Approved (5)	\$ Inc/(Dec) Over FY09	% Inc/(Dec)	% Total FY10
Other Town Revenue	33,718,267	35,722,671	36,574,354	40,825,214	39,448,681	2,874,327	7.9%	86.9%
Trans. Chapter 71	-	-	-	-	-	-	0.0%	0.0%
School Choice	-	-	(4,500)	(4,500)	-	4,500	-100.0%	0.0%
Charter School (1)	(7,959)	(34,147)	(40,599)	(40,599)	(48,856)	(8,257)	20.3%	-0.1%
Special Education (2)	(18,770)	(12,873)	(12,617)	(12,617)	(13,409)	(792)	6.3%	0.0%
Educ. Chapter 70 (3)	4,366,273	5,124,207	6,118,846	6,547,165	5,996,469	(122,377)	-2.0%	13.2%
Totals	38,057,811	40,799,858	42,635,484	45,382,885	45,382,885	2,747,401	6.4%	100.0%

- (1) Charter School Tuition Reimbursements, Net Sending Tuition Assessment. Source: Department of Revenue Cherry Sheets
- (2) Tuition Assessment to Mass Hospital School.
- (3) Chapter 70 Excludes School Construction Chapter 645; Chapter 511; METCO & School Lunch Reimbursement. Excludes Circuit Breaker
- (4) Based on August 12, 2008 Town ProForma growth assumption of 7% Chapter 70 Cherry Sheet Education Aid; level fund other state aid amounts
- (5) Final Approved State Budget, June 30, 2009

Expenditure Summary by Line Item:

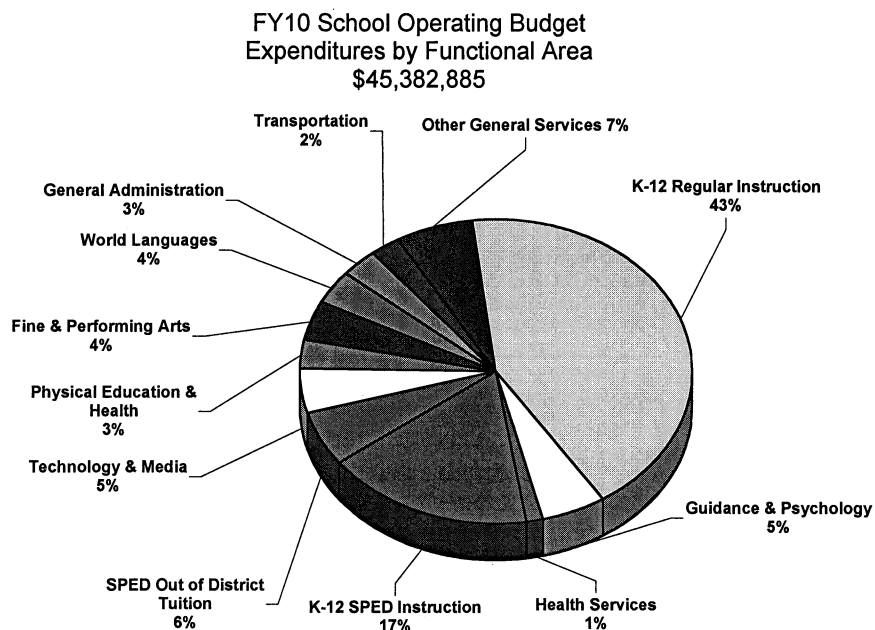
FY10 School Operating Budget Expenditures by Line Item
\$45,382,885



Expenditure Line Item	FY07 Actuals	FY08 Actuals	FY09 Adopted*	FY10 Request	FY10 Approved	\$ Inc/(Dec) Over FY09	% Inc/(Dec)	% FY10 TL
Salaries	33,049,102	34,964,371	36,917,858	41,281,338	39,742,384	2,824,526	7.65%	87.57%
Purchase of Service	3,591,419	4,774,477	4,589,404	4,703,524	4,581,420	(7,984)	-0.17%	10.10%
Expenses	1,211,264	1,060,988	1,128,226	1,329,801	1,059,081	(69,145)	-6.13%	2.33%
Capital Outlay	42,732	-	-	-	-	-	0.00%	0.00%
Totals	37,894,511	40,799,834	42,635,484	47,314,663	45,382,885	2,747,401	6.44%	100%

FY10 School Operating Budget

Expenditure Summary by Functional Area:



Expenditure Functional Area	FY07 Actuals	FY08 Actuals	FY09 Adopted*	FY10 Request	FY10 Approved	\$ Inc/(Dec) Over FY09	% Inc/(Dec)	% FY10 TL
General Administration	3,222,381	3,645,627	4,094,219	4,915,266	4,375,786	281,567	6.9%	9.6%
Transportation	1,000,702	1,123,037	1,071,474	1,091,140	1,080,550	9,076	0.8%	2.4%
Student Support Services	2,342,930	2,671,197	2,891,083	3,087,416	3,008,690	117,607	4.1%	6.6%
K-12 Regular Instruction	17,505,040	17,806,826	18,128,471	20,005,393	19,428,351	1,299,880	7.2%	42.8%
K-12 Arts, Languages, He	4,235,267	4,486,690	4,748,032	5,426,140	4,939,597	191,565	4.0%	10.9%
K-12 SPED Instruction	6,165,150	6,588,965	7,267,085	7,932,363	7,880,013	612,928	8.4%	17.4%
Technology & Media	1,676,639	1,788,190	1,889,338	2,246,632	2,059,587	170,249	9.0%	4.5%
SPED Tuitions	1,746,401	2,689,302	2,545,784	2,610,313	2,610,313	64,529	2.5%	5.8%
Totals	37,894,511	40,799,834	42,635,484	47,314,663	45,382,885	2,747,401	6.4%	100.0%

* As revised October 2008 STM

FTE Summary:

School Budget FTE Summary (Excludes Grants & Revolving Funds)

Position Category	FY07 Actual	FY08 Actual	FY09 Budget	FY10 Request	FY10 Approved	Inc/(Dec) Over FY09
Administrator (1)	30.55	31.65	31.15	35.15	34.29	3.14
Teacher (2)	385.53	403.49	406.37	435.49	417.42	11.05
Instructional Support (3)	106.21	115.28	115.69	118.54	115.38	(0.31)
Non-Instructional (4)	58.55	56.77	54.41	59.09	54.26	(0.15)
TOTALS	580.84	607.19	607.61	648.28	621.36	13.75

Introduction

The Needham School Committee is responsible for establishing budget priorities and subsequently voting a budget that reflects applicable state and federal mandates, the priorities, and the needs of the Needham Public Schools. Once adopted by the School Committee, the budget must ultimately be approved at the annual Town Meeting. The purpose of this document is to outline the roles and responsibilities associated with the budget process; detail a timeline for budget development; and outline assumptions and priorities that will guide the School Committee in its deliberations and in its interactions with other town boards as the Committee develops and approves a budget for the fiscal year beginning on July 1, 2009 (FY10).

Budget Roles & Responsibilities

The School Committee, Finance Committee, School department's administrative staff, Town Manager's office, and others have various roles and responsibilities during the budget development process:

- a) The Future School Needs Committee– projects enrollments for FY10 and beyond.
- a) The Town Manager – provides guidelines for developing Town-wide budget requests, develops revenue projections, reviews the budget requests of Town Departments and makes a balanced budget recommendation to the Finance Committee.
- a) The Finance Committee (FinCom) - Reviews departmental spending requests and the Town Manager's recommended budget and the School Committee's budget proposal and makes recommendations to Town Meeting.
- a) The School Committee (SC) – establishes School Department budget priorities, reviews the Superintendent's initial budget request, and presents the School Committee's final budget recommendation to the Town Manager, FinCom and Town Meeting.
- a) The School Department's Central Administration (CA) – utilizes Town Manager guidelines and School Committee priorities to guide budget development, develops the District-wide salary budget, reviews and evaluates building and department-based budget requests, and develops the Superintendent's system-wide budget request.
- a) Principals and Directors - generate detailed cost-center budgets for non-salary line items, within budget guidelines.

Budget Process & Calendar

- Aug 12, 2008 - Town Manager Releases Pro Forma Budget, Cip Forms & Instructions
- Sept 2 - Draft School Committee Budget Guidelines Presented To School Committee For Review
- Sept 3 – Town Manager Budget Consultation With Finance Committee
- Sept 9 - Town Manager Budget Consultation With Board Of Selectmen
- Sept 15 –Town Manager Budget Guidelines Issued
- Sept 17 - School Committee Approves School Department Budget Guidelines; School Five-Year Budget Forecast Presented To School Committee
- Sept 23 – Superintendent “Budget Kickoff” Discussion With Principals & Directors
- Sept 23 – Oct 13 – Principals/Directors Develop Budget Requests
- Oct 7 – School Committee Reviews School Capital Requests.
- Oct 21 – School Committee Votes School Capital Requests
- Nov 1 – Nov30– Superintendent’s Budget Request Developed
- Nov 4 – State Elections
- Nov 18 - Superintendent’s Preliminary Budget Recommendations Presented to Principals & Directors
- Nov 29 – School Budget Workshop on Five-Year Forecast with School Committee Liaisons and Finance Committee.
- Nov 19, 6pm – Town Manager Reviews School Capital Requests
- Nov 25 – Town Manager Consultation with Board of Selectmen
- Nov 30 – Superintendent’s Budget Request Sent To Town Manager/School Committee
- Nov 26-Nov 30 – School Committee Budget Presentation Developed
- Dec 2 – School Committee Reviews Superintendent’s Budget Request
- Dec 6 (Saturday, 8-12 am) – School Committee Budget Workshop
- Dec 10– Town Manager Forwards Budget Requests To FinCom, Including Superintendent’s Submitted Budget Request.
- Dec 16 - School Budget Workshop with School Committee Liaisons and Finance Committee; School Committee Budget Discussion
- Jan 6, 2008 – School Budget Workshop with School Committee Liaisons and Finance Committee; School Committee Budget Discussion; Town Manager Releases FY10-14 Capital Improvement Program
- Jan 13 – School Budget Workshop with School Committee Liaisons and Finance Committee; School Committee Public Hearing
- Jan 14 – FinCom Reviews School Operating /Capital Budget Requests.
- Jan 20 - School Committee Budget Discussion
- Jan 27 – School Committee Votes Budget Recommendation, Sends Budget To Town Manager/FinCom; Town Manager’s Budget Presentation
- Jan 31 - Town Manager’s FY10 Budget Due To The FinCom
- Feb 22 – FinCom Draft Budget Due To Town Manager
- Mar 15 – FinCom Votes Budget Recommendation To Town Meeting
- April 15 – Town Elections
- May 4 – 2009 Annual Town Meeting

- May 14 – 2009 Special Town Meeting
- July 1 – Start Fiscal Year 2009/10

State and Local Budget Requirements and Applicable Laws

The budget process is governed by State law and Town Charter. Needham's Town Charter was revised in 2005 to require that the Town Manager issue budget guidelines and instructions for departments to use in preparing their spending requests for the ensuing fiscal year. Both the Town Manager and School Superintendent must provide the Finance Committee with copies of their departmental spending requests on or before the second Wednesday in December. The Town Manager then presents a balanced budget proposal to the FinCom no later than January 31, which includes the spending priorities of all Town departments, and in addition thereto, the voted School Committee budget, if different from that contained in the balanced budget proposal. (Town Charter, Section 2.2.1) The Commonwealth of Massachusetts further requires that the final, recommended budget be submitted to the Finance Committee no less than 10 days before the end of the calendar year, or not less than 90 days prior to the date of the start of annual Town Meeting, whichever is later. (MGL Ch 41, Sect. 59) (In Needham, the annual Town Meeting is held during the first week in May.) The Finance Committee's recommendation on the operating budget is considered the main motion to be acted upon by Town Meeting. The fiscal year for all towns in the Commonwealth begins on July 1st and ends the following June 30th. (MGL Ch 44, Sect. 56)

The School Committee in each city and town is required to review and approve the budget for public education in the district. (MGL Ch 71 Sect. 37) A public hearing on the proposed school budget is required, and must be advertised at least one week prior in a newspaper of general circulation. (MGL Ch 71, Sect. 38N)

School Committees may receive grants or gifts for educational purposes, which are held in separate accounts, and, once accepted, may be expended without further appropriation. (MGL Ch 71 Sect. 37A) The School Committee also may charge fees or receive monies in connection with certain other school activities, the receipts of which also are held separately (in revolving funds) and may be spent without further appropriation. (MGL C40s3, C44s53, C44s17a, C44s53e1/2, C71s26c, C71s47, C71s71c, C71s71e, C71s71f, C71Bs12, C548ofActs of 1948)

Guidelines for Budget Requests

There are two levels of funding requests within the School Committee's budget: Base Budget requests and Program Improvement Budget requests.

The **Base Budget** assumes the same level of service to the schools from the FY09 budget to the FY10 budget, including the current school programs, staffing levels, class sizes, and services. The base budget includes:

- i. The total FY09 budget appropriation (net of turnover savings);
- ii. Statutory or regulatory mandates;

- iii. Personnel step, longevity and collective bargaining increases (including cost of living);
- iv. Increases under other existing contracts;
- v. Significant inflationary or enrollment increases (inflationary increase in the cost of student supplies, additional teachers needed to maintain student-teacher ratios, etc.) These requests should include:
 - Specific dollar increase by line item; and
 - Purpose of the requested increase; and
- vi. Other items considered necessary and recommended by the Superintendent.

The **Program Improvement Budget** includes both the Base Budget plus additional funds for program enhancements and improved service to the students of the Needham Public Schools. The Program Improvement Budget is the budget mechanism the School Committee will use to invest in service and program improvements for the Needham Public Schools. The Program Improvement Budget is not a wish list; rather it reflects the need to grow and improve the schools in a way consistent with the mission, values, and goals of the Needham Public Schools and the high expectations of the Needham community. Program Improvement Budget requests must be listed in order of priority and include:

- i. Specific dollar amount;
- ii. Purpose of request;
- iii. Projected impact of request on service delivery; and
- iv. Identification of grants or other outside sources of revenues.
- v. Reflect the district's values and goals.

School Committee Budget Assumptions

The budget is developed with certain assumptions and priorities established by the School Committee. For example, the budget reflects the assumption that the school district will meet all federal, state, and local mandated programs and requirements.

Thus, the budget should include sufficient resources and funding to meet contractual obligations and mandated programs, including:

A. Programs Under Federal, State and Local Mandates:

1. Chapter 766: Special Education (SPED)

- a. Meet the federal requirement to provide a free and appropriate public education to students with disabilities in the least restrictive environment. This often means creating programs to retain students 'in-district,' whenever possible;
- b. Priority is given, whenever possible, to providing in-District SPED programs to students;
- c. Where Out-of District programming is required,
 - i. Provide for SPED Out of District Tuition costs;
 - ii. Provide for SPED Transportation; and

- iii. Implement and maintain systems for complying with monitoring, procedural review and paperwork requirements.
2. Federal No Child Left Behind (NCLB) Act. (Federal Elementary and Secondary Education Act)
 - a. Meet the federal requirement to have all students become proficient on state testing standards by 2014, by making Adequate Yearly Progress (AYP) toward yearly performance goals;
 - b. Implement and maintain systems for student data collection, and reporting (to provide evidence of AYP);
 - c. Hire and retain "Highly Qualified" teachers through Professional Development and licensing;
 - d. Implement and maintain systems for tracking and monitoring teacher credentials (to provide evidence of Highly Qualified staff); and
 - e. Continue to work toward closing the achievement gap for minority and special education students.
3. English Language Learners (ELL)
 - a. Meet the federal (Title VI, Civil Rights Act) and state (M.G.L. c71-A) bilingual statutes that require districts to provide limited English Proficient (LEP) students with support services until they are proficient enough to participate meaningfully in the regular educational program;
 - b. Provide building support and tutoring for all LEP students;
 - c. Implement, coordinate and maintain systems for student identification, assessment, support and student data reporting; and
 - d. Provide training in sheltered English immersion practices to teachers with LEP students in their classrooms.
4. Section 504 and Americans with Disabilities Act
 - a. Meet the federal requirement to provide reasonable accommodations so that all people (students, faculty and community) can participate in activities in our schools, regardless of disability. These accommodations can include building modifications, specialized equipment, instructional or testing changes, or care from a nurse or other staff member.
5. Education Reform Act
 - a. Provide MCAS support; and continue to close the achievement gap for minority and special education students, and
 - b. Comply with state financial, pupil and student reporting requirements.

School Committee Priorities

The School Committee budget should also reflect certain priorities that address the needs of the Needham Public Schools. These priorities should provide direction to administrators and guide staff in developing budget recommendations. The priorities also should guide the School Committee in its deliberations and the budget planning process.

The budget should reflect the following priorities, in relative order. The School Committee may sometimes choose to fund items addressing the lower priorities over items that may claim a higher priority. While not done lightly, such choices must sometimes be made to ensure that no priority is neglected.

1. The District's mission, vision, values, and goals;
 2. The need for highly qualified staff teaching within established student/teacher ratio guidelines;
 3. The ongoing refinement of curriculum, instruction, and assessment practices; and
 4. The need to develop and maintain educational resources and a technology infrastructure that supports student learning and meets District goals.
1. The District's mission, vision, supporting assumptions, core values, goals and objectives are:
- A. Mission Statement: A school and community partnership that creates excited learners, inspires excellence, and fosters integrity.
 - B. Vision Statement: We envision all students engaged and fulfilled in their learning, committed to their community, and willing to act with passion, integrity, and courage.
 - C. Critical Assumptions: The following assumptions support the District's vision:
 - a. Partnership: Strong community and parent learning, involvement, and support are essential to student achievement.
 - b. Infrastructure: Safe, secure, and appropriate spaces incorporating innovative technology are necessary for sustaining the quality of the instructional program.
 - c. Planning: Administrative and financial planning and support that is responsive, efficient, and sustains the staff's ability to meet student and program needs.
 - d. Human Resources: A personnel program that recruits and supports a highly qualified, talented, and diverse staff to maintain a superior teaching and learning environment.
 - C. Core Values:
 - a. Scholarship: Learning. Every student in dynamic and challenging academic experiences that stimulate thinking, inquiry and creativity, identify and promote the development of skills, talents, and interests; and ensure continued learning and wellness. Staff improving their practice in an environment that supports a high level of collaboration and instruction that is focused on helping every student learn and achieve.
 - b. Community: Working together. A culture that encourages communication, understanding, and is actively anti-racist. Sharing ideas and valuing multiple perspectives ensures a caring community committed to the promotion of human dignity.
 - c. Citizenship: Contributing. An environment that nurtures respect, integrity, compassion, and service. Students and staff acknowledge and affirm responsibilities they have toward one another, their schools, and a diverse local and global community.
 - d. Personal Growth: Acting courageously. All students developing skills and confidence through personalized educational experiences that build on student strengths and emphasize reflection, curiosity, resilience, and risk taking.
 - D. District-wide Goals and Objectives:

- a. District Goal #1: Advance Standards-Based Learning: To refine and continue to put into practice a system of curriculum, instruction and assessment that engages each student in challenging academic experiences that are grounded in clearly defined standards.
 - i. Objective #1: Essential content and learning expectations that are aligned to state standards will be clearly identified for each grade level/subject area, and will be clearly communicated to teachers, students, and parents.
 - ii. Objective #2: Common assessments, collaborative data analysis and specific student feedback will become a part of the instructional practice of all teachers.
 - iii. Objective #3: Students in all classrooms have the opportunity to increase their achievement because they experience instruction that is differentiated and grounded in best research practices.
 - iv. Objective #4: Students (and parents) receive explicit feedback regarding progress towards meeting identified learning objectives on a regular basis.
 - v. Objective #5: The professional development and teacher supervision programs ensure learning opportunities that: are job-embedded; enable teachers to acquire rigorous and relevant content knowledge; enable them to implement best instructional strategies; provide support and guidance; and are directed towards individual teacher career growth.
- b. District Goal #2: Develop the Social and Emotional Skills of all Students: To ensure that students have the social and emotional competencies that enable them to be self-aware, to have social and relationship skills, to self-manage, and to make responsible decisions.
 - i. Objective #1: All students will have a meaningful connection to an adult in the school system.
 - ii. Objective #2: Strong school cultures will promote a sense of participation, safety, and security for all students.
 - iii. Objective #3: Schools will partner with parents to provide consistent social and emotional experiences for students.
 - iv. Objective #4: Students will improve social and emotional skill development through consistent, layered, and effective instruction at all levels.
- c. District Goal #3: Promote Active Citizenship: To ensure students have the knowledge and skills necessary to participate productively in the local and global communities and commit them to action as learners and citizens.
 - i. Objective #1: Students will engage in service learning appropriate to their grade level that helps students make the connections between service activities, state and district curriculum frameworks, local and global issues; and promotes reflection and the development of social, civic, and academic skills.
 - ii. Objective #2: Students will achieve an understanding of racism, ethnocentrism, and bias in today's society, an appreciation and respect for relationships among peoples, and opportunity to develop skills and perspective in order to become empowered and active learners.

- iii. Objective #3: Students will have developmentally appropriate learning and experiences that will result in global competence by graduation.
- iv. Objective #4: Every student will have the opportunity to become proficient in a foreign language.

2. The need for highly qualified staff teaching within established student/ teacher ratio guidelines.

- A. Provide competitive wages for teachers and administrators by funding collective bargaining agreements and contractual obligations;
- B. Develop and retain "Highly Qualified" teaching staff through Professional Development and licensing; and
- C. Maintain Student/Teacher ratios at current levels
 - A. Student/Teacher ratios should not be higher than those maximums set forth in SC Policy #IHB. School Committee practice is to target smaller class sizes, district-wide:
 - a. Kindergarten
 - i. Less than 24 Students – one class
 - ii. 24-27 students – employ an aide
 - iii. Over 27 students – develop another class
 - b. Grades 1-5
 - i. Less than 27 students – one class
 - ii. 27-29 students – employ an aide
 - iii. Over 29 students – develop another class
 - c. Grades 6-12
 - i. Below 15 students – class will not continue, with exceptions (*outlined in the policy*)
 - D. For FY10, a new, full-time teacher should be budgeted at \$55,000, (plus associated operating costs of \$1,300 for a computer and \$200 classroom consumable supplies. An additional \$4,000 in one-time costs will be budgeted if a new classroom must be furnished and equipped.) A new, full-time Assistant should be budgeted at \$21,500 (plus associated operating costs of \$200 for supplies.)
 - E. The FY10 base salary budget resets FTE's to the FY09 Annual Town-Meeting appropriation

3. The ongoing refinement of curriculum, instruction, and assessment practices. High priority is given to the elements that insure the continuance, renewal, revision, delivery and management of curriculum and instruction. These include:

- A. Professional development for teachers and administrators;
- B. Regular curriculum review, revision and development;
- C. Implementation of new programs to increase student achievement, growth and development; and
- D. Provide for instructional programs and development;
- E. Purchase and replacement of textbooks, consumable material and curriculum-related resources, management and assessment tools, supplies and materials

4. The need to develop and maintain educational resources and a technology infrastructure that supports student learning and meets District goals:

- A. Teacher and Administrative Supplies
 - i. Provide for the acquisition and replacement of instructional and administrative technology, software, supplies and other equipment
 - ii. Provide for student and classroom supplies;
 - iii. Provide for office administrative and teacher supplies and
 - iv. Provide for maintenance and contractual agreements.

- B. Equipment/ Capital Outlay
 - i. Provide for the regular replacement of copiers, and other instructional equipment, optimally within the capital budget;
 - ii. Provide for administrative financial and personnel systems, computers, projectors and other administrative and instructional equipment consistent with the Technology Plan; and
 - iii. Provide school buildings and physical infrastructure that adequately support the educational program and promote student safety.

- C. Administrative Support Staff
 - i. Provide trained and competent support staff to support the work of teachers and administrators throughout the District.

School Committee Budget Document Contents

The School Committee's recommended budget document should include the following information and features:

1. Provide summary budget information (including prior year actual, current year budget and next fiscal year requests):
 - a. Program level (District, Elementary, Middle, and High);
 - b. Town Meeting appropriation (personnel, purchase of services, expenses, capital outlay);
 - c. Functional area (Administration, Transportation, Other General Services, K-12 Regular Instruction, Guidance & Psychology, K-12 SPED Services, SPED Tuitions, Technology & Media, Physical Education & Health, Fine & Performing Arts, World Languages);
 - d. Provide summary budget information (including prior year actual, current year budget
2. Describe budget assumptions and fiscal strategies used to develop the budget;
3. Provide a multi-year FTE summary for all staff categories (administrators, teachers, instructional support and non-instructional staff);
4. Provide charts and tables to show where each budget line item appears on the system-wide reports;
5. Highlight revolving fund budget requests and operating budget impacts; and
6. Highlight grant and program operating budget impacts;
7. Highlight capital requests and operating budget impacts and;
8. Relate budget priorities to district-wide goals and objectives.

9. Five-Year Financial Forecast

Reader's Guide to the Budget

The Needham Public School Superintendent's Operating Budget Request is a document summarizing the educational programs and related services provided by the Needham Public Schools. The budget document covers the period from July 1, 2009 to June 30, 2010.

Demographic & Historical Information:

Needham is a popular and attractive suburb of Boston, with a population of approximately 29,400. It is located in Norfolk County, approximately ten miles southwest of Boston, 29 miles east of Worcester, and about 208 miles from New York City. Needham is bordered by Wellesley on the west and northwest, Newton on the north and northeast, the West Roxbury section of Boston on the east, Dedham on the southeast and south, and Westwood and Dover on the south. It has easy access to Boston, good schools and town services, outdoor open space, recreational areas, and a strong sense of community.

Needham has five elementary schools, one middle school, and one high school. In September 2009, an eighth school will open as a Sixth Grade Center, the newly-renovated High Rock School. The total student population is projected to be 5,133 in September 2008 (excluding preschool and out of district students.) It has a reputation for academic excellence and also boasts a full range of co-curricular and out-of-school opportunities, including after-school and summer services. Needham is a long-standing member of METCO, a voluntary desegregation program that provides educational opportunities in suburban communities for Boston children. Needham is also a participant in The Education Cooperative (TEC), a collaboration of 14 school districts that enables all of the participant communities to benefit from economies of scale in purchasing and high quality, cost-effective education services such as Special Education, which would be impossible for any one community to provide by itself.

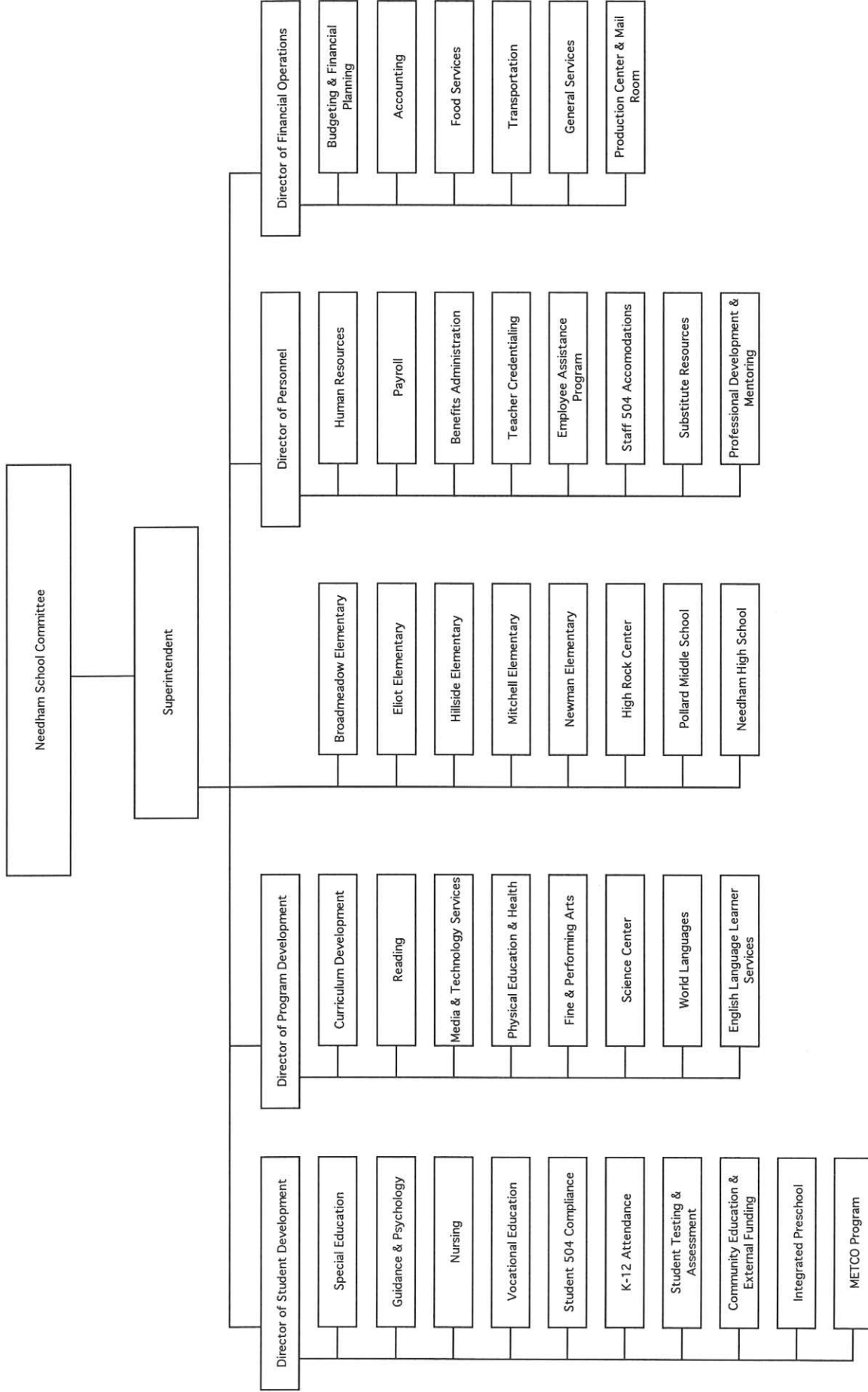
The seven-member Needham School Committee is responsible for overseeing elementary and secondary education in the Town. Members are elected and serve overlapping three-year terms. The Board appoints the Superintendent, who is the chief executive officer of the School Department. The School Committee is responsible for setting policy, and the Superintendent and his staff are charged with managing the School Department's operations. Five Central Administrator positions and eight principals comprise the School Leadership Team: the Director of Student Development, the Director of Program Development, the Director of Personnel, the Director of Financial Operations, and the principals of Broadmeadow Elementary, Eliot Elementary, Hillside Elementary, Mitchell Elementary, Newman Elementary, High Rock Center, Pollard Middle and Needham High Schools.

The School Department is fiscally-dependent, which means that it does not have taxing or levying (borrowing) authority, and derives most of its funding from the Town of Needham and Commonwealth of Massachusetts. Additionally, as a department of the Town, the School Department shares a General Fund with other Town Departments, which is overseen by the Town Accountant. Needham's Town Meeting approves the School Department's operating budget total appropriation level, levies the necessary taxes to finance the operations and approves the borrowing of money, when necessary.

Organizational Chart:

The District's organizational chart is presented on the next page.

Needham Public Schools Organizational Chart



Strategic Plan: Mission, Vision, Values & District Goals:

The Needham School Committee adopts goals and objectives to guide District activities, annually. These goals and objectives articulate the mission, vision, core values, learning and infrastructure goals around which school improvement plans are based, and toward which support services are directed.

The District's goals and objectives also are incorporated into the Budget Guidelines that shape the budget process. The 2009/10 budget ties the funding priorities of the District, as well as activities of the organizational units, to these goals and objectives.

Future budgets will focus on the development and integration of performance objectives and measures for each organization unit, that will be integrated into the budget process.

The 2008/09 adopted goals and objectives are presented on the following pages; the FY 2009/10 budget was developed around these goals and objectives. FY 2009/10 goals and objectives will be developed during the Summer of 2009.

Needham Public Schools
Mission, Vision, Core Values, and District Goals 2008-2009

What is our mission?

A school and community partnership that creates excited learners, inspires excellence, and fosters integrity.

What is our vision?

We envision all students engaged and fulfilled in their learning, committed to their community, and willing to act with passion, integrity, and courage.

What do we value?

Scholarship Learning Every student engaged in dynamic and challenging academic experiences that stimulate thinking, inquiry, and creativity; identify and promote the development of skills, talents, and interests; and ensure continued learning and wellness. Staff improving their practice in an environment that supports a high level of collaboration and instruction that is focused on helping every student learn and achieve.

Community Working together A culture that encourages communication, understanding, and is actively anti-racist. Sharing ideas and valuing multiple perspectives ensures a caring community committed to the promotion of human dignity.

Citizenship Contributing An environment that nurtures respect, integrity, compassion, and service. Students and staff acknowledge and affirm responsibilities they have toward one another, their schools, and a diverse local and global community.

Personal Growth Acting courageously All students developing skills and confidence through personalized educational experiences that build on student strengths and emphasize reflection, curiosity, resilience, and intelligent risk taking.

What are our learning goals?

Advance standards-based learning.

To refine and continue to put into practice a system of curriculum, instruction and assessment that engages each student in challenging academic experiences that are grounded in clearly defined standards.

Develop the social and emotional skills of all students.

To provide students with the social and emotional competencies to be self-aware, to self-manage, to interrelate with others, and to make responsible decisions.

Promote active citizenship.

To ensure students have the knowledge and skills necessary to participate productively in the local and global communities and commit them to action as learners and citizens.

What is our infrastructure goal?

Ensure infrastructure supports district values and learning goals.

To build and carry out a sustainable plan for financial, building, technological, and human resources that enables our learning goals and is responsive to student and school needs.

District Goal #1: Advance Standards Based Learning

To refine and continue to put into practice a system of curriculum, instruction, and assessment that enables each student to be engaged in challenging academic experiences that are grounded in clearly defined standards.

Objective #1:

Essential content and learning expectations that are aligned to state standards will be clearly identified for each grade level / subject area, and will be clearly communicated to teachers, students, and parents.

Action Steps	Facilitator(s)	Status
<p>Identify learning expectations at each grade level:</p> <ul style="list-style-type: none"> • Ensure documents are in place that detail elementary math and science essential content and learning expectations. • Ensure documents are in place that detail middle and high school essential content and learning expectations for each subject area. 	<p>Principals Director Program Dev. Department Directors / Chairs / Science / Math Curriculum Leaders</p>	<p>Completed</p> <ul style="list-style-type: none"> • Glossary of common terms and scope of K-12 expectations developed. • K-5 Math learning outcomes completed • In Progress • K-5 Science learning outcomes being developed • K-5 Writing outcomes in process of being developed. • Most Middle School & some High School departments have developed learning outcomes in each instructional area. • Learning outcomes approximately 60% complete across all levels. • ATLAS Curriculum management system introduced. 54 Middle School Curriculum documents entered into the system and 40 middle school teachers and administrators trained to use the system

District Goal #1: Advance Standards Based Learning

To refine and continue to put into practice a system of curriculum, instruction, and assessment that enables each student to be engaged in challenging academic experiences that are grounded in clearly defined standards.

Objective #2:

Common assessments, collaborative data analysis and specific student feedback will become a part of the instructional practice of all teachers.

Action Steps	Facilitator(s)	Status
<p>Ensure common assessments that help teachers to gain insight into student learning are in place in each grade level and subject area:</p> <ul style="list-style-type: none"> • Develop two common assessments and pilot in at least one grade, subject area or course at each level. • Discuss results of these common assessments and modify assessment and instructional practices. 	<p>Director Program Dev. Principals Department Directors/ Chairs Assistant Principals Curriculum Leaders</p>	<p>In Progress</p> <ul style="list-style-type: none"> • Grade 1-5 common Math assessments given in January and June. • New common K math end of year assessment developed and piloted. • Common Middle School math assessments in place. • Common assessments for K-5 ELA in place for K-2 phonics. • New common reading assessment for grades 3-5 piloted and adopted. • New common reading assessment for grades 1-2 adopted and to be implemented in 2009-10. • MCAS and K-5 math, 1-5 reading assessment data analyzed by teacher teams.

District Goal #1: Advance Standards Based Learning

To refine and continue to put into practice a system of curriculum, instruction, and assessment that enables each student to be engaged in challenging academic experiences that are grounded in clearly defined standards.

Objective #3: Students in all classrooms have the opportunity to increase their achievement because they experience instruction that is differentiated and grounded in best research practices	Action Steps	Facilitator(s)	Status
<p>Provide teachers with the opportunities to learn, practice, and receive specific feedback on instructional methods that are grounded in best practice.</p> <ul style="list-style-type: none"> • Provide opportunities for teachers to learn/practice/share skills in collaborative groups. • Incorporate into Professional Development program: <ul style="list-style-type: none"> - opportunities that help teachers to acquire the skills to collaboratively examine student work (LASW) - opportunities that help teachers to learn how to differentiate instruction and implement these practices into their lessons 	<p>Director Program Development</p> <p>Director Student Development</p> <p>Principals</p> <p>Directors Curriculum Leaders</p>	<p>In Progress</p> <ul style="list-style-type: none"> • Newman introduced Professional Learning Community framework to grade level teams. Teachers learned/practiced/shared skills/developed smart goals/examined data in collaborative groups. • K-5 specialists (science, math, literacy) work with teachers in school based grade level collaborative groups to learn/practice/share skills/plan lessons, etc. Professional development embedded into teacher work schedule. • K-5 grade level teacher teams develop flexible grouping practices that enable differentiated instruction in mathematics. • Grade 3-4 teachers provided professional development to collaboratively score student writing using common rubric. 	

District Goal #1: Advance Standards Based Learning

To refine and continue to put into practice a system of curriculum, instruction, and assessment that enables each student to be engaged in challenging academic experiences that are grounded in clearly defined standards.

Objective #4: Students (and parents) receive explicit feedback regarding progress towards meeting identified learning objectives on a regular basis.			
	Action Steps	Facilitator(s)	Status
	<p>Examine, plan, and implement standards based feedback systems at each level:</p> <ul style="list-style-type: none"> • Implement standards-based report card for grade 3. • Pilot standards-based report card at Grade 4. • Ensure that each school develops a plan to implement a standards-based student feedback system and that it pilots the practice in at least one area/grade level, or course. • Ensure that teachers have the skills and knowledge to provide students with explicit information about their learning. 	<p>Director Program Development Principals Assistant Principals SPED Directors Literacy Curriculum Leader</p>	<p>Completed</p> <ul style="list-style-type: none"> • Grade 3 standards-based report card implemented grade 3. • Hillside & Eliot pilot standards-based report card at grade 4. In Progress • Grade 5 standards-based report card in development for pilot during '09-10. • Rubrics for assessing student writing adopted and teachers receiving training. • High School developed and adopted school wide rubrics to be used to assess student work and provide more explicit feedback.

District Goal #1: Advance Standards Based Learning

To refine and continue to put into practice a system of curriculum, instruction, and assessment that enable each student to be engaged in challenging academic experiences that are grounded in clearly defined standards.

Objective #5:

The professional development and teacher supervision programs ensure learning opportunities that: are job-embedded; enable teachers to acquire rigorous and relevant content knowledge; enable them to implement best instructional strategies; provide support and guidance; and are directed towards individual teacher career growth.

Action Steps	Facilitator(s)	Status
<p>Implement comprehensive professional development and supervision and evaluation programs:</p> <ul style="list-style-type: none"> • Consult current research and solicit input from staff to develop comprehensive framework for the professional development program. • Form a committee of administrators and NEA representatives to consult current research, solicit input from staff, and develop new model of supervision and evaluation to pilot. 	<p>Principals Assistant Principals</p> <p>Director Human Resources Department Directors/Chairs</p>	<p>In Progress</p> <ul style="list-style-type: none"> • Professional Development Committee made a strategic decision to focus exclusively on professional development offerings related to district goals. • Professional Development offerings for summer '09 reflect this decision. • Job embedded, school based professional development related to system goals and school improvement plans in place at most schools. • Deferred • Committee to develop new supervision model will begin work next year.

District Goal #2: Develop the social and emotional skills of all students

To ensure that students have the social and emotional competencies that enable them to be self-aware, to have social and relationship skills, to self-manage, and to make responsible decisions.

Objective #1:

All students will have a meaningful connection to an adult in the school system.

Action Steps	Facilitator(s)	Status
<p>Establish structures (advisory, mentoring, etc.) at all levels that facilitate adult/ student relationships:</p> <ul style="list-style-type: none"> • Examine current practices in each building to determine how best to improve or establish adult/ student relationships for all students, particularly for special populations (e.g., students of color). • Establish a plan for implementing effective adult/ student structures in each school. 	<p>Director of Student Development Principals Assistant Principals Department Directors/ Chairs</p>	<p>In Progress</p> <ul style="list-style-type: none"> • Middle School Advisory established. Advisory survey administered in December 2008 shows positive responses except for these items: <ol style="list-style-type: none"> 1.) The adults at Pollard are helpful at stopping harassment by students. 2.) Homeroom / Advisory period helps me to be a better student. 3.) My homeroom teacher knows which subjects are harder for me than others. <p>In the Advisory Survey, faculty/ advisors were critical of the shortage of time to plan and as a result there will be summer planning to refine the program and materials.</p> <ul style="list-style-type: none"> • Freshman Seminars at the HS established by Guidance staff. • Adult mentors for METCO HS Freshmen established. • Steps to Success paired low-income students with high school adult peers. • Adult mentor coordinator in each elementary school to support adult mentoring program for all METCO students

District Goal #2: Develop the social and emotional skills of all students

To ensure that students have the social and emotional competencies that enable them to be self-aware, to have social and relationship skills, to self-manage, and to make responsible decisions.

Objective #2:

Strong school cultures will promote a sense of participation, safety, and security for all students.

Action Steps	Facilitator(s)	Status
<p>Ensure school cultures are healthy and positive:</p> <ul style="list-style-type: none"> • Analyze OHI data and identify areas for improvement. • Develop a response to identified areas as indicated by analysis. • Increase student leadership and participation opportunities. 	<p>Director of Student Development Principals Assistant Principals</p>	<p>In Progress</p> <ul style="list-style-type: none"> • Received additional perceptual data from MASSTeLLs. Presented to School Committee in April 2009. • Principals engaged in preliminary analysis of MASSTeLLS and OHI data. • 4 of the 5 elementary schools have completed Massachusetts Aggression Reduction Center program which provides staff, student and parent training in establishing anti-bullying culture.

District Goal #2: Develop the social and emotional skills of all students

To ensure that students have the social and emotional competencies that enable them to be self-aware, to have social and relationship skills, to self-manage, and to make responsible decisions.

Objective #3:

Schools will partner with parents to provide consistent social and emotional experiences for students.

Action Steps	Facilitator(s)	Status
<p>Establish parent programs at all levels to educate parents about the social and emotional skill development of their children and to involve them in supporting these efforts:</p> <ul style="list-style-type: none"> • Use the 2007-08 survey results to establish parent communication and education efforts. 	<p>Director Student Development Principals Department Directors/Chairs Director of Community Education</p>	<p>Completed</p> <ul style="list-style-type: none"> • Series presented to Preschool parents re: social skill, play and behavior development. • Middle School parent program presented in sexuality education. • HS parent programs presented around substance abuse and communicating with your teenager.

Objective #4:

Students will improve social and emotional skill development through consistent, layered, and effective instruction at all levels.

Action Steps	Facilitator(s)	Status
<p>Improve current instruction by ensuring fidelity, consistency, and quality of instruction:</p> <ul style="list-style-type: none"> • Conduct a needs assessment to determine what skills are being taught and practiced, where, and how effectively. • Develop plans based on the results of the needs assessment to address areas of inadequacy. 	<p>Director of Student Development Principals Department Directors/Chairs</p>	<p>In Progress</p> <ul style="list-style-type: none"> • Needs assessment completed by all elementary classroom teachers. This survey captures professional development needs, level of implementation of Responsive Classroom and Second Step and teacher perceptions of bullying. • Plan currently being developed for future professional development and support systems for continued implementation.

District Goal #3: Promote Active Citizenship

To ensure students have the knowledge and skills necessary to participate productively in the local and global communities and commit them to action as learners and citizens.

Objective #1:

Students will engage in age appropriate service activities that enable them to contribute to or act on local or global social needs and that provide them opportunities to develop social, civic, and academic skills through reflection and analysis of their efforts.

Action Steps	Facilitator(s)	Status
<p>Design learning components to accompany service opportunities at all levels and to embed service learning as an institutionalized core instructional strategy:</p> <ul style="list-style-type: none"> • Assess the current status of service activities, programs, and expectations in the Needham Public Schools. • Develop a framework and guide to help teachers integrate service and service learning opportunities appropriately within the Needham Public Schools. 	<p>Superintendent Principals Department Directors/Chairs</p>	<p>In Progress</p> <ul style="list-style-type: none"> • Service learning introduced to teachers as part of district professional day offerings. • Service learning activities adopted at several schools.

Objective #2:

Students will develop competencies to enable them to understand and effectively address matters of diversity, racism, ethnocentrism, and bias in the context of the pluralistic communities in which they live.

Action Steps	Facilitator(s)	Status
<p>Ensure programs and practices allow students and staff to develop multiple perspectives, strategies, and opportunities to understand and work with diverse people:</p> <ul style="list-style-type: none"> • Assess current staff awareness and understanding regarding diversity, racism, and bias. • Develop plan to institute best practices. 	<p>Director of Student Development Human Resource Director</p>	<p>In Progress</p> <ul style="list-style-type: none"> • 20 Staff members completed Empowering Multicultural Initiatives to expand their awareness and skillset.

District Goal #3: Promote Active Citizenship

To ensure students have the knowledge and skills necessary to participate productively in the local and global communities and commit them to action as learners and citizens.

Objective #3:

Students will develop the cultural, technological, and civic skills necessary to adapt to the conditions of 21st century global change.

Action Steps	Facilitator(s)	Status
<p>Articulate standards, competencies and experiences that reflect the skills required to be successful in today's global environment:</p> <ul style="list-style-type: none"> • Identify the knowledge, skills and experiences that students should have to function in the 21st century global environment. • Identify opportunities for students to engage in experiences that develop civic, health, economic, STEM (Science, Technology, Engineering, Math), and intercultural awareness and skills. • Provide teachers with professional development that enables them to promote intercultural awareness among their students and to adapt instruction so that it addresses students' cultural learning needs. • Assess the impact the high school's Global Competency Certificate program has had on students' ability to interact in linguistically and culturally diverse settings. 	<p>Director Program Development Principals Department Directors/Chairs</p>	<p>In Progress</p> <ul style="list-style-type: none"> • District Professional Day Conference to introduce teachers to the importance of 21st century learning skills, intercultural awareness, & global competency skills. • Engineering program to be introduced in grades 7& 8. Formal partnership developed with engineering company to enhance curriculum and provide real world STEM learning opportunities for students • Engineering strand introduced in K-5 science units. • Increased number of teachers participate in category 1 ELL training • 24 students have completed the Global Competency Certification Program.

District Goal #3: Promote Active Citizenship

To ensure students have the knowledge and skills necessary to participate productively in the local and global communities and commit them to action as learners and citizens.

Objective #4:

Students will have the opportunity to become proficient in a foreign language.

Action Steps	Facilitator(s)	Status
<p>Implement a continuum of instruction that enables all students to become proficient in a foreign language by graduation:</p> <ul style="list-style-type: none"> • Gather data from other school districts about models of instruction, curricula and scheduling. • Determine sources of funding for additional instructional time, alternative scheduling models, and implementation in at least one elementary grade level. • Survey the elementary parent community about choice of language for instruction. 	<p>Director Program Development Foreign Language Director</p>	<p>Deferred</p> <ul style="list-style-type: none"> • Implementation curtailed due to financial considerations.

District Goal #4: Ensure infrastructure supports district values and learning goals. To build and carry out a sustainable plan for financial, building, technological, and human resources that enables our learning goals and is responsive to student and school needs.

Objective #1:

Long-range resource planning documents will be developed that support sustainable school infrastructure and operations.

Action Steps	Facilitator(s)	Status
<p>Articulate and disseminate information and plans that detail school needs:</p> <ul style="list-style-type: none"> • Develop and share long-range forecast of school operating expenditures, to better understand the “big picture” and inform the resource allocation process. • Correlate annual budget document to school district’s adopted goals and objectives. • Develop long-range space needs and maintenance plans for school facilities which reflect educational priorities. 	<p>School Committee Superintendent Director of Financial Operations Director of Public Facilities</p>	<p>Completed</p> <ul style="list-style-type: none"> • Long-range forecast presented and incorporated into budget and space planning. • FY10 budget document adjusted to reflect district goals. • Long-range space needs planning presented in March. • In Progress Maintenance plan pending for all school buildings

District Goal #4: Ensure infrastructure supports district values and learning goals. To build and carry out a sustainable plan for financial, building, technological, and human resources that enables our learning goals and is responsive to student and school needs.

Objective #2:

The technological infrastructure, including hardware, software, support, and training, will be sufficient to meet 21st century needs for accessibility and reliability in order to enhance communication, enrich collaboration, and sustain teaching, learning, and administrative environments.

Action Steps	Facilitator(s)	Status
<p>Implement the district's technology plan to support learning:</p> <ul style="list-style-type: none"> Expand access to technology-embedded learning opportunities by maintaining more mobile computer access in all instructional settings, including special education. Provide Science, Foreign Language, Fine & Performing Arts, Media/ Technology, and Libraries with specialized hardware, dedicated instructional facilities, and associated technology tools as required by the respective curriculum programs. Ensure that facilities are able to maintain adequate technological capabilities for viable instructional and administrative applications. 	<p>Superintendent Director of Media and Technology Services Permanent Public Building Committee</p>	<p>In Progress</p> <ul style="list-style-type: none"> Moderate mobile computer access is available at Broadmeadow, Hillside and Mitchell. Full deployment of mobile computer access is available at Pollard and planned for High Rock. High Rock facility planning includes dedicated technology tools for these programs. Town Meeting voted to fund the electrical and technology studies for Hillside and Mitchell.

District Goal #4: Ensure infrastructure supports district values and learning goals.

To build and carry out a sustainable plan for financial, building, technological, and human resources that enables our learning goals and is responsive to student and school needs.

Objective #2:

The technological infrastructure, including hardware, software, support, and training, will be sufficient to meet 21st century needs for accessibility and reliability in order to enhance communication, enrich collaboration, and sustain teaching, learning, and administrative environments.

Action Steps	Facilitator(s)	Status
<ul style="list-style-type: none"> • Plan for the deployment and support of a pilot 1:1 computing model in the secondary grades. • Advance communication and collaboration among teachers, parents, administrators, and the larger community through regular use of listservs, wikis, blogs, calendaring, and cable programming. • Provide web site contributors with training and tools to update content on the district web site. • Ensure that hardware and procedures are in place and that staff is adequately prepared to communicate with each other, with town agencies, and with parents in emergency situations. 		<p>In Progress</p> <ul style="list-style-type: none"> • The 1:1 Study Committee expanded to include high school teachers, students and parents. • The installation of the High School wireless network was completed and systematically tested (in-house) for coverage. • The High School created an addendum to the AUP for use of student owned laptops and wireless Internet devices on the wireless network. (handbook) • A netbook pilot is in the pre-planning stages for Pollard. • These communication tools are in use at varying levels of implementation. • Twenty staff members have been trained with a new web content management tool, Rapid Web Design. • Seven of the sites are complete and posted; others are in various stages of progress. • Swiftreach, the town's emergency communication system, has been extended to include school or all school calling in an emergency.

District Goal #4: Ensure Infrastructure Supports District Values and Learning Goals

To build and carry out a sustainable plan for financial, building, technological, and human resources that enables our learning goals and is responsive to student and school needs.

Objective #3:

Modern and efficient information systems and training opportunities will be in place and used regularly to manage school and district operations that support staff, parents, and students.

Action Steps	Facilitator(s)	Status
<p>Ensure administrative technology and training facilitates efficient school operations:</p> <ul style="list-style-type: none"> • Adopt a technology-based substitute teacher replacement system and obtain a web-based training program for substitutes. • Adopt a human resource information system and maintain existing management systems for employment application (AppliTrack) and professional development registration (MyLearningPlan). • Ensure administrative and secretarial support staff has training in the use of appropriate information and administrative tools. • Streamline and centralize student registration process. • Collaborate with the town to procure an integrated financial system that meets school and town needs. 	<p>Director of Human Resources Director of Media and Technology Services Director of Student Development Director of Transportation Director of Financial Operations</p>	<p>Completed</p> <ul style="list-style-type: none"> • A new web-based substitute placement system, Aesop, was launched successfully on March 29, 2009. All teachers, administrators, substitutes and lead secretaries were trained • Deferred • New Human Resources information and financial management systems are not being explored at this time due to financial constraints. Human Resources, payroll and technology staff has met regularly to discuss database management and communication protocols to manage multiple databases. Several new systems have been developed and implemented to ensure efficiency. • In Progress • This summer, a workshop on PowerSchool will be offered to secretaries, guidance staff and administrators. Ongoing training has been offered to secretaries and administrators on the use of AppliTrack and Aesop.

--	--	--

District Goal #4: Ensure Infrastructure Supports District Values and Learning Goals

To build and carry out a sustainable plan for financial, building, technological, and human resources that enables our learning goals and is responsive to student and school needs.

Objective #4:

Core services including staff recruitment, compensation and benefits management, employee relations and human resource information management will promote a safe and healthy work place that facilitates and promotes a positive work ethic and reflects the district's core values.

Action Steps	Facilitator(s)	Status
<p>Ensure human resource management programs meet district needs:</p> <ul style="list-style-type: none"> • Identify critical areas where staff turnover is likely and work with affected departments to develop a comprehensive retention and succession plan. • Develop a professional development needs assessment for clerical staff and teaching assistants and build a comprehensive professional development program serving those staff. • Create an employee handbook outlining district policies, the human resources Mission Statement, and procedures to assist in the orientation of new staff and plan exit interviews to administer to all staff. 	<p>Director of Human Resources Director of Student Development</p>	<p>Deferred</p> <ul style="list-style-type: none"> • This goal will be addressed in the 2009-2010 school year <li style="padding-left: 20px;">In Progress • A professional development needs assessment is being developed for teaching assistant in coordination with the Special Education Directors. An assessment for secretaries will be developed in the summer 2009. • The Human Resource office has begun preliminary work on an employee handbook and collected handbooks from other school districts to collect ideas on format and content.

Academic Achievement: The relative success of students in learning and mastering the school subjects that they study, as measured by tests of the knowledge and skills that were taught. Some educators believe that academic achievement should include a broader sample of performances than just test scores.

Achievement Gap: Persistent differences in achievement among different groups of students as indicated by scores on standardized tests, grades, levels of educational attainment, graduation rates, and other data. Narrowing or closing this gap is one of the rationales for standards-based reform, which aims to ensure that additional attention is paid to low-performing students and that expectations are similar for all students.

Action Research: The systematic investigation by teacher of some aspect of their work to help them improve their effectiveness. Action research requires that the participants identify a question or problem and then collect and analyze relevant data. It differs from conventional research in that the participants study an aspect of their own work in the classroom and intend to use the results themselves.

Assessment: A test. An assessment may be part of a system for testing and evaluating individual students, groups of students, schools, or districts. Different types of assessment instruments include achievement tests, minimum competency tests, developmental screening tests, aptitude tests, observation instruments, performance tasks, and authentic assessments. Assessment may contain questions in any number of formats—multiple-choice, short response, and open-ended response.

Benchmarks: Any specific, measurable goals or objectives for students to meet at various points during the school year. Benchmarks are sometimes represented by samples of student work either from current students or from students from previous years. A set of benchmarks can be used as checkpoints to monitor student progress in meeting performance goals within and across grade levels.

Common Assessments: An evaluation developed by a group of teachers who teach the same grade, subject, or course on a common unit of study for the purpose of using the data for making decision about improving instructional practice.

Content Standards: Standards that describe what students should know and be able to do in core academic subjects at each grade level. The purpose of content standards is to create a common curriculum, so that all students have access to the same curriculum and so that teachers know what they are supposed to teach.

Curriculum Frameworks: A grade-by-grade description of the curriculum that will be taught in each of the subject areas as determined by a state's educational agency. They determine what teachers will teach and what students are expected to learn.

Data-Based Decision Making: The process of making decisions about curriculum and instruction on the basis of analysis of classroom data, school data, or the results of standardized tests.

Differentiated Instruction: A form of instruction that seeks to maximize each student's growth by recognizing that students have different ways of learning, different interests, and different ways of responding to instruction. In practice, it involves offering several different learning experiences in response to students' varied needs.

Formative Assessment: Evaluation carried out, often continuously or periodically, for the purpose of gathering information to improve student performance; teacher performance; and instructional methods, programs, and products.

Global Education: Academic programs devoted to the study of the histories, cultures, geography, economics, and governments of the world. The emphasis is on the study of cultures over the study of political history and struggles for power between and within nations.

Learning Outcomes/Expectations: An objective that states a goal or benchmark that students are expected to meet at a particular grade level in a particular subject. Specific expectations of what students are supposed to know or be able to do as a result of a specific course or learning activity.

Professional Development: Learning opportunities that are designed to increase the professional knowledge and skills of teachers who are currently working in the schools.

Research-Based: A descriptor of a program or policy that relies on credible, long-term studies of its effectiveness in practice.

Service Learning: Service learning refers to community service by students in a non-school setting. It aims to deepen students' social learning and to promote problem solving by having them engage in socially useful activities in the local community. It also provides them opportunities to discuss their experiences and to frame their learning within the context of current social issues.

Social and Emotional Skills/Competencies: Social-emotional skills, or 'emotional intelligence', is the name given to the set of abilities that allows students to work with others, learn effectively, and serve essential roles in their families, communities and places of work. Research shows that social-emotional skills can be taught to students and that their presence in classrooms and schools improves academic learning.

Standards-Based Learning:

Unified system of research based practices in curriculum, instruction, and assessment that are focused on student learning. It is characterized by clearly defined expectations for students (i.e. standards), instructional strategies that give students multiple ways to learn and assessment practices that provide meaningful feedback for students.

Summative Assessment: Evaluation used to document students' achievement at the end of a unit or course or and evaluation of the end product of a student's learning activity.

* Excerpted from Diane Ravitch, *Ed Speak* (Alexandria, VA: ASCD, 2007)

The Budget Process:

The budget process in Needham is governed by State law, Town Charter and School Committee Policy:

Operating Budget:

Needham's Town Charter was revised in 2005 to require (under Section 2.2.1 of the General By-laws) that the Town Manager issue budget guidelines and instructions for departments to use in preparing their spending requests for the ensuing fiscal year, after consultation with the Finance Committee. The Town Manager and School Superintendent must provide the Finance Committee with copies of their departmental spending requests on or before the second Wednesday in December. The Town Manager is required to present a balanced budget proposal, in which revenues equal expenditures, to the Finance Committee no later than January 31, after consultation with the Board of Selectmen and School Committee, which includes the spending priorities of all Town departments, and in addition thereto, the voted School Committee budget, if different from that contained in the balanced budget proposal. The Commonwealth of Massachusetts further requires that the final, recommended budget be submitted to the Finance Committee no less than 10 days before the end of the calendar year, or not less than 90 days prior to the date of the start of annual Town Meeting, whichever is later. (MGL Ch 41, Sect. 59) The Town Manager's budget recommendation is not binding on the Finance Committee; the Finance Committee is responsible for recommending a balanced budget to Town Meeting for its consideration and vote. (In Needham, the annual Town Meeting is held during the first week in May.)

The School Committee in each city and town also is required to review and approve the budget for public education in the district. (MGL Ch 71 Sect. 37) A public hearing on the proposed school budget is required, and must be advertised at least one week prior in a newspaper of general circulation. (MGL Ch 71, Sect. 38N)

School Committee Policy #DB and DBD further stipulate that, the School Committee delegates responsibility for budget preparation to the Superintendent, who is to be assisted by the Director of Financial Operations. The Superintendent must prepare and present to the School Committee by the first School Committee meeting in November a list of budget assumptions for its approval. Principals, department heads and staff are required to prepare preliminary budget requests, based upon the above assumptions, and to present these requests to the Superintendent for review. The Superintendent must present a preliminary budget recommendation to the School Committee in December, which will receive the joint evaluation of a School Committee budget subcommittee, the School Committee, the Superintendent and the Director of Financial Operations. A hearing on the proposed budget is required no later than January, prior to which citizens are to be informed of the budget contents. A presentation of the School Committee's budget will be made to all Town Meeting members prior to Annual Town Meeting and the Committee must send a copy of the proposed budget to all Town Meeting members at least seven days prior to a public hearing.

The operating budget, as enacted by Town Meeting establishes the overall School Department appropriation. Although the School Committee has the legal authority to move funds within its appropriation, the total School appropriation may only be amended by Town Meeting at Special Town Meetings that occur during the year. At year-end, operating budget appropriation balances lapse. Capital budget balances are available until expended.

Capital Budget:

The capital budget process closely follows the operating budget process, and is described under sections 2.2.2.1-3 of the Town Charter. Town Boards, including the School Committee, prepare capital budget requests, which are submitted to the Town Manager for the ensuing fiscal year and subsequent four-year period. The Town Manager develops a preliminary funding recommendation, after consultation with the Board of Selectmen. The Selectmen transmit the recommended capital budget to the Finance Committee, no later than the first Tuesday after the first Monday in January. Capital improvements are defined as the acquisition,

construction, renovation, betterment or improvement, involving land, public buildings and facilities; water and sewer system laterals, mains and appurtenances; and equipment or vehicles; provided the total cost is \$25,000 or more, and the improvement will have a useful life of five years or more, or any planning, feasibility, engineering or design study, in preparation for such capital expenditures. The first year of the capital improvements program shall constitute the proposed capital improvements budget for the coming year, and the ensuing four years of the plan are included for planning purposes

The Capital Improvement Plan shall include: a) a list of all capital improvements proposed to be undertaken during the next five years, together with supporting data; b) cost estimates, methods of financing, and recommended time schedule; and c) the estimated annual cost of operating and maintaining any facility to be constructed or acquired.

The Finance Committee's recommendation on both the operating and capital budgets is considered the main motion to be acted upon by Town Meeting. The fiscal year for all towns in the Commonwealth begins on July 1st and ends the following June 30th. (MGL Ch 44, Sect. 56)

Special Revenue Grant & Revolving Funds:

School Department special revenue funds consist of grants from federal, state and local sources (including donations), as well as fee-based "revolving" accounts. Under state law, school committees may receive grants or gifts for educational purposes, which are held in separate accounts, and, once accepted (by vote of the Committee), may be expended without further appropriation. (MGL Ch 71 Sect. 37A, MGL Ch 44 Sect. 53A.) The School Committee also may charge fees or receive monies in connection with certain other school activities, the receipts of which also are held separately (in revolving funds.) Of these revolving funds, only the School Transportation Revolving Fund (a departmental revolving fund established under MGL C44 Sect. 53E1/2) requires annual appropriation by Town Meeting; all others may be spent without further appropriation, once the fund is established. (MGL Ch 40 Sect. 3; Ch 44 Sect. 53; Ch 44 Sect.17A; Ch 71 Sect. 26C; Ch 71 Sect. 47; Ch 71 Sect. 71C; Ch 71 Sect. 71E; Ch 71 Sect. 71F; Ch 71B Sect. 12; Ch 548 of Acts of 1948.)

Operational budgets are prepared and approved for all fee-based revolving fund programs in the winter and spring of each year, for the upcoming school year. Departmental revolving funds, including the Transportation Revolving Fund, also are reauthorized each year at Annual Town Meeting, which sets the limit on the total amount which may be spent from each fund at that time. The aggregate for all departmental revolving funds may not exceed 10% of the amount raised by taxation by the City or Town in the most recent fiscal year, and no more than 1% of the amount raised by taxation may be administered by a single fund. (MGL C44 Sect. 53E1/2.)

Upon acceptance, the School Department also reviews and approves the budgets of all state and federal grants, as well as the budgets of significant local grants. The School Department does not budget donations or miscellaneous local grants.

Budget Guidelines & Priorities:

The School Committee annually votes budget guidelines to inform the development of the school operating and capital budgets. These guidelines, which are presented in the "Budget Priorities and Calendar" section of this document, are required under School Committee Policy #DBD and reflect the School Department's approved Goals and Objectives (found in the "Organizational" tab of this document.) They also describe budget roles and responsibilities, the calendar for budget development, and the assumptions and priorities that will guide budget development. The School Committee's budget guidelines are contained in the "Budget Priorities and Calendar" section of this document; the School Department's approved Goals and Objectives are found in the

“Organizational” tab of this document.) The Superintendent’s transmittal letter, included in the “Budget Message” section of this document, reflects these guidelines, and articulates the assumptions, considerations and priorities that are contained in the proposed fiscal plan.

School Department Funds:

The accounts of the School Department are organized on the basis of fund and account groups. Funds are the control structures that ensure public monies are spent only for those purposes authorized and within the amounts authorized. Funds are established to account for different types of activities and legal restrictions that are associated with a particular governmental function. The use of funds and the budgeting, accounting and auditing that are associated with this fund structure are governed by the Massachusetts General Law and Generally Accepted Accounting Principals, as determined by the Governmental Accounting Standards Board.

The 2009/10 school budget consists of the following elements/funds:

- School Operating Budget, which is the principal financing plan for school operations. The School Operating Budget is appropriated annually by Town Meeting, as part of the Town’s larger General Fund budget (under fund/department code 0001-3xxx.) Major funding sources include state Chapter 70 Education Funds and local revenues. At year-end, operating budget appropriation balances lapse.
- School Capital Budget, which is the basic financing plan for capital needs, including school facilities. The School Capital Budget is appropriated by Town Meeting, under separate project-based funds and accounts (with fund codes 3xxx.) The Capital Budget addresses the current year’s needs, while the Capital Improvement Program plans capital projects over a five-year period. Major funding sources include: local revenues from taxation and reserves, other local funds, debt and debt exclusions. Capital budget balances are available until expended.
- School Special Revenue Revolving Funds, which are extracurricular programs of the School Department, that are self-funded through fee revenues and are authorized by specific statutes of either Massachusetts General Law, or federal law. Once established, school revolving funds may be expended without further appropriation, with the exception of departmental revolving funds established under MGL Ch44 Sect. 53E1/2, which must be annually reauthorized by Town Meeting. School revolving balances are available until expended. School revolving funds are organized as separate accounts within the following fund codes:

<u>Fund/Program</u>	<u>Authorizing Legislation</u>	<u>Appropriated?</u>
Fund 2350		
• Integrated Preschool Program	MGL Ch 71 Sect. 47	No
• Transportation Program	MGL Ch 44 Sect. 53E1/2	Yes
• Camp Thompson Island Program	MGL Ch 71 Sect. 47	No
• Kindergarten After School Enrichment (KASE) Program	MGL Ch 71 Sect. 47	No
• Tutoring Program	MGL Ch 71 Sect. 47	No
• Elementary After School Enrichment (EASE) Program	MGL Ch 71 Sect. 47	No
• Summer School Program	MGL Ch 71 Sect. 71E	No
• Middle School After School Enrichment (MAS) Program	MGL Ch 71 Sect. 47	No
• Broadmeadow School Rental Income Fund	MGL Ch 40 Sect. 3	No
• Eliot School Rental Income Fund	MGL Ch 40 Sect. 3	No
• Mitchell School Rental Income Fund	MGL Ch 40 Sect. 3	No
• Newman School Rental Income Fund	MGL Ch 40 Sect. 3	No
• Pollard Japan Exchange Program	MGL Ch 71 Sect. 47	No
• School Performing Groups Program	MGL Ch 71 Sect. 47	No

• Fee-Based Music Instruction Program	MGL Ch 71 Sect. 47	No
• Pollard Lost Books (Recovery)	MGL Ch 44 Sect. 53	No
• High Rock Lost Books (Recovery)	MGL Ch 44 Sect. 53	No
• High School Textbook Recovery	MGL Ch 44 Sect. 53	No
• Science Center Program	MGL Ch 71 Sect. 71E	No
• Graphic Arts Program	MGL Ch 71 Sect. 47	No
• High School Parking Safety	MGL Ch 71 Sect. 47	No
• High School Musical	MGL Ch 71 Sect. 47	No
• High School Testing Program	MGL Ch 71 Sect. 47	No
• Broadmeadow Book/Equipment Sales	MGL Ch 71 Sect. 47	No
• Eliot Book/Equipment Sales	MGL Ch 71 Sect. 47	No
• Hillside Book/Equipment Sales	MGL Ch 71 Sect. 47	No
• Mitchell Book/Equipment Sales	MGL Ch 71 Sect. 47	No
• Newman Book/Equipment Sales	MGL Ch 71 Sect. 47	No
• High Rock Book/Equipment Sales	MGL Ch 71 Sect. 47	No
• Pollard Book/Equipment Sales	MGL Ch 71 Sect. 47	No
• High School Book/Equipment Sales	MGL Ch 71 Sect. 47	No
• Fine & Performing Arts Book/Equipment Sales	MGL Ch 71 Sect. 47	No
• World Language Book/Equipment Sales	MGL Ch 71 Sect. 47	No
• Media Recovery	MGL Ch 44 Sect. 53	No
• High School Lockers (Locker Sales/Locker Repair)	MGL Ch 71 Sect. 47	No
• Production Center	MGL Ch 71 Sect. 47	No
• Hillside/ Lesley Intern Program	MGL Ch 71 Sect. 47	No
• METCO Program	MGL Ch 71 Sect. 47	No
• METCO Summer School	MGL Ch 71 Sect. 71E	No
• SPED Non-Resident Tuition (Broadmeadow Specialized Pgm.)	MGL Ch 71 Sect. 71F	No
• SPED Non-Resident Tuition (High School STRIVE Program)	MGL Ch 71 Sect. 71F	No
• High School Non-Resident Tuition	MGL Ch 71 Sect. 71F	No

Fund 2351

• High School Athletics (Fund 2350)	MGL Ch 71 Sect. 47	Yes
-------------------------------------	--------------------	-----

Fund 2550

• Food Services (School Lunch) Program	Chapter 548, Acts of 1948	No
--	---------------------------	----

Fund 2551

• Adult Education Program	MGL Ch 71 Sect. 71E	No
---------------------------	---------------------	----

Fund 2553

• Staff Development Program	MGL Ch 71 Sect. 71E	No
-----------------------------	---------------------	----

- School Special Revenue Grant Funds, consist of funds received for educational purposes from federal, state and local sources. These funds are held in separate accounts, and once accepted (by vote of the Committee), may be expended without further appropriation. School Committee Policy #DFC governs the acceptance of gifts/grants, fundraising, student/parent gift giving to staff members, and solicitations by students on school grounds. Typically, unexpended grant balances which remain at the end of the grant period are returned to the granting agency. School grant funds are organized as separate accounts within the following fund codes:

<u>Fund/Program</u>	<u>Authorizing Legislation</u>	<u>Appropriated?</u>
Fund 2003 (Federal)		
• SPED Entitlement (94-142)	MGL Ch 71 Sect. 37A, MGL Ch 44 Sect. 53A.	No
• SPED Induction	MGL Ch 71 Sect. 37A, MGL Ch 44 Sect. 53A.	No
• SPED Early Childhood	MGL Ch 71 Sect. 37A, MGL Ch 44 Sect. 53A.	No
• Safe & Drug Free/ Title IV	MGL Ch 71 Sect. 37A, MGL Ch 44 Sect. 53A.	No
• NCLB Teacher Quality/ Title IIA	MGL Ch 71 Sect. 37A, MGL Ch 44 Sect. 53A.	No
• NCLB Title I	MGL Ch 71 Sect. 37A, MGL Ch 44 Sect. 53A.	No

• NCLB Technology/ Title IID	MGL Ch 71 Sect. 37A, MGL Ch 44 Sect. 53A.	No
• ARRA SFSF	MGL Ch 71 Sect. 37A, MGL Ch 44 Sect. 53A.	No
• ARRA IDEA – School Age	MGL Ch 71 Sect. 37A, MGL Ch 44 Sect. 53A.	No
• ARRA IDEA - Preschool	MGL Ch 71 Sect. 37A, MGL Ch 44 Sect. 53A.	No
Fund 2004 (State)		
• Circuit Breaker	MGL Ch 71 Sect. 37A, MGL Ch 44 Sect. 53A.	No
• METCO	MGL Ch 71 Sect. 37A, MGL Ch 44 Sect. 53A.	No
• DPH Enhanced School Health	MGL Ch 71 Sect. 37A, MGL Ch 44 Sect. 53A.	No
• Academic Support	MGL Ch 71 Sect. 37A, MGL Ch 44 Sect. 53A.	No
Fund 2552/2554 (Local)		
• Metrowest Youth Substance Abuse	MGL Ch 71 Sect. 37A, MGL Ch 44 Sect. 53A.	No
• Steps to Success	MGL Ch 71 Sect. 37A, MGL Ch 44 Sect. 53A.	No

This budget presentation excludes agency and trust accounts, including: student activity funds (as established under MGL Ch71 Sect. 47), scholarships and trusts. Donations and miscellaneous local grants also are excluded from the budget process.

Budgeting & Accounting for School Department Funds:

The Town of Needham and School Department utilize the modified accrual basis for accounting and budgeting, where revenues are recognized in the accounting period in which they become available and measurable. “Measurable” means the amount of the transaction can be determined and “available” means the funds are collectible within the current period, or soon enough thereafter to be used to pay liabilities in the current period. Expenditures are recorded when a liability is incurred. The Town’s accounting principals conform to generally accepted accounting principals (GAAP), as applicable to governmental units.

For presentation purposes in this document, the budgets of school revolving funds are shown on a cash basis (e.g., with outstanding encumbrances removed), so that ending fund balances from one period are easily shown to conform to the beginning fund balance of the subsequent period. Additionally, for presentation purposes in this document, the budgets of federal special revenue grants reflect the September 1 – August 31 grant period for these funds.

Encumbrance accounting is used in the budgetary process for all funds. Encumbrances are a mechanism by which funds are set aside to meet outstanding purchase orders, contracts, or expenditure commitments. At year-end, encumbrances represent the estimated amount of obligations made in the current year, which will be paid in the succeeding year upon delivery of the goods or services.

Budget Policies & Practices:

All budgets are developed using a variety of policies and practices, which reflect state law, School Committee policy and voted budget guidelines. The following section highlights significant assumptions used in the budgeting process.

Budget Development Process:

The budget development process for school funds is described above, including roles and responsibilities.

Guidelines for Budget Requests

The voted Budget Guidelines of the School Committee outline two levels of funding requests within the School Committee's budget: Base Budget requests and Program Improvement Budget requests.

The School Department's **Base Budget** assumes the same level of service to the schools from the prior to the succeeding fiscal year budget, including the current school programs, staffing levels, class sizes, and services. The base budget includes: a) the total FY10 budget appropriation (net of turnover savings); b) statutory or regulatory mandates; c) personnel step, longevity and collective bargaining increases (including cost of living); d) increases under other existing contracts; e) significant inflationary or enrollment increases (inflationary increase in the cost of student supplies, additional teachers needed to maintain student-teacher ratios, etc); and f) other items considered necessary and recommended by the Superintendent.

The **Program Improvement Budget** includes both the Base Budget plus additional funds for program enhancements and improved service to the students of the Needham Public Schools. The Program Improvement Budget is the budget mechanism the School Committee will use to invest in service and program improvements for the Needham Public Schools.

Salary Increase Policies:

Salary adjustments are subject to School Committee approval, and are generally part of the normal budget development process for the succeeding fiscal year. Contractual step, longevity and collective bargaining increases (including cost of living) are considered to be base budget requests for the upcoming school year.

Needham Public Schools has five salary scales, established by separate collective bargaining agreements for school administrators, teachers, instructional assistants, clerical staff and computer technicians, and food service workers. In addition, a small number of school personnel work under non-union contracts, including the Superintendent, Central Administrators, Principals, and specialized workers.

Position Policy:

Position adjustments are subject to School Committee approval, and are either part of the normal budget development cycle for the succeeding year, or the budget amendment cycle. For each budget year, schools are staffed based on established student/teacher ratios (School Committee Policy #IHB), applied to projected enrollment, as well as specific student needs articulated by Individualized Education Plans (IEPs). Starting with the prior year's staffing levels, staff are added or subtracted based on the aforementioned factors.

Positions also are adjusted to reflect the expansion or modification of existing programs, or to meet new requirements. Requests for additional positions generally originate with the program manager/principal, are reviewed by the Superintendent, and as appropriate, are forwarded to the School Committee for approval.

All authorized positions in the School Department are assigned unique position authorization and sequence numbers. Position control is an important control mechanism, which ensures that the number of staff hired does not exceed the total number of budgeted authorizations, and that salary expenditures remain within budget amounts.

Budget Oversight and Amendment:

The operating budget, as enacted by Town Meeting establishes the overall School Department appropriation. Although the School Committee has the legal authority to move funds within its appropriation, the total School appropriation may be amended only by Town Meeting at Special Town Meetings, which occur during the year. Amendments to specific line items within the School Operating Budget are made in accordance with School Committee Policy #DBK. Under this policy, the School Committee is solely empowered to authorize changes

in allocations between line items, within the total appropriation approved by Town Meeting. Budget adjustments are allowed throughout the year.

The Superintendent and his designee, the Director of Financial Operations, are responsible for providing budget oversight. Budgetary controls are maintained to ensure compliance with Massachusetts General Laws that govern municipalities and school departments, and School Committee policy. These statutes provide legal standards for preparing, presenting, adopting and administering the budget.

Features of Needham's internal control structure include the use of an integrated financial management system; the segregation of incompatible duties; the use of encumbrance accounting; properly designed accounting records (including the use of pre-numbered forms and automatic duplicates); controlled access to sensitive information and valuables; physical security of cash, assets and vital records; the use of computer backups and a disaster recovery plan; regular reconciliation of accounts; verifications of compliance with financial processes and controls; and the timely preparation of financial reports.

Each program budget is managed by a District administrator, who is responsible for operating their programs within the limits their approved budgets.

School Committee Policy #DBK, as implemented by the budgetary control system within the District's financial management system, requires that expenditure requests include a valid account number, that they be approved by an authorizing party and that they remain within the approved and available budget amount. Additionally, all expenditure requests must be approved in advance by District's Chief Procurement Officer, for compliance with Massachusetts Uniform Procurement Act (MGL Ch30B) requirements.

Encumbrance accounting is an important feature of the financial control and reporting system. As required under School Committee Policy #DBK, all non-salary expenditures must be encumbered to ensure that funds will be available when payment is due. (Although desirable, the Town's current financial system cannot encumber salary expenses.) The encumbrance process is an important control measure to prevent the inadvertent over-expenditure of budget appropriations due to lack of information about future commitments.

Expenditure Approval:

MGL Ch 41 Sect. 56 require the School Committee to approve all school bills, drafts, orders and payrolls, and stipulates that approval may only be given after an examination to determine that the charges were correct and that the goods, materials or services charged for were actually had been ordered, delivered and/or rendered. School Committee Policy #DGA requires a majority of the School Committee to review and approve warrants for goods and services, but authorizes the Chairman (or designee) to approve payroll warrants,

Financial Information and Reporting Practices:

The financial management system provides accessible and timely information about the uncommitted balance of appropriations and unrealized revenues. Under School Committee Policy #DBK, financial status reports must be provided to the Committee within 45 days of the end of each quarter. These financial status reports present year-to-date payments and encumbrances for school accounts, as well as a listing and explanation of all transfers between appropriation accounts. In addition, quarterly projection reports are prepared for operating accounts, to provide timely about current or potential budget issues, and to facilitate fiscal planning. At the end of the fiscal year, Policy #DBK also requires the Superintendent to make a recommendation to the Committee about the disposition of unspent funds, which the Committee revises (as necessary) and approves by majority vote. In addition, the Superintendent or designee should inform the Committee about changes in staffing levels or in curriculum, prior to implementation, even if those changes have no financial impact on the budget.

Fund Balance:

As a dependent entity, the School Department is not allowed to retain fund balance within the School Operating Budget; at year-end, operating budget appropriation balances lapse. Capital budget balances are available until expended, are retained within each fund/account, and are restricted to the specific purpose of the appropriation. Special revenue revolving fund programs are permitted to retain unexpended balances within each fund/account, with the exception of those programs established under MGL Ch40 Sect. 3, for which unexpended balances laps to the General Fund at year end. As a general guideline, expended balances within special revenue revolving fund accounts may not exceed three months operating expenses, unless special conditions apply. Special revenue grant funds lapse at the end of the applicable grant period, which is typically July 1-June 30 for state and local grants, and September 1 – August 31 for federal grants. For these grant funds, unexpended balances typically must be returned to the granting agency.

Auditing:

School Committee Policy #DIE requires that all school accounts undergo an annual audit, by the firm selected by the Town of Needham to perform general auditing of accounts. In addition, an internal audit of Student Activity Accounts is permitted, at the discretion of the Superintendent, but is routinely conducted on an annual basis. Finally, an independent review of the accounting procedures of the Needham Public Schools will be conducted following the termination of service, resignation or retirement of the Director of Financial Operations.

Capital Policies:

The Town annually develops a five-year Capital Improvements Program (CIP), under the direction of the Town Manager. The first year of the CIP constitutes the proposed capital improvements budget for the coming year, and the ensuing four years of the plan are included for planning purposes.

The Capital Improvement Plan shall include: a) a list of all capital improvements proposed to be undertaken during the next five years, together with supporting data; b) cost estimates, methods of financing, and recommended time schedule; and c) the estimated annual cost of operating and maintaining any facility to be constructed or acquired.

The School Department follows the general provisions of the Capital Improvement Policies established by the Board of Selectmen:

- Capital improvements are defined as: a) items requiring an expenditure of at least \$25,000 and having a useful life of more than five-years; b) projects consisting of real property acquisitions, construction, capital assets improvements, long-life capital equipment, or major maintenance/repair of an existing capital item, as distinguished from a normal operating expenditure; and c) items obtained under a long-term lease.
- Town departments will propose operating budgets that provide sufficient funding for adequate maintenance and orderly replacement of capital plant and equipment;
- All assets will be maintained at a level that protects capital investment and minimizes maintenance and replacement costs;
- All equipment replacement needs for the upcoming five-years will be projected and the projection will be updated every year; and
- Future operating and maintenance costs for all new capital facilities will be fully costed out.

These policies also govern activities of the Capital Improvement Fund (CIF), whose purpose is to allow the Town to reserve funds for general fund cash capital. Appropriations from the CIF are restricted to the following item for which the town may borrow for a period of five years or more; the acquisition of new equipment; the replacement of existing equipment; and building and facility improvements which cost less than \$250,000. Only general fund capital items that have been identified in the CIP for a period of three or more years, and which are recommended in the Capital Improvement Program for the current year, are eligible for funding from

the CIF. The CIF may be used to pay for recurring equipment replacement needs that have been identified in the CIP and funded in at least three of five immediately preceding fiscal years. Appropriations to the CIP and interest earnings on the fund become part of the Fund.

Additionally, the policies govern use of the Capital Facility Fund (CFF), whose purpose is to allow the Town to reserve funds for extraordinary building repairs when other resources are unavailable. Appropriations from the CFF are restricted to: a) building repairs and improvements related to the structural integrity, building envelope or mechanical, electrical, plumbing system of the then existing capital facilities; and b) buildings and structures located on Town property and under the jurisdiction of the Town Manager (school buildings fall under the jurisdiction of the Town Manager.) Appropriations into the CCF and interest earnings become part of the Fund.

Debt Policies:

Under state law, School Departments of Towns are not empowered to issue debt. MGL Ch44 Sect. 7 limits the ability to incur debt to Town Meeting, upon two-thirds vote, for specific purposes as outlined in the statute. The Board of Selectmen have established the following debt policies:

- Proceeds of long-term debt will not be used for current, ongoing operations;
- The Town will strive to limit total debt service, including debt exclusions and self-supporting debt, to 10% of gross revenues;
- The Town will limit annual increases in debt service to a level that will not materially jeopardize the Town's (AAA) credit rating;
- For those previously-authorized bonded projects with residual balances, the Town Administrator shall propose the reallocation of these balances for other capital projects in conformance with MGL Ch 44 Sect. 20;
- For those previously authorized projects funded with available revenue (tax levy or reserves), that have residual balances in excess of \$5,000, the Town Administrator shall propose the reallocation of these balance for other future capital projects in conformance with MGL Ch 44 Sect. 33B. This practice will avoid abnormally inflating general fund surplus with one-time receipts.
- For those previously authorized projects funded with available revenue (tax levy or reserves), with residual balances of less than \$5,000, the Comptroller shall be authorized to close these balances to the appropriate fund surplus;
- The Town will attempt to limit bond sales in any calendar year to \$10,000,000 in order to maintain bank qualifications and thereby receive lower interest rates on bonded debt;
- Long-term borrowing will be confined to capital improvements too expensive to be financed from current revenues. In general, the Town will attempt to finance purchases costing less than \$25,000 with operating revenues;
- Bonds will be paid back within a period not to exceed the expected useful life of the capital project;
- To the extent practicable, user fees will be set to cover the capital costs of enterprise type services or activities – whether purchased on a pay-as-you-go basis or through debt financing – to avoid imposing a burden on the property tax levy.
- Ongoing communications with bond rating agencies will be maintained, and a policy of full disclosure on every financial report and bond prospectus will be followed.

School Revenues:

School revenues are derived from three primary sources: federal, state and local sources, including property taxes and fees. Local resources fund approximately 90% of the school operating budget; state aid comprises an additional 10%. Federal revenue is received primarily in the form of special revenue grant funds, and reimbursement for free and reduced price meals.

Federal revenues consist of categorical special revenue funds that are designated for specific purposes. Specific purpose grants include Federal Special Education Entitlement (SPED 94-142), SPED Program Improvement/274, Title I (No Child Left Behind), Teacher Quality/140 (Title II, Part A, Improving Educator Quality), NCLB Technology/160 (Title IID, Part D: Enhancing Education Through Technology), NCLB Innovative Programs V/302, NCLB Safe & Drug Free Schools/331 (Title IV, Part A: Safe & Drug Free Schools & Communities.) The Food Services program also receives federal reimbursement for free and reduced price meals sales to students. These funds are subject to the federal budget process and are received from the State as pass-through funds.

State revenues for education consist of Chapter 70 Education Funds, and other categorical amounts established by the State. MGL Chapter 70 Education funds, authorized by the Education Reform Act of 1993, provide funding to school districts based on a calculated foundation budget amount, which represents the amount of money that each district is required to appropriate, in order to provide an adequate education to its pupils. The funding formula also calculates a target local contribution amount, or local share, which is capped at 82.5% of the foundation budget amount. State Chapter 70 aid is the calculated difference between a District's foundation budget, and its required local contribution amount. The Massachusetts Department of Elementary and Secondary Education (DESE) administers the Chapter 70 formula. Before receiving any education aid, all districts are required to submit End-of-Year Pupil and Financial Reports to the Department. The data contained in these reports are used to demonstrate compliance with net school spending requirements. A district's failure to spend at least 95 percent of its net school-spending requirement will result in a reduction of Chapter 70 Aid in the following fiscal year. Other state aid for education consists of: school construction reimbursements, Charter School tuition and capital reimbursements, racial imbalance funding for the METCO program, and school lunch aid. All of these revenues are reflected on the official "Cherry Sheets" published by the State Department of Revenue.

Local revenues consist of property tax revenues and local receipts. Under Massachusetts General Law's Proposition 2-1/2, property taxes on the whole are restricted to increases of 2.5%, plus tax revenues derived from new growth (the annual "levy limit.") An additional taxing limitation is the "levy ceiling," which is capped at 2-1/2% of the Town's valuation. The FY 2008/09 Town of Needham levy limit is \$81,960,677, which is well below the levy ceiling of \$183,282,555. The residential tax rate is \$9.96 and the average single family tax bill is \$6,907. Local receipts consist of motor vehicle excise tax, other excise, penalties and interest, payment in lieu of tax, charges for service, licenses and permits, fees, fines and forfeitures, special assessments, investment income, other types of income.

The majority of voters in the Town may authorize an operating override, which is a permanent increase in a municipality's levy limit (but not the levy ceiling) in a municipal election. The override amount becomes part of the levy base, when setting the next year's levy limit. A majority vote of the Board of Selectmen is required to place an override on the ballot and a simply majority vote by voters is required for passage. In November 2008, Needham voters approved an operating override of \$1,887,929, to become effective on July 1, 2009 for the purposes of opening the Town's eighth school, the High Rock School. (Of this amount, \$1,057,272 was appropriated to the School Department, and \$830,657 to the Town, for High Rock-related expenses.)

Additionally, voters may authorize a *temporary* increase in a municipality's levy limit (and possibly the levy ceiling), when a municipality's voters elects to exclude the payment of a particular debt service from the constraints of Proposition 2 1/2. The debt service is then added to the levy limit for the life of the debt only. To place a debt exclusion question on the ballot requires a 2/3 vote of the entire Board of Selectmen. A simple majority vote by the voters is required for passage. Debt exclusion overrides are common funding sources for new/renovated facilities or large capital projects.

School Expenditure Categories:

School Department expenses are grouped by Needham-specific functional area categories: Administration, Transportation, Other General Services, K-12 Regular Instruction, Guidance & Psychology, Health Services, K-12 SPED Services, SPED Tuitions, Other Student Services, Technology & Media, Physical Education & Health, Fine & Performing Arts, World Languages. Within these general categories, cost centers are defined.

Expenses also are grouped by Department of Elementary and Secondary Education reporting categories, including: Administration (1000), Instructional Leadership (2000), Classroom and Specialist Teachers (2300), Other Teaching Services (2330), Professional Development (2350), Instructional Materials (2410), Equipment and Technology (2420, 2450), Guidance and Testing (2700), Psychological Services (2800), Pupil Services (3000), Operations and Maintenance (4000), Employee Benefits and Insurance (5000), Other expenses (6000), Asset Acquisition (7000), Debt (8000) and Payments to Out of District Schools (9000.) These reporting categories are aligned to the annual End-of-Year Pupil and Financial Reports, which is used demonstrate compliance with net school spending requirements under the Chapter 70 Education Reform laws.

Expenditures further are broken into the following expenditure types, recognized by Needham Town Meeting: salaries (010), purchase of service (020), expense (030) and capital (200.)

Finally, the chart of accounts confirms to Uniform Municipal Accounting System (UMAS) guidelines, which provides fund and object code designations.

The Town of Needham and School Department share a General Ledger and common chart of accounts. The chart of accounts reflects the Town's organizational structure (NPS Department), DESE reporting categories (DOE Program, DOE Building, DOE Subject, DOE Grade, DOE Object), Town Meeting expenditure categories (Activity, Category), UMAS guidelines (Fund, Object) and Department of Revenue "Schedule A" reporting classifications. The account code structure is defined below:

FUND	NPS Department	DOE Pgm	DOE Bldg	DOE Function	DOE Subj	DOE Gr	Activity	Sub Act	SubCat	Cat	Object	Schedule A	DOE Obj
0 0 0 1	- 3 2 2 0	- 0 0 5	- 2 2	- 2 4 1 0	- 0 9 0	- 9 9	- 5 2	- 0	- 0	- 0 3	- 5 5 1 7	- 3 0 0	- 0 5

Readers Guide to the Budget: Cost Center Summary Sheet

FY10 School Committee Budget Request
Needham Public Schools
 Director of Financial Operations 3040

Fiscal Year: 2010

	FY07 ACTUAL	FY08 ACTUAL	FY09 TM BUDGET	FY10 TL REQUEST	FY10 APPROVED	\$ CHG	% CH
Salaries	246,104	260,084	277,672	297,654	272,654	-5,018	-1.81%
Purchase of	29,384	18,895	11,096	11,096	11,096		
Services	6,632	16,842	3,988	3,988	3,988		
Expense							
Capital							
TOTAL	282,121	295,821	292,756	312,738	287,738	-5,018	-1.71%

The data table displays prior year (FY07 & FY08) actual, current year (FY09) budget, and next fiscal year (FY10) requested and approved budget amounts.

Cost Center description, including major functions.

Budget Overview:

The Financial Operations office provides financial management for the School Department, including the development and oversight of school financial policy and budgets, forecasting, reporting, procurement, accounting and accounts payable/receivable. This department also oversees the following non-academic support functions: Pupil Transportation, Cafeteria Services, Production Center/Mail Room Services and General Services/Supplies.

Cost Center FTE detail.

FY09 (Current Year) Department Staffing:

This office is staffed by the Director of Financial Operations (1.0 FTE), a full-time Assistant (1.0 FTE), an Accounting Supervisor (1.0 FTE), and two full-time Accounts Payable/Receivable clerks (one of whom is funded 80% by grants, or 1.2 FTE.)

FTE	FY08 Actuals	FY09 Budget	FY10 TL Request	FY10 TL Reconn.	FY10 /FY09 Inc/Dec
Operating					
Admin	1.00	1.00	1.00	0.79	-0.21
Teachers	0.00	0.00	0.00	0.00	0.00
Aides	0.00	0.00	0.00	0.00	0.00
Clerical	3.20	3.20	3.20	3.20	0.00
Total	4.20	4.20	4.20	3.99	-0.21

Critical issues that will affect the operations of this Cost Center in FY10, or which drive FY10 budget requests are noted. Managers also were asked to explain how their FY10 request addressed the issues they identified.

Critical Issues:

The operating budget of the Financial Operations Office, which includes the accounting unit, is underfunded, following an FY01 reallocation of expenses to other Central Office administrators.

Critical Issues Addressed:

Prior year budget requests have sought to partially restore the loss in operational funding, however, given the current economic climate, this request is deferred to FY11.

Readers Guide to the Budget: Cost Center Summary Sheet

Description of how the operations of this Cost Center, including FY10 budget requests, relate to the District's Goals and Objectives.

Goals and Objectives:

The operations of this department support District Goal 4.1, related to planning and budgeting, and District Goal 4.3, related to providing modern and efficient systems to manage school operations and support student learning.

The funding recommendation for this cost center is summarized. Amounts tie to the data chart above, and additional funding requests described below.

Funding Recommendation

The FY10 budget recommendation for this department is \$287,738, which represents a \$-5,018 (-2%) change over FY09. The \$287,738 request includes a baseline budget of \$312,738, which increases \$19,982 over the prior year to meet contractual salary obligations, plus \$-25,000 in recommended additional funding requests. The recommended additional funding requests are detailed below:

Additional funding request, including description, and amounts requested and recommended for funding.

Additional Funds Request - Administration Cost Offset - Food Services [Base] [5M2177]

Amount Recomm	Original Request	Request Description & Funding Recommendation
-\$25,000		The Superintendent recommends offsetting \$25,000 of the Director of Financial Operations salary with food services funds. The Director supervises the Food Services Director, and provides direction on operating, financial and policy issues to the Food Services program.

Original Request
Amount

School Committee
Approved
Funding Amount

Readers Guide to the Budget: Cost Center Line-Item Detail

Line Item Account
with Description



Prior Year Actual Expenditures (FY07,
FY08), Current Year Budget (FY09), and
Next Fiscal Year Approved (FY10)



FY10 SCHOOL COMMITTEE OPERATING BUDGET *Needham Public Schools*

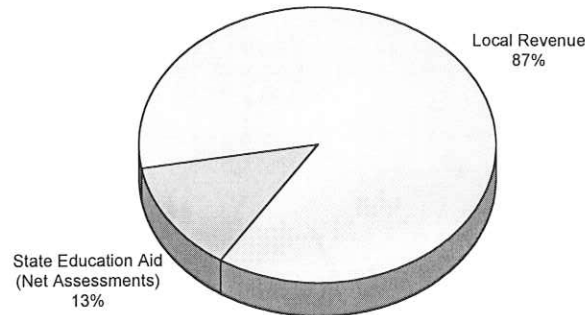
FISCAL YEAR: 2010

ACCOUNTING	ACCOUNT DESCRIPTION	FY07 ACTUALS	FY08 ACTUALS	FY09 TM BUDGET	FY10 APPROVED	\$ CHG	% CH
D001-3010-040-99-1110-099-99-520-020-5380-300-04	School Committee - Unassigned - Other Purchased Services	0	150	0	0	0	0.00%
D001-3010-040-99-1110-099-99-520-030-5720-300-06	School Committee - Unassigned - Out-of-State Travel/Conferences	660	942	1,000	1,000	0	0.00%
D001-3010-040-99-1110-099-99-520-030-5730-300-06	School Committee - Unassigned - Dues and Memberships	6,621	6,630	7,000	7,000	0	0.00%
D001-3010-040-99-1110-099-99-520-030-5780-300-06	School Committee - Unassigned - All Other Expenses	6,211	4,833	4,750	4,750	0	0.00%
D001-3010-040-99-1210-099-99-520-010-5110-300-01	School Committee - Unassigned - Salaries	0	0	0	0	0	0.00%
D001-3010-040-99-1210-099-99-520-010-5110-300-02	School Committee - Unassigned - Salaries	0	0	0	0	0	0.00%
D001-3010-040-99-1210-099-99-520-010-5146-300-01	School Committee - Unassigned - Longevity	0	0	0	0	0	0.00%
D001-3010-040-99-1210-099-99-520-010-5146-300-02	School Committee - Unassigned - Longevity	0	0	0	0	0	0.00%
D001-3010-040-99-1210-099-99-520-010-5174-300-01	School Committee - Unassigned - Fringe on Behalf of Employee - Retirement	0	0	0	0	0	0.00%
D001-3010-040-99-1210-099-99-520-030-5420-300-05	School Committee - Unassigned - Office Supplies	0	0	0	0	0	0.00%
D001-3010-040-99-1430-099-99-520-020-5300-300-04	School Committee - Unassigned - Professional and Technical	191,246	81,969	162,150	147,821	-14,329	-8.84%
D001-3010-040-99-1435-099-99-520-020-5300-300-04	School Committee - Unassigned - Professional and Technical	23,591	23,600	0	0	0	0.00%
	TOTALS FOR: 3010	228,329	118,124	174,900	160,571	-14,329	-8.19%
D001-3020-040-99-1210-099-99-520-010-5110-300-01	Superintendent - Unassigned - Salaries	138,096	141,037	155,400	169,236	13,836	8.90%
D001-3020-040-99-1210-099-99-520-010-5110-300-02	Superintendent - Unassigned - Salaries	70,013	72,644	73,498	77,487	3,989	5.43%
D001-3020-040-99-1210-099-99-520-010-5146-300-01	Superintendent - Unassigned - Longevity	0	0	0	0	0	0.00%
D001-3020-040-99-1210-099-99-520-010-5146-300-02	Superintendent - Unassigned - Longevity	1,500	2,015	1,500	1,500	0	0.00%
D001-3020-040-99-1210-099-99-520-010-5174-300-01	Superintendent - Unassigned - Fringe on Behalf of Employee - Retirement	1,244	10	5,000	12,500	7,500	150.00%
D001-3020-040-99-1210-099-99-520-020-5380-300-04	Superintendent - Unassigned - Other Purchased Services	2,500	0	0	0	0	0.00%
D001-3020-040-99-1210-099-99-520-030-5420-300-05	Superintendent - Unassigned - Office Supplies	448	380	441	441	0	0.00%
D001-3020-040-99-1210-099-99-520-030-5710-300-06	Superintendent - Unassigned - In-State Travel	936	436	400	400	0	0.00%
D001-3020-040-99-1210-099-99-520-030-5720-300-06	Superintendent - Unassigned - Out-of-State Travel/Conferences	760	660	600	600	0	0.00%
D001-3020-040-99-1210-099-99-520-030-5730-300-06	Superintendent - Unassigned - Dues and Memberships	1,407	1,054	1,000	1,000	0	0.00%
D001-3020-040-99-1210-099-99-520-030-5780-300-06	Superintendent - Unassigned - All Other Expenses	0	0	0	0	0	0.00%
D001-3020-040-99-5100-099-99-520-010-5174-300-99	Superintendent - Unassigned - Fringe on Behalf of Employee - Retirement	5,768	5,000	0	0	0	0.00%
	TOTALS FOR: 3020	222,671	223,234	237,839	263,164	25,325	10.65%
D001-3030-040-99-1220-099-99-520-010-5110-300-01	Director of Personnel - Unassigned - Salaries	114,866	117,981	121,448	130,548	9,100	7.49%
D001-3030-040-99-1220-099-99-520-010-5110-300-02	Director of Personnel - Unassigned - Salaries	73,197	100,275	76,148	87,322	11,174	14.67%
D001-3030-040-99-1220-099-99-520-010-5130-300-02	Director of Personnel - Unassigned - Additional Gross, Overtime	0	86	0	0	0	0.00%
D001-3030-040-99-1220-099-99-520-010-5146-300-01	Director of Personnel - Unassigned - Longevity	0	0	0	0	0	0.00%
D001-3030-040-99-1220-099-99-520-010-5146-300-02	Director of Personnel - Unassigned - Longevity	1,600	1,654	1,200	1,350	150	12.50%

This page is intentionally blank.

School Operating Budget Revenue & Expenditure Summary

FY10 School Operating Budget Revenue
\$45,382,885



Revenue Summary:

School Revenue	FY07 Actual	FY08 Actual	FY09 Adopted	FY10 Request (4)	FY10 Approved (5)	\$ Inc/(Dec) Over FY09	% Inc/(Dec)	% Total FY10
Other Town Revenue	33,718,267	35,722,671	36,574,354	40,825,214	39,448,681	2,874,327	7.9%	86.9%
Trans. Chapter 71	-	-	-	-	-	-	0.0%	0.0%
School Choice	-	-	(4,500)	(4,500)	-	4,500	-100.0%	0.0%
Charter School (1)	(7,959)	(34,147)	(40,599)	(40,599)	(48,856)	(8,257)	20.3%	-0.1%
Special Education (2)	(18,770)	(12,873)	(12,617)	(12,617)	(13,409)	(792)	6.3%	0.0%
Educ. Chapter 70 (3)	4,366,273	5,124,207	6,118,846	6,547,165	5,996,469	(122,377)	-2.0%	13.2%
Totals	38,057,811	40,799,858	42,635,484	45,382,885	45,382,885	2,747,401	6.4%	100.0%

(1) Charter School Tuition Reimbursements, Net Sending Tuition Assessment. Source: Department of Revenue Cherry Sheets

(2) Tuition Assessment to Mass Hospital School.

(3) Chapter 70 Excludes School Construction Chapter 645; Chapter 511; METCO & School Lunch Reimbursement. Excludes Circuit Breaker

(4) Based on August 12, 2008 Town ProForma growth assumption of 7% Chapter 70 Cherry Sheet Education Aid; level fund other state aid amounts

(5) Final Approved State Budget, June 30, 2009

Budgeted revenues for School Department operations are shown above. These revenues consist of state Cherry Sheet disbursements for education and other local revenue. The budgeted Cherry Sheet and ARRA stimulus revenues are based on the final approved state budget for FY 2009/10. The Local revenues represent the difference between the state aid amount and the total appropriated school operating budget, or \$39,448,681. The local amount includes the additional operational funds for High Rock School, or \$1,057,272, which was approved by voters in November 2008. (An additional \$830,657 was appropriated to the Town, as part of the same override, for High Rock-related expenses.) Although the above charts attributes all Chapter 70 and education-related aid to the School Department, the Town considers Chapter 70 funds to be a General Fund receipt, which are apportioned with other local funds to both school and Town operations during the budget process.

Although the school budget is accounted for within the Town's overall general revenue fund, and therefore shares the Town's revenue stream with other departments, the revenues specifically earmarked for education are described in greater detail below.

State revenues for school operations consist primarily of Chapter 70 Education Funds, which are authorized by the Education Reform Act of 1993. Chapter 70 is the Commonwealth's program for ensuring "adequate and equitable K-12 education funding" across the state. It determines the minimum spending level needed to

provide an ‘adequate education’ in each District (otherwise known as the “foundation budget.”) The Chapter 70 Program uses a complex funding formula to determine how much of the foundation budget must be funded from local property taxes in each District, or the “required local contribution” amount. The required local contribution is based on a community’s property values and residents’ incomes. Chapter 70 state aid pays for the difference between the required local contribution and the foundation budget amount. The foundation budget is adjusted each year to reflect changes in a district’s enrollment, student demographics (grade levels; low income status; ELL proficiency); inflation and geographical differences in wage levels.

In FY07, the state implemented a program to cap the required local contribution at 82.5% of foundation (and corresponding state share at 17.5%.) The “target local contribution” amount establishes an ideal for how much each locality should contribute toward its foundation budget, based on a municipality’s wealth. Since Needham’s required local contribution exceeded the foundation budget, it has received additional state aid over the past three years to lower its required local contribution toward the target amount. In FY09, Needham’s Chapter 70 state aid amount, \$6,118,846, represented 14.6% of Needham’s calculated Foundation budget. In June of 2009, the Governor reduced each District’s fourth quarter distribution of Chapter 70 state aid by an amount equal to 10.52% of the District’s full Chapter 70 allotment, or \$643,484 (resulting in a reduced FY09 Chapter 70 distribution to Needham of \$5,475,362.) To compensate, districts received a like amount of American Recovery and Reinvestment Act (ARRA) federal stimulus funds that exactly offset the revenue deficit created by the Chapter 70 aid reductions.

The FY10 foundation budget for Needham is \$43,829,318, of which the required local share totals \$36,829,428 (or 84.03%.) Due to budget constraints, however, the state is not able to fully-fund its calculated share of \$6,999,890. Rather, each district’s Chapter 70 aid amount was reduced by 2% - in Needham, the Chapter 70 state aid allocation was cut \$6,118,846 to \$5,996,469. The Governor allocated additional ARRA stabilization funds totaling \$1,003,421 to make up the difference. These stimulus funds, in combination with the state aid, raise the state’s share to 15.97% of the target state contribution amount.

The FY10 Chapter 70 calculation for Needham is presented in the chart below:

Massachusetts Department of Elementary and Secondary Education
FY10 Chapter 70 Summary

Aid Calculation		Comparison to FY09	FY09	FY10	\$ Change	% Change
FY09 State Aid	6,118,846	Foundation Enrollment	4,872	4,936	64	1.31%
		Foundation Budget	42,028,556	43,829,318	1,800,762	4.28%
FY10 Chapter 70 Aid (after 2% Reduction)	5,996,469	Required Local Contribution	35,909,710	36,829,428	919,718	2.56%
		Chapter 70 Aid	5,475,362	5,996,469	521,107	9.52%
Federal SFSF Grant to Reach Foundation		Required Net School Spending (NSS)	41,385,072	42,825,897	1,440,825	3.48%
Foundation Budget FY10	43,829,318	SFSF Grant	643,484	1,003,421	359,937	55.94%
Required Local Contribution FY10	36,829,428	Chapter 70 Plus Stabilization Aid	6,118,846	6,999,890	881,044	14.40%
Grant to Reach Foundation	1,003,421	Target Aid Share	17.50%	17.50%		
		Ch70 & SFSF as % of Foundation	14.56%	15.97%		
		Required NSS Plus SFSF	42,028,556	43,829,318	1,800,762	4.28%
		Required NSS & SFSF as % of Foundation	100.00%	100.00%		

Although the federal stimulus funds were allocated as part of the Chapter 70 funding formula for FY10, they are of limited duration only, and likely not to repeat in FY11. As such, they will be used to supplement, and not supplant, the state and local resources appropriated for school operations above, for such purposes as offsetting some of the required school budget reductions for FY10 and easing burden of painful budget decisions that are sure to come in FY11.

Other state aid for education, which may be applied to the operating budget, consists of charter school reimbursements, which reimburse districts for the tuition they pay to Commonwealth charter schools. These payments are offset by assessments for school choice sending tuition (tuition charges to districts for pupils who attend another school district under school choice), charter school sending tuition (tuition charges to districts for students attending charter schools) and a special education assessment, which partially reimburses the state for providing special needs education to children enrolled in state hospital schools. The FY10 state budget reflects a \$8,257 net decrease in charter school assessments, and a \$792 decrease in the special education assessment. The following additional categories of state aid are restricted to specific uses: school lunch receipts (received by the school food services special revenue fund) and Massachusetts School Building Authority construction payments (which offset debt service expenditures found in the Town-side budget.)

The majority of school revenues come from local taxpayers. Local revenues consist of property tax revenues and local receipts. Under Massachusetts General Law’s Proposition 2-1/2, property taxes on the whole are restricted to increases of 2.5%, plus tax revenues derived from new growth (the annual “levy limit.”) An additional taxing limitation is the “levy ceiling,” which is capped at 2-1/2% of the Town’s valuation. The FY 2008/09 Town of Needham levy limit is \$81,960,677, which is well below the levy ceiling of \$183,282,555. The residential tax rate is \$9.96 and the average single-family tax bill is \$6,907. Local receipts consist of motor vehicle excise tax, other excise, penalties and interest, payment in lieu of tax, charges for service, licenses and permits, fees, fines and forfeitures, special assessments, investment income, and other types of income.

In November, 2008, the taxpayers approved a \$1,887,929 operational override of the Proposition 2-1/2 levy limit for expenses related to the opening of the High Rock Sixth Grade Center for almost 420 sixth-graders in September, 2009. About half of these funds, or \$1,057,272, are included in the school’s operating budget request, and will be used to hire 17.6 new staff members to provide instructional services at the new facility. The remainder, \$830,657 is allocated the Town’s budget, to offset costs associated with heating, cleaning and maintaining the facility, as well as the benefit expenses associated with the new school personnel. A summary of expenditures funded by the operating override is presented below:

Summary of Expenses - High Rock Operating Override (November 2008)

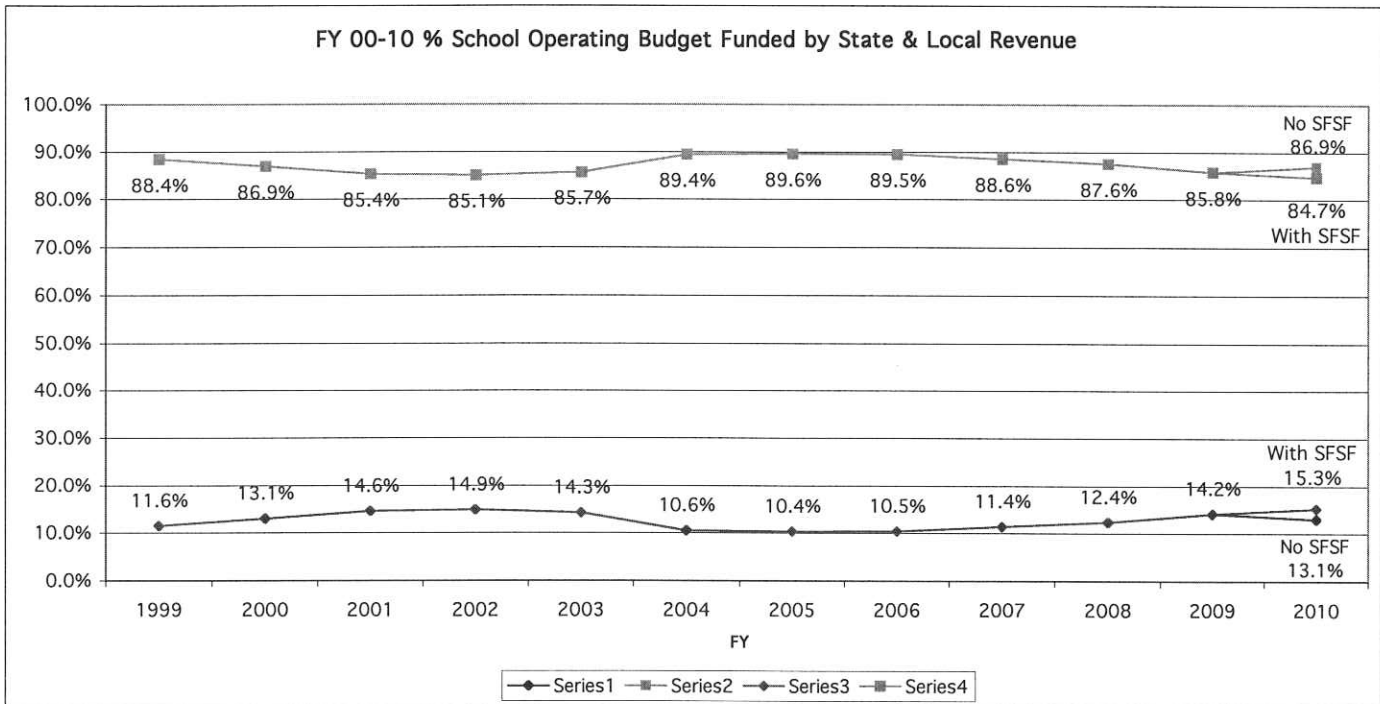
<i>School Operating</i>	
4.0 Classroom Teachers	\$220,000
5.0 Teacher Specialists	\$275,000 (Art, Music, Languages, PE, Media, Technology)
2.0 Curriculum/ Literacy Support	\$155,717 (Curriculum Coordination, Literacy)
1.6 Student Support Services	\$106,540 (Nurse, Guidance, Cocurricular Stipends)
3.0 Special Education Personnel	\$141,014
1.0 Administration	\$48,950 (Clerical & Leadership)
1.0 Computer Technician	\$53,332
- Operating Supplies	<u>\$56,719</u>
17.6	\$1,057,272
 <i>Municipal Operating</i>	
4.0 Custodians & Grounds Workers	\$190,080
- School Crossing Guards	\$42,900
- Utilities	\$312,882 (Electric & Gas)
- Other Building Expenses	\$83,805 (Custodial Supplies, Maintenance, Telecommunications)
- School-Related Benefit Expenses	<u>\$200,990</u>
4.0	\$830,657
 21.6 Grand Total Operating Override	 \$1,887,929

Federal revenue is received primarily in the form of special revenue grant funds.

Trends in School Budget Revenue:

Trend: Predominately Local Funding for Education, Despite Recent Gains in State Aid:

Needham taxpayers fund the majority of the School Department's operating budget. In FY10, 86.9% of the school budget will be funded by local taxpayers, while 13.1% will be funded by the state (excluding stimulus funds.) Gains have been made over the past several years however, due to changes in the Chapter 70 funding formula, which have provided more funding to communities like Needham, where enrollments are growing, or where local funds comprise more than 82.5% of the foundation budget. (The foundation budget is the level of funding the state says is needed to 'adequately' fund public education; it is not necessarily the same amount as the school operating budget allocation.) The revised formula caps the local share at 82.5% of the foundation budget amount, and promises a 'phase in' of additional state over a five year period to reach this target amount. In FY06, Needham funded 97.3% of its Foundation Budget requirement.) Needham received additional funding of \$527,325 in FY07 toward this funding amount (representing 20% of the variance between the required and target local shares), an extra \$757,934 in FY08 (33%) and \$994,639 in FY09 (representing the regular foundation aid calculation, which exceeded the 33% planned phase in amount of \$736,161.) The FY10 aid allocation of \$5,996,469 represents a 2% reduction from the FY09 state aid amount of \$6,118,846, due to state budget constraints. To offset this reduction, and continue the 'phase-in' program for FY10 by an additional 15% of the difference between the required and target local contribution amounts, the Governor has allocated \$1,003,421 in federal stabilization funds to supplement the Chapter 70 allocation and increase the aid share to 15.97% for FY10.

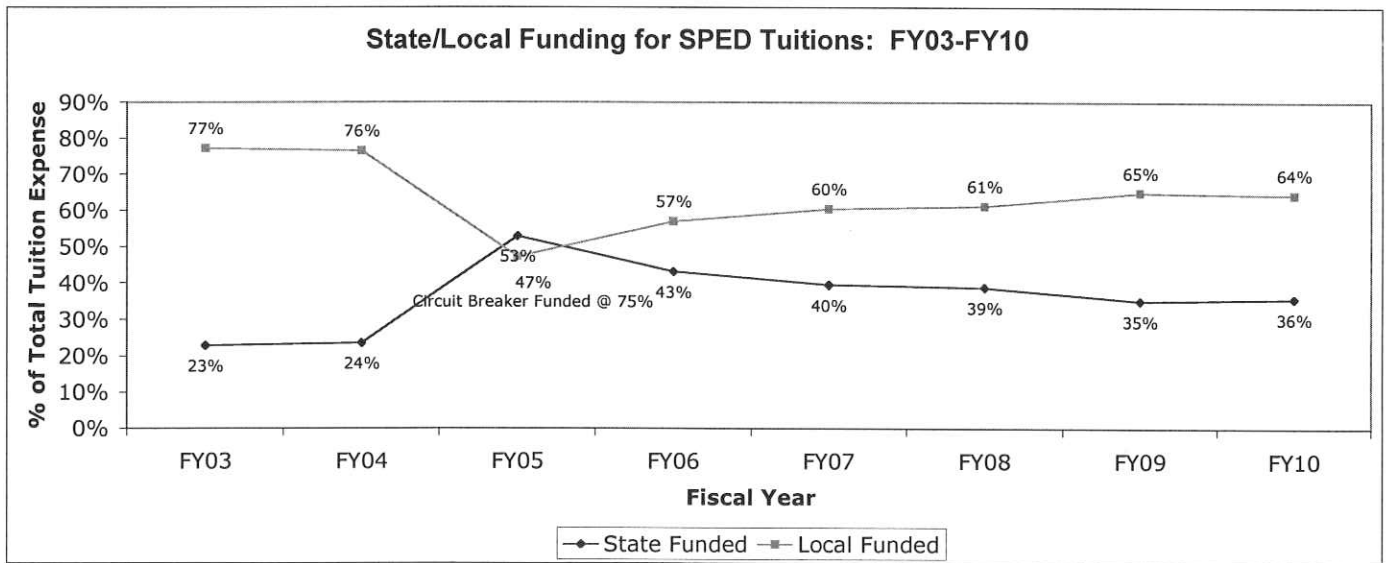


Trend: Support for Special Education Costs:

Additionally, the state has continued its commitment to provide funding for special education costs, which can vary dramatically, particularly when students move in and out of the District, or when their needs change. In FY09, for instance, the average cost of a day placement is \$47,980 per student; the average residential placement is \$159,620 per student.

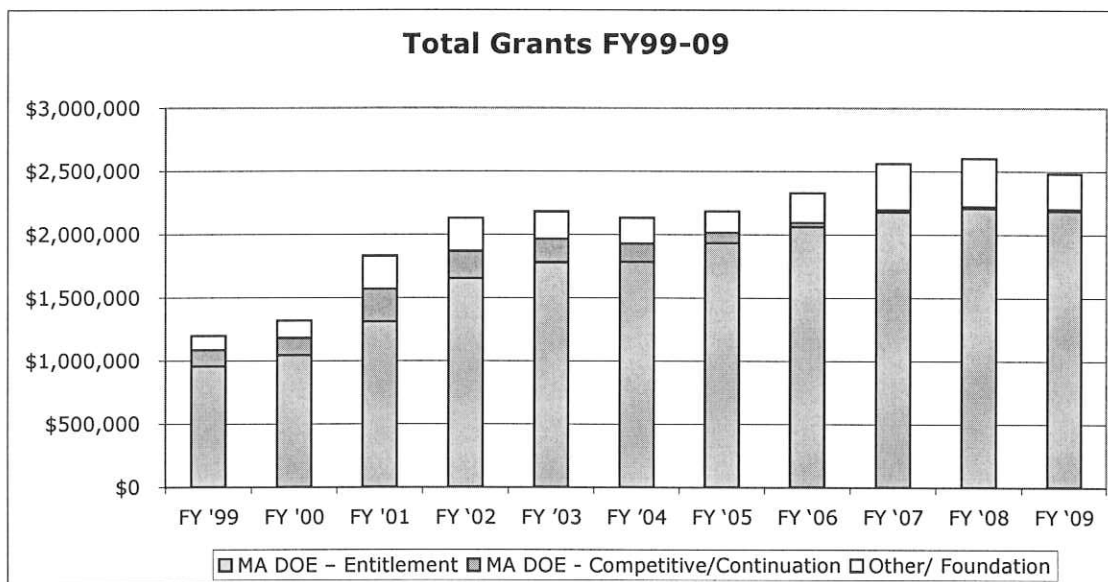
Additionally, local taxpayers fund the majority of special education costs, although the state has worked diligently to improve its contribution in this area. Special education costs can vary dramatically, particularly when students move in and out of the district, or their needs change. Before FY05, only the cost of residential placements were split 50/50 with the State. The “Circuit Breaker” Program, implemented in FY04, changed the way that special education costs are shared. Under the Circuit Breaker, school districts are reimbursed for a percentage of the costs for *any* special education student whose program costs the district more than \$37,327 (four times the state foundation per pupil cost.) The formula voted by the State Legislature calls for districts to receive 75% of their costs exceeding the four-times-the-foundation-budget threshold. However, because Circuit Breaker reimbursements are subject to appropriation, the actual percentage of reimbursement has varied. In FY04, the State reimbursed districts at 35%; in FY05, FY06, FY07 and FY08, the program was fully-funded at 75%. In FY09, 75% state funding was budgeted, but only 72% was received. The FY10 budget assumed a 72% reimbursement, which is likely to be reduced to approximately 40% (a reduction which will be offset by federal stabilization funds in FY10.)

As evident from the chart below, the school operating budget is projected to fund about 64% of tuition expense in FY10, with an additional 36% paid by state circuit breaker funds and federal stabilization funds. Since FY05, the local share has increased slightly, from 47% to 64%, and the state share has dropped slightly, from 53% to 36%.



Trend: Grants Funding & Fee-Based Programs:

Whenever possible, the School System seeks to enhance its programs and services through outside funding. The amount of external grant funding has risen substantially over time, although the makeup of those dollars has changed. During FY09, grant funding (excluding Circuit Breaker and federal Stimulus funds) totaled \$2,484,017, a decrease of \$117,613 (4.5%) from the prior year. Over the past ten years, grant funding has increased by \$1.3 million, primarily due to increases in Federal entitlement grants for special education and other student services, and private foundation grants. Competitive grants have dropped significantly, from a high of \$254,165 in FY01 to \$12,100 in FY09. Entitlement grants increased \$875,531 over the same period and foundation grants grew by \$22,287. Two factors make it very difficult to maintain grant revenues: shrinking competitive funds at both the state and federal levels, and a focus on low-performing communities in response to the No Child Left Behind federal education act. In many grant categories, high-performing districts like Needham simply are not eligible for funds.

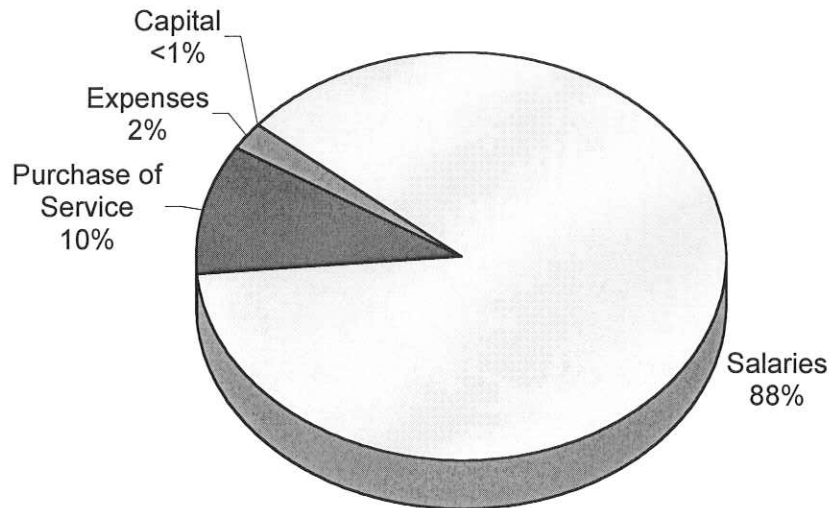


Fees continue to play a major role in funding critical school programs. As operating budgets have been squeezed, parents have been asked to provide more support for extra-curricular programs or non-mandated services, such as transportation, athletics, and after school programs. In FY09, the School Department collected approximately \$5.1 million in fee revenues from 42 different programs. Some of the largest fee based programs are itemized below:

Program	FY09 Revenues	FY09 Fee
School Food Services	\$1,825,726	\$2.00/meal ES \$2.25/meal MS & HS
Kindergarten After School Program (KASE)	\$973,343	\$4,000/year (5-Days)
Transportation	\$474,726	\$370/rider; \$750 Family Cap
Athletics	\$416,398	\$285/athlete; \$150 Hockey Surcharge; \$1,140 Family Cap
Fee-Based Arts Instruction	\$212,135	\$85/student group lessons \$704/32 weeks private lessons (+ \$30 registration fee)
Adult Education	\$229,907	Fee based on program offerings
Preschool	\$176,721	\$3,900/year (4-Days)

School Operating Budget Expenditure Summary

FY10 School Operating Budget Expenditures by Line Item \$45,382,885



Expenditure Summary:

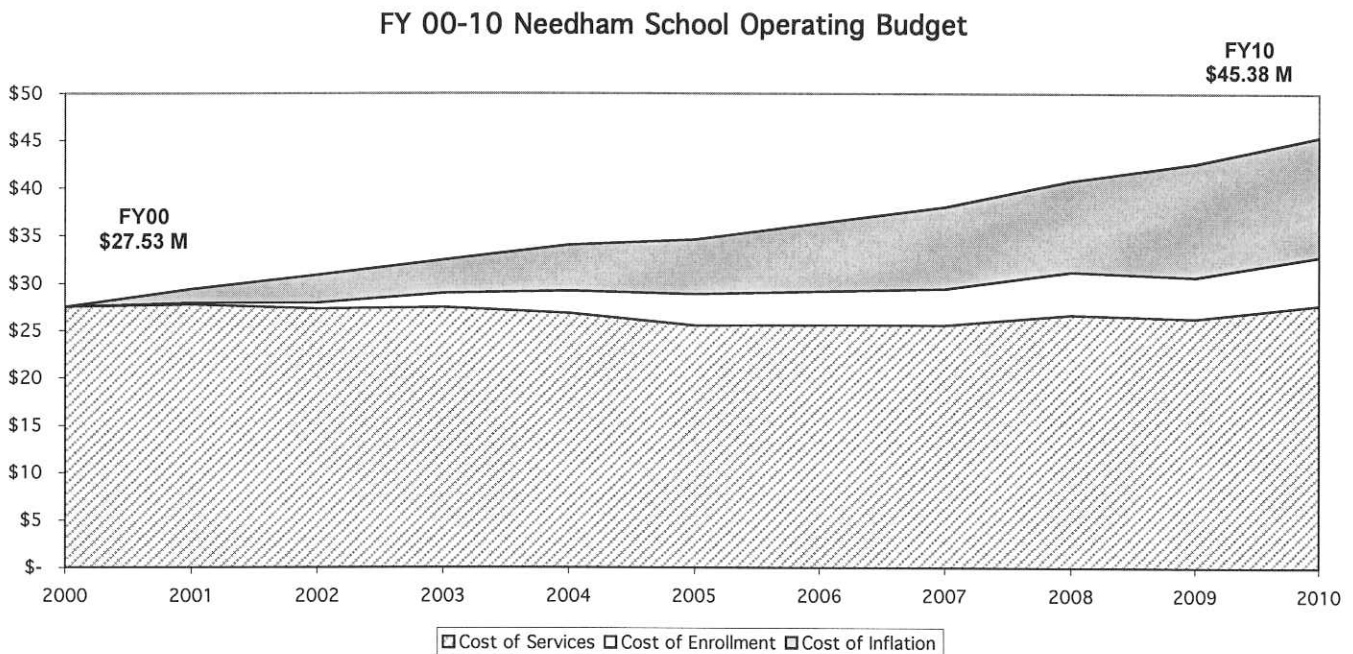
Expenditure Line Item	FY07 Actuals	FY08 Actuals	FY09 Adopted*	FY10 Request	FY10 Approved	\$ Inc/(Dec) Over FY09	% Inc/(Dec)	% FY10 TL
Salaries	33,049,102	34,964,371	36,917,858	41,281,338	39,742,384	2,824,526	7.65%	87.57%
Purchase of Service	3,591,419	4,774,477	4,589,404	4,703,524	4,581,420	(7,984)	-0.17%	10.10%
Expenses	1,211,264	1,060,988	1,128,226	1,329,801	1,059,081	(69,145)	-6.13%	2.33%
Capital Outlay	42,732	-	-	-	-	-	0.00%	0.00%
Totals	37,894,511	40,799,834	42,635,484	47,314,663	45,382,885	2,747,401	6.44%	100%

The School Committee's FY10 budget totals \$45,382,885. This budget represents a 3.96% increase in existing services, plus a 2.48% budgeted increase for the High Rock Center. Salaries account for about 88% of the total budget request, while purchase of service and expense accounts total 10% and 2%, respectively. Salary expenses increase by \$2.8 million (7.7%), generally reflecting the impact of contractual salary obligations and the additional staff members for High Rock School. New positions added to meet special education and enrollment requirements, were more than offset by reductions to other teaching staff and support positions, required to balance the budget. Contractual and expense accounts decrease by \$7,984 and \$69,145, respectively, representing reductions required to balance the budget. There are no budgeted capital expenses for FY10.

Trends in School Budget Expenditures:

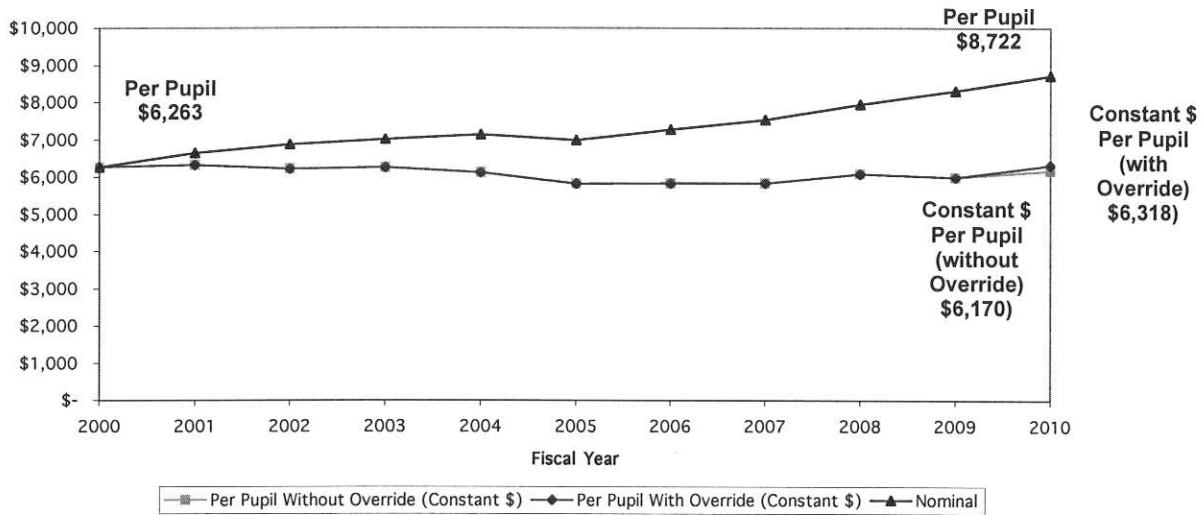
Trend: Real Spending Steady over Time - Budget Increases Due Largely to Impact of Inflation and Enrollment Growth

Real spending on education has been relatively steady over time; budget increases have been due largely to the impact of inflation and enrollment growth. Since FY 2000, the school operating budget has grown from \$27.53 million to \$45.38 million in FY10, an increase of \$17.85 million (64.8%). Nearly all of this increase is attributed to the combined impact of inflation and growth, rather than new programs and services. Since FY00, inflation has increased by 38.1%, and enrollments have increased by 18.4%. The chart below illustrates the portion of operating budget increases since FY00, which are due to inflation and growth.



Looking more closely at per pupil expenditures, the amount of real spending per pupil from the school operating budget has remained relatively flat over the past ten years. As evident from the chart on the next page, in FY00, budgeted operating expenditures per pupil (excluding grants, revolving and Town indirect costs) equaled \$6,263. By FY10, the inflation adjusted per pupil expenditure amount had increased slightly to \$6,318, reflecting the additional operating expenses of opening High Rock School. (Without the override for High Rock, the FY10 constant dollar amount would have dropped slightly to \$6,170.)

FY 00-10 Needham Operating Expenditures Per Pupil



Trend: Comparative Per Pupil Expenditures Comparable, But Lagging Behind

Comparing ourselves to other communities, we look at the Massachusetts Department of Education per pupil formula, which also includes grants, revolving funds and education expenses included in other Town budgets. Needham's per pupil cost in the past has exceeded both the state average, and the average of the 20 communities with whom we typically compare ourselves. (See At a Glance on the back page for the list of communities.) However, Needham now trails the average of the 20 communities. Since FY00, per pupil expenditures have been growing faster across the state and in these other communities, than in Needham. In the 20 comparable communities, per pupil expenditures have grown by 61.9% since FY00, and by 67.7% state wide, compared to 47.4% in Needham.

Community	FY00 (1)	FY 01 (1)	FY 02 (2)	FY 03 (2)	FY 04 (2)	FY 05 (3)	FY 06 (3)	FY 06 (3)	FY 07 (3)	FY 08 (3)
Concord	\$9,614	\$10,275	\$9,640	\$10,157	\$10,567	\$13,037	\$14,411	\$14,411	\$15,514	\$17,486
Weston	\$10,190	\$11,018	\$10,909	\$11,404	\$12,077	\$14,414	\$16,073	\$16,073	\$16,467	\$17,017
Newton	\$9,471	\$10,116	\$10,140	\$11,140	\$11,431	\$13,533	\$13,822	\$13,822	\$14,524	\$15,498
Brookline	\$9,831	\$10,550	\$10,268	\$10,578	\$11,107	\$13,836	\$14,929	\$14,929	\$15,098	\$15,431
Dover	\$9,171	\$9,942	\$8,603	\$9,856	\$10,253	\$12,786	\$15,559	\$15,559	\$14,615	\$15,084
Framingham	\$8,795	\$8,986	\$8,945	\$9,699	\$10,518	\$13,681	\$13,621	\$13,621	\$14,169	\$14,621
Wellesley	\$8,746	\$9,298	\$9,244	\$9,589	\$9,802	\$11,243	\$11,494	\$11,494	\$12,776	\$13,916
Dedham	\$8,226	\$8,783	\$8,524	\$8,761	\$9,488	\$11,637	\$12,594	\$12,594	\$13,393	\$13,893
Westwood	\$9,076	\$8,839	\$8,976	\$9,564	\$9,747	\$11,592	\$11,885	\$11,885	\$12,436	\$13,305
Sherborn	\$9,172	\$9,936	\$8,195	\$9,211	\$8,992	\$10,061	\$15,559	\$15,559	\$12,250	\$12,700
Needham	\$8,516	\$8,847	\$8,434	\$8,721	\$9,004	\$10,788	\$11,291	\$11,291	\$12,070	\$12,552
State	\$7,450	\$7,874	\$8,005	\$8,273	\$8,591	\$10,626	\$11,211	\$11,211	\$11,865	\$12,497
Hopkinton	\$6,256	\$6,724	\$7,031	\$8,254	\$8,176	\$9,497	\$10,544	\$10,544	\$11,114	\$11,365
Walpole	\$6,574	\$6,940	\$7,641	\$7,230	\$7,603	\$9,437	\$10,277	\$10,277	\$10,470	\$11,232
Holliston	\$6,524	\$7,081	\$7,437	\$8,055	\$7,938	\$9,524	\$10,193	\$10,193	\$10,856	\$11,217
Winchester	\$7,937	\$8,390	\$7,937	\$8,278	\$8,646	\$9,884	\$10,139	\$10,139	\$10,886	\$10,865
Medfield	\$5,905	\$6,046	\$6,114	\$6,517	\$6,761	\$8,082	\$8,597	\$8,597	\$9,472	\$9,967
Lexington	\$8,773	\$9,568	\$9,482	\$9,686	\$8,797	\$11,929	\$12,600	\$12,600	\$12,768	N/A
Natick	\$8,266	\$8,364	\$8,088	\$9,319	\$8,637	\$10,290	\$11,092	\$11,092	\$11,829	N/A
Norwood	\$7,682	\$7,598	\$7,246	\$7,894	\$8,004	\$10,648	\$11,028	\$11,028	\$12,052	N/A
Wayland	\$8,132	\$8,743	\$8,711	\$10,042	\$9,944	\$11,599	\$12,317	\$12,317	\$13,214	N/A
Average of 20	FY00	FY01	FY02	FY03	FY04	FY05	FY06	FY06	FY07	FY08
Needham	\$8,343	\$8,802	\$8,578	\$9,198	\$9,375	\$11,375	\$12,401	\$12,401	\$12,799	\$13,509
State Average	\$7,450	\$7,874	\$8,005	\$8,273	\$8,591	\$10,626	\$11,211	\$11,211	\$11,865	\$12,497

Trend: Contracts and Mandates Competing with Enrollment Needs and Program Improvements:

Inflation and enrollments are only part of the expenditure story, however. Increasingly, contracts and mandates are competing with enrollment needs and program improvements, forcing the School Committee to make difficult choices to balance the budget. Over the past five years, these choices have included cutting other areas of the budget in order to fund contractual/mandated expenses or hire new teachers, and seeking additional funding from taxpayers in the form of override budget requests.

The chart below identifies how new school revenues have been allocated during the budget process, and quantifies the offsetting reductions, which have been made to balance the budget. A major challenge for the School Committee is to sustain the educational programs of the School Department, given growing school-age populations and increasing mandates, in an environment of limited resources and competing demands.

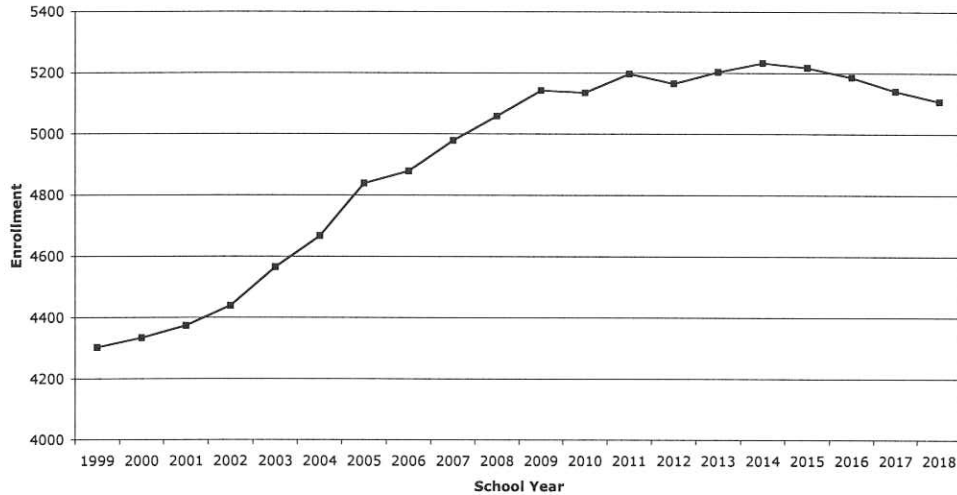
BALANCED SCHOOL BUDGET NEW REVENUE	FY 2003	FY 2004 (1)	FY 2005	FY 2006	FY 2007 (2)	FY 2008	FY 2009 (3)	FY 2010
New School Revenues	1,579,253	-	562,365	1,749,868	1,451,773	1,744,377	1,851,858	2,747,401
Contracts and Mandates	1,395,254	1,655,566	892,724	1,509,206	2,458,728	2,085,959	2,268,864	2,124,086
Enrollment Increases/ Program Enhancements	184,000	202,863	298,282	489,640	555,932	656,010	276,265	243,999
New School Opening	-	-	-	-	-	-	-	1,057,272
Reductions to Existing Budget	-	(1,858,429)	(628,641)	(248,979)	(1,562,886)	(997,592)	(693,271)	(677,956)
Total	1,579,254	-	562,365	1,749,867	1,451,774	1,744,377	1,851,858	2,747,401
Override (School & Town expenses)	-	2,009,318	-	-	-	1,128,670	-	1,887,929
Override FTE's	-	33.06	-	-	-	18.80	-	27.10

- (1) FY03 budget excludes subsequent \$14,798 + \$83,362 Town Meeting adjustment
 (2) FY07 budget excludes subsequent \$232,900 appropriated at Town Meeting.
 (3) FY09 budget excludes \$16,232 Special Town Meeting adjustment.

These trends represent both opportunities and challenges for the future, as evident in the operating budget forecast for FY10-14, presented on page Financial-14.

Trends in School Enrollment

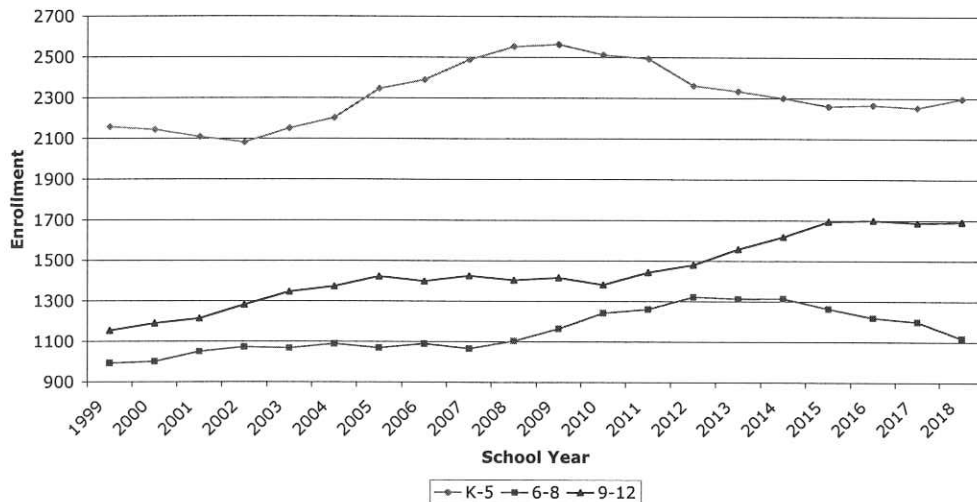
Needham Public Schools Enrollment
(Excluding Preschool & Out of District)
1998/99 - 2017/18



Trend: Historical Enrollment Increases Expected to Slow: Growth Projected to Shift from Elementary to Secondary Levels

Enrollment in Needham has grown steadily over the past ten years, averaging approximately 1.7% per year, or a total of 840 pupils (19.5%) since FY98/99. Going forward, enrollment growth is expected to flatten out, driven primarily by slowing or declining enrollments at the elementary level. Most of the enrollment growth going forward is projected to occur at the secondary level. However, new development, which expands the affordable housing stock, may accelerate the rate of enrollment growth beyond this estimate. Summary enrollment data is presented below, for historical and projected school years. Detail tables by school and grade for both the current school year (October 1, 2007) and the projected budget year (September, 2008) are presented on subsequent pages.


Needham Public Schools Enrollment
(Excluding Preschool & Out of District)
1998/99 - 2017/18



Budgeted (Preliminary Projected) Enrollment 09-10

ELEMENTARY ENROLLMENT (by grade and school)

Grade	Broadmeadow	Eliot	Hillside	Mitchell	Newman	Total	# cls	Av Cl sz	FTE
k	22	21	22	20	18				
k	22	21	22	20	18				
k	23	22	22	20	18				
k	23			20	18				
k					19	391	19	20.58	9.5
1	21	19	21	21	20				
1	19	20	22	21	17				
1	19	21	21	19	21				
1	20			19	19				
1					20	398	20	19.90	20
2	20	23	21	20	21				
2	19	23	22	20	20				
2	19	23	21	21	20				
2	20			21	21				
2	19				21	415	20	20.75	20
3	23	21	21	19	20				
3	21	20	21	17	21				
3	22	18	21	19	21				
3	22	18	22	19	21	469	23	20.39	23
3	22				21				
3					19				
4	21	19	18	21	19				
4	19	18	19	21	21				
4	21	19	18	21	21				
4	21			21	19				
4	21				20	418	21	19.90	21
5	23	21	21	21	24				
5	23	22	20	20	24				
5	22	20	21	21	23				
5	23			19	22	437	20	21.85	20
5	23				24				
Total Students	593	389	396	481	669	2528	123	20.55	113.50
Total Sections/FTE	26	17.5	17.5	22	30.5	113.5			
TOTALS FOR NEEDHAM SCHOOL SYSTEM									
	Pre-K	K	1	2	3	4	5	6	7
Preschool	70								
Broadmeadow		90	79	97	110	103	114		
Eliot		64	60	69	77	56	63		
Hillside		66	64	64	85	55	62		
Mitchell		80	80	82	74	84	81		
Newman		91	115	103	123	120	117		
Pollard								417	404
High School								349	378
Out of District								330	376
TOTAL	70	391	398	415	469	418	437	417	404
								349	378
								330	376
								61	61
								330	376
								61	61
								5264	5264



Needham Public Schools

A school and community partnership that creates excited learners, inspires excellence, fosters integrity.

September 11, 2008

To: Needham School Committee
From: Anne Gulati, Director of Financial Operations; Michael Greis, Chairman. School Committee; Marianne Cooley, School Committee
Re: FY 2009/10 – 2013/14 Five-Year Financial Forecast

Introduction

The Needham Public Schools is faced with opportunities and challenges. As we pursue our goals for improving student learning over the next five years, we do so in an environment of limited resources and competing demands. A major challenge of the School Committee will be to sustain the educational programs of the School Department, given growing school-age populations and increasing mandates. Difficult operational decisions also must be made at the same time that additional funds are required to repair aging facilities, to purchase increasingly expensive fuel, and replace our technology stock.

Sustainability requires planning, informed decision-making and communication. Toward these ends, the School Department has developed this five-year financial forecast to better understand the ‘big picture’ challenges we face and to inform decision-making during the budget process. This forecast complements the Pro Forma budget developed by the Town Manager, by projecting school expenses based on current data and identified needs, rather than historical trends. It is not a substitute for the budgeting process, but rather a planning document and tool for conducting scenario analysis. Although revenues and expenditures from the November operating override are included in this model, the impact of the override is removed from this discussion to focus on year-over-year comparisons.

The five-year forecast is presented on the following pages, and includes a discussion of both underlying assumptions and implications for future work. The School Committee welcomes the opportunity to discuss this report, and the opportunities and challenges for sustainable growth with Town Meeting members, the Board of Selectmen and the Finance Committee.

FY 2009/10 – 2013/14 Expenditure Projection

	2008	2009	2010	2011	2012	2013	2014	AVG ANN INC
SALARIES								
BASE SALARY COST (CURRENT FTE'S)	35,554,411	36,917,852	38,616,658	40,431,283	42,288,806	44,290,977	46,328,385	
ENROLLMENT GROWTH (CUMULATIVE COST)	0	0	334,222	1,037,404	1,526,646	1,782,539	2,068,202	
SUBTOTAL SALARIES	35,554,411	36,917,852	38,950,880	41,468,687	43,815,452	46,073,516	48,396,587	
% INC/(DEC) PRIOR YEAR		3.8%	5.5%	6.5%	5.7%	5.2%	5.0%	5.6%
SUPPLIES & SERVICES								
SPED TUITION & PROF SERVICES	2,566,854	2,963,819	3,162,118	3,433,148	3,727,077	4,046,505	4,346,986	
TRANSPORTATION	1,014,293	1,035,757	1,070,231	1,106,304	1,178,980	1,230,424	1,300,620	
OTHER	1,664,294	1,734,282	1,751,003	1,751,864	1,763,307	1,760,171	1,770,198	
SUBTOTAL SUPPLIES & SERVICES	5,245,441	5,733,858	5,983,351	6,291,315	6,669,364	7,037,101	7,417,804	
% INC/(DEC) PRIOR YEAR		4.2%	4.4%	5.1%	6.0%	5.5%	5.4%	5.3%
GRAND TOTAL WITHOUT OVERRIDE	40,799,852	42,651,710	44,934,231	47,760,002	50,484,816	53,110,617	55,814,391	
\$ INC/(DEC) FROM PRIOR YEAR		1,851,858	2,282,521	2,825,771	2,724,813	2,625,801	2,703,774	
% INC/(DEC) FROM PRIOR YEAR		4.5%	5.4%	6.3%	5.7%	5.2%	5.1%	5.5%
GRAND TOTAL FTE WITHOUT OVERRIDE	593.39	607.60	613.50	625.62	635.96	642.32	647.30	
INC/(DEC) FROM PRIOR YEAR		14.21	5.90	12.13	10.34	6.36	4.98	
HIGH ROCK OVERRIDE								
SALARY EXPENSE	-	-	1,000,553	1,000,553	1,000,553	1,000,553	1,000,553	
SUPPLIES & SERVICES	-	-	56,719	56,719	56,719	56,719	56,719	
SUBTOTAL OVERRIDE (CUMULATIVE)	-	-	1,057,272	1,057,272	1,057,272	1,057,272	1,057,272	
OVERRIDE FTE	-	-	17.6	17.6	17.6	17.6	17.6	
GRAND TOTAL \$ WITH OVERRIDE	40,799,852	42,651,710	45,991,503	48,817,274	51,542,088	54,167,889	56,871,663	
\$ INC/(DEC) FROM PRIOR YEAR		1,851,858	3,339,793	2,825,771	2,724,813	2,625,801	2,703,774	
% INC/(DEC) FROM PRIOR YEAR		4.5%	7.8%	6.1%	5.6%	5.1%	5.0%	5.9%
PROJECTED SCHOOL REV @ TOWN EST.								
	40,799,852	42,651,710	45,142,726	46,473,693	48,052,186	49,746,921	51,506,359	-
		1,851,858	2,491,016	1,330,967	1,578,493	1,694,735	1,759,438	
		4.5%	5.8%	2.9%	3.4%	3.5%	3.5%	3.4%
SURPLUS/(DEFICIT) INCREMENTAL GAP	-	-	(848,777)	(2,343,581)	(3,489,901)	(4,420,967)	(5,365,303)	(1,073,061)
			(848,777)	(1,494,804)	(1,146,320)	(931,066)	(944,336)	
PROJECTED SCHOOL REV @ 4.5%								
	40,799,852	42,651,710	45,628,309	47,681,583	49,827,254	52,069,480	54,412,607	
		1,851,858	2,976,599	2,053,274	2,145,671	2,242,226	2,343,127	
		4.5%	7.0%	4.5%	4.5%	4.5%	4.5%	4.5%
SURPLUS/(DEFICIT) INCREMENTAL GAP	-	-	(363,194)	(1,135,692)	(1,714,834)	(2,098,408)	(2,459,056)	(491,811)
			(363,194)	(772,497)	(579,142)	(383,575)	(360,647)	

FY 2009/10 – 2013/14 Projected Staff Growth


Positions	Base 09/10	Override 09/10	Total 09/10	10/11	11/12	12/13	13/14	Cumulative Total
<u>Classroom Teachers</u>								
Broadmeadow	(1.00)	-	(1.00)	(1.00)	(1.50)	(2.00)	(0.50)	(6.00)
Eliot	0.50	-	0.50	0.50	-	(2.00)	-	(1.00)
Hillside	(1.00)	-	(1.00)	0.50	0.50	-	1.00	1.00
Mitchell	1.00	-	1.00	-	-	(0.50)	(0.50)	-
Newman	(0.50)	-	(0.50)	-	(2.00)	(1.00)	(1.00)	(4.50)
High Rock/ Pollard	-	4.00	4.00	2.00	2.00	2.00	-	10.00
High School	3.37	-	3.37	(1.11)	3.92	2.35	3.96	12.49
Subtotal Classroom Teachers	2.37	4.00	6.37	0.89	2.92	(1.15)	2.96	11.99
<u>Other Staff</u>								
Specialists	(1.12)	7.00	5.88	4.48	1.92	2.01	1.02	15.31
Technicians	-	1.00	1.00	1.00	-	1.00	-	3.00
Guidance	-	0.60	0.60	1.50	1.50	-	-	3.60
Nurse	-	1.00	1.00	-	-	0.50	-	1.50
SPED/Psych	4.50	1.50	6.00	1.30	1.00	1.00	1.00	10.30
SPED TA	1.00	1.00	2.00	-	3.00	3.00	-	8.00
OT/PT	-	-	-	0.50	-	-	-	0.50
Clerical	-	1.00	1.00	-	-	-	-	1.00
MS/HS SPED DIR	-	0.50	0.50	-	-	-	-	0.50
House Admin	(1.00)	-	(1.00)	-	-	-	-	(1.00)
Dept Head	-	-	-	-	-	-	-	-
Asst Prin (HS)	-	-	-	1.00	-	-	-	1.00
Principal	1.00	-	1.00	-	-	-	-	1.00
Other District	(0.85)	-	(0.85)	1.45	-	-	-	0.60
Grand Total	5.90	17.60	23.50	12.13	10.34	6.36	4.98	57.30
Annual \$ Cost	334,222	1,000,553.00	1,334,775.45	703,181	489,242	255,893	285,663	
Cumulative \$ Cost			1,334,775.45	2,037,957	2,527,199	2,783,092	3,068,755	

Assumptions


Enrollment Growth

Over the past ten years, enrollment has increased by 736 students, or 17.1% - the equivalent of two elementary schools - at an average of about 1.6% per year. Over the next ten years, enrollment growth is expected to flatten out, due to a projected decline at the elementary level. Enrollment at the secondary level is projected to continue to rise, however, based on Future School Needs Committee projections. New development, which expands the affordable housing stock, may accelerate the rate of enrollment growth beyond this estimate. Projections by school are presented in Appendix A.

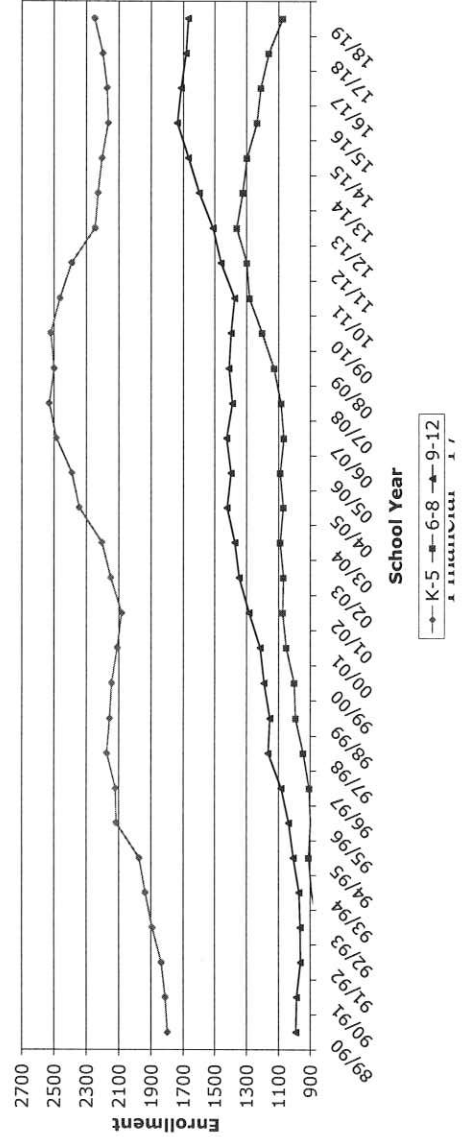
Needham Public Schools Enrollment 1989/1990-2008/09
(Excluding Out of District & Preschool Enrollment)



Needham Public Schools Enrollment 2008/09-2018/2019
(Excluding Out of District & Preschool Enrollment)



Needham Public Schools Enrollment (Excluding Preschool & Out of District)
1989/90 - 2018/19



Projected enrollments are based on Future School Needs Committee projections:

SCHOOL YEAR	2007/2008	PROJ -		08/09	09/10	10/11	11/12	12/13	13/14
GRADE	PROJECTED	ACTUAL	ACTUAL						
K	410	380	30	412	396	357	337	317	363
1	466	466	-	386	391	403	363	343	322
2	426	418	8	470	389	394	406	366	346
3	439	432	7	427	480	397	402	415	374
4	417	420	(3)	434	429	482	399	404	417
5	406	414	(8)	422	436	431	484	401	406
6	364	363	1	422	430	444	439	493	408
7	359	350	9	357	416	423	437	432	485
8	366	371	(5)	349	356	415	422	436	431
9	345	329	16	374	352	359	418	425	440
10	378	379	(1)	324	368	346	353	411	418
11	329	322	7	372	318	361	339	346	403
12	355	359	(4)	312	361	309	350	329	336
TOTAL	5,060	5,003	57	5,034	5,122	5,121	5,149	5,118	5,149
K UPLIFTED		412		447	430	387	366	344	394
K-5	2,564	2,530	34	2,524	2,521	2,464	2,391	2,246	2,228
6-8	1,089	1,084	5	1,128	1,202	1,282	1,298	1,361	1,324
9-12	1,407	1,389	18	1,382	1,399	1,375	1,460	1,511	1,597
	5,060	5,003	57	5,034	5,122	5,121	5,149	5,118	5,543

* REFLECTS JULY 1 TO JUNE 30 BIRTHS
Source: Future School Needs Committee, October 2007

Salary Expenses:

Salary costs represent the largest portion (86%) of the school operating budget, and include the ongoing cost of all current positions, plus the additional positions needed due to enrollment growth and service needs.

Base Salaries:

Base salaries represent the ongoing cost of all currently funded positions (607.6 FTE.), based on currently negotiated contracts and the following projected additional cost of living increases in FY11-14: 3%/yr for Unit A teachers, 3.2% for Unit B administrators and 2.5% for Principals and Central Administrators. Ten annual retirements are projected, at an annual savings of \$249,503, based on historical averages over the past five years. Additionally, 50 resignations per year are assumed, at a savings of \$236,229. (This resignation rate reflects an historical average of approximately 45 teachers per year, plus 5 additional staff members from other units.) Lane changes are based on FY08 actual experience, or \$119,164. Other compensation is projected to grow at the following rates:

	2010	2011	2012	2013	2014
Cocurricular Stipends & Coaches	2.875%	3.00%	3.00%	3.00%	3.00%
Occupational/ Physical Therapists	13.00%	13.00%	13.00%	13.00%	13.00%
Professional & Curriculum Development	0.00%	14.29%	0.00%	0.00%	12.50%
Substitutes	13.28%	13.28%	13.28%	13.28%	13.28%
Technology Support	4.70%	4.70%	4.70%	4.70%	4.70%
Unit C & Other Instructional Support	5.70%	5.70%	5.70%	5.70%	5.70%
Unit D + other clerical and admin support	4.70%	4.70%	4.70%	4.70%	4.70%

Based on Unit A
Based on historical average annual increases
Increase Curriculum Rate \$25 Every Three Years
To achieve \$125 (requested rate) + inflation in 5 Years.
Estimated.
Estimated.
Estimated.

Enrollment/ Staff Growth:

Elementary classroom teachers are projected based on anticipated enrollments and the following class size multipliers. The model predicts that the number of elementary classroom teachers will decrease by 10.5 FTE over the next five years, based on the projected decline in elementary enrollments. The number of elementary specialists is projected to decrease by 3.8 FTE.

Average Class Size	Minutes/FTE
K-2	21
3-5	23
6-8	23
9-12	21.7
ES Music	1200 Minutes/FTE
ES Art	1200 Minutes/FTE
ES Media	900 Minutes/FTE
ES PE	1200 Minutes/FTE

Specialists Time	Specialist Staffing
<i>Music:</i>	Based on 1200 min/ FTE
K	0
1-3	45
4-5	30
4-5 Chorus	45 per 75 students
<i>Art:</i>	
1-4	45
5	60
<i>Media:</i>	
K	25
1-2	25
3-5	35
<i>Physical Education:</i>	
K	30
1-2	60 2 x 30
3-5	45

Middle School teaching positions are expected to increase, however, as population growth shifts to the secondary level. Staffing requirements are based on the trimester cluster model. Each cluster is staffed by four teachers, at the aforementioned class sizes. Specialist staffing is based on the following schedule in Grade 6, where students attend four core courses daily, plus two elective blocks over a two-day cycle, each trimester. In Grades 7 and 8, there is an alternating 7/6 period day, where students attend four core courses daily, plus 3/2 elective blocks on alternating days. Each specialist is assumed to teach five classes/day, or ten classes per trimester, or 30 classes per year. Over the next five years, the number of middle school cluster teachers is projected to grow by 10 positions, four of which are included on the November 2008 override request. A total of 15.8 additional specialists also are projected, including five specialists and two curriculum coordinators, requested on the Override. The charts below depict the Middle School schedule in graphical format.

High Rock FY10 Proposed Specialist Teaching Staff

	T1			T2			T3		
Per 1	W	PA	W	W	PA	W	W	PA	
Per 2	H	WL	A	WL	WL	T	T	WL	
Core	C	C	C	C	C	C	C	C	
Core	C	C	C	C	C	C	C	C	
Core	C	C	C	C	C	C	C	C	
Core	C	C	C	C	C	C	C	C	

Pollard FY10 Proposed Teaching Staff, Grade 7 & 8

	T1			T2			T3		
Per 1	W	PA	W	W	PA	W	W	PA	
Per 2	H	WL	A	WL	WL	T	T	WL	
Per 3	TBD		TBD			TBD			
Core	C	C	C	C	C	C	C	C	
Core	C	C	C	C	C	C	C	C	
Core	C	C	C	C	C	C	C	C	
Core	C	C	C	C	C	C	C	C	

High School staffing is based on elective course offerings, and an assumed student-to-teacher ratio of 21.7 students per teacher. Based on these assumptions, the model projects the need for 12.5 additional teachers in English, Math, Social Studies and Science, and 3.3 High School specialists over the next five years.

Special education, guidance, psychology, occupational/physical therapy and nursing positions are based on anticipated student needs and staffing ratios. The model predicts the need for 9.5 additional SPED liaisons over the next five years to meet identified student needs at the Eliot Language Based Program (0.9 FTE), the Early Learning Center II program at Hillside (1.0 FTE), the Early Learning Center program at Newman (1.0 FTE), the Middle Schools (3.6 FTE), and the High School (3.0 FTE.) A 0.8 Psychologist is assumed in FY11 at Needham High School, and total of 8.0 additional teaching assistants are projected, throughout the District, including two undesignated positions in FY13. Based on caseload ratios, and the need to staff the new High Rock School, 3.6 FTE additional guidance positions are projected, including 0.6 FTE for Grade 6 in FY10, 1.5 FTE for the Pollard in FY11 and 1.5 FTE at the High School in FY12. A half-time Occupational/Physical Therapist is identified for FY 2010/11, 1.5 FTE additional nurses are projected at the Middle Schools to meet staffing standards, and the 0.5 FTE Middle School SPED Director is re-assigned to Administrative duties in FY10. Additionally, three computer technicians are requested to meet staffing standards for technicians, a clerical position is requested for the new Sixth Grade Center, 0.6 FTE additional ELL staff members are projected, and a new High School Assistant Principal position is identified in FY11 to meet the projected population increase at that school.

Non-Salary Costs:

The following assumptions are made:

- SPED tuitions are projected to increase by 7% per year, based on the replacement of FY09 budgeted students, aged through FY14. New tuitions are added at a rate commensurate with overall enrollment growth during the five years. The model assumes a 3.5% Occupational Services Division inflation factor, as well continued state funding for the Circuit Breaker reimbursement program at 75%.
- Transportation costs are assumed to grow by an average of approximately 4.7% per year, reflecting contractual increases for regular transportation through FY11, followed by an assumed 10% renegotiation contract increase in FY11, and 3% per year thereafter. SPED transportation costs reflect an annual 5% contractual cost increase through FY13, plus an estimated 7% in FY14 upon renegotiation.
- Occupational/Physical Therapy expenses are assumed to grow by 13% per year, based on the average annual rate of increase between FY04-FY08, which assumes a 2.5% COLA and additional service needs.
- All other expenses are projected to grow based on per pupil multipliers. These multipliers are derived from FY09 budgeted amounts in all categories of non-salary spending, except SPED tuitions, transportation and occupational/physical therapy.
 - o Instructional Expenses: \$142.93 elementary, \$182.85 middle, \$233.51 high and \$64.27 district.

o Non-instructional expenses (including instructional technology maintenance & supplies): \$103.59 district.

FY 2009/10 – 2013/14 Implications

The model projects that school operating 'needs' could exceed available revenue by approximately \$0.9 - \$1.5 million per year, if school revenues grow in a manner consistent with Town budget projections, or by approximately \$0.4 - \$0.8 million if revenues grow by an average of 4.5% per year.

PROJECTED SCHOOL REV @ TOWN EST.	40,799,852	42,651,710	45,142,726	46,473,693	48,052,186	49,746,921	51,506,359	-
		1,851,858 4.5%	2,491,016 5.8%	1,330,967 2.9%	1,576,493 3.4%	1,694,735 3.5%	1,759,438 3.5%	3.4%
SURPLUS/(DEFICIT) INCREMENTAL GAP	-	-	(848,777) (848,777)	(2,343,581) (1,494,804)	(3,489,901) (1,146,320)	(4,420,967) (931,066)	(5,365,303) (944,336)	(1,073,061)
PROJECTED SCHOOL REV @ 4.5%	40,799,852	42,651,710	45,628,309	47,681,583	49,827,254	52,069,480	54,412,607	
		1,851,858 4.5%	2,976,599 7.0%	2,053,274 4.5%	2,145,671 4.5%	2,242,226 4.5%	2,343,127 4.5%	4.5%
SURPLUS/(DEFICIT) INCREMENTAL GAP	-	-	(363,194) (363,194)	(1,135,692) (772,497)	(1,714,834) (579,142)	(2,098,408) (383,575)	(2,459,056) (360,647)	(491,811)

These projections are roughly consistent with Town Pro Forma expenditure estimates for FY10, but include the additional impact of special education/ enrollment growth.

Category	2009	SC 5 Year 2010*	SC \$(Dec) Over 2009	SC % Incl(Dec) Over 2009	Pro Forma 2010*	Pro Forma \$ Incl(Dec) Over 2009	Pro Forma % Incl(Dec) Over 2009	SC/Pro Forma Variance
Salaries	36,917,858	38,616,658	1,698,800	4.6%	38,579,162	1,661,304	4.5%	37,496
Enrollment Growth	-	334,222	334,222	0.9%	-	-	0.0%	334,222
All Salary Expense	36,917,858	38,950,880	2,033,022	5.5%	38,579,162	1,661,304	4.5%	371,719
SPED Tuition	2,545,784	2,689,738	143,954	5.7%	2,723,989	178,205	7.0%	(34,251)
Other Non-Personnel Expense	3,188,074	3,293,613	105,539	3.3%	3,293,918	105,844	3.3%	(305)
All Non-Personnel Expense	5,733,858	5,983,351	249,493	4.4%	6,017,907	284,049	5.0%	(34,556)
Total with Enrollment Growth (No Override)	42,651,716	44,934,231	2,282,515	5.4%	44,597,068	1,945,353	4.6%	337,163
Total Less Enrollment Growth (No Override) Variance as % FY09 Budget	42,651,716	44,600,009	1,948,293	4.6%	44,597,068	1,945,353	4.6%	2,940 0.01%

* Excludes impact of operating override.

These deficit projections assume that the School Department will need to alter the manner in which resources are used, or face continued ‘cuts’ in one part of its budget, to balance another. “Sustainable” budget strategies/operating policies are likely to focus on the:

- Cost effective delivery of direct education, through class size economies, multi-grade classrooms, and/or different educational models (e.g., K-6 schools or alternate configuration), where feasible.
- Sustainable salary growth through fair, yet affordable contract settlements.
- Conservation of energy and consumable resources.
- Technology smart growth (technology growth at an affordable rate of replacement, ‘maximum benefit’ applications.)
- Limited ability of fees/grants/budget savings to solve the structural budget imbalance.
- Most cost effective delivery of support services (including transportation, special needs and English Language Learner support.)
- Capacity building within the School Department to support operations and develop human resources.

The financial impact of raising class size at the elementary level and reducing compensation for staff members is assessed in the chart below. While not a definitive analysis, the model shows that increasing elementary class sizes to levels just below limits which trigger another aide or section under School Committee policy is likely to have a less significant impact on the overall budget gap, than is, say, a 1% reduction in employee compensation. Additionally, the model confirms that the budget gap will be considerably larger if elementary enrollments do not decline, as projected, over time.

	SC NEEDS 2014	INC ELEM CLASS SIZE (1) 2014	1% COLA REDUCTION (2) 2014	LEVEL ELEM ENROLL (3) 2014
SALARY EXPENSE SUPPLIES & SERVICES	49,397,140 7,474,523	48,823,843 7,474,523	47,262,777 7,474,523	50,043,010 7,539,908
TOTAL (WITH OVERRIDE)	56,871,663	56,298,366	54,737,300	57,582,918
PROJECTED SCHOOL REV @ TOWN EST.	51,506,359	51,506,359	51,506,359	51,506,359
CUMULATIVE SURPLUS/(DEFICIT) INCREMENTAL (ANNUAL) GAP	(5,365,303) (944,336)	(4,792,007) (887,169)	(3,230,941) (457,012)	(6,076,559) (1,085,053)
PROJECTED SCHOOL REV @ 4.5%	54,412,607	54,412,607	54,412,607	54,412,607
CUMULATIVE SURPLUS/(DEFICIT) INCREMENTAL (ANNUAL) GAP	(2,459,056) (360,647)	(1,885,759) (303,480)	(324,693) 126,677	(3,170,311) (501,364)

(1) This scenario allows elementary class sizes to rise from 21 to 23 (Grades K-1) and 23 to 26 (Grades 3-5.)

(2) This scenario shows the potential impact of a 1%, across-the-board annual reduction in the Cost of Living Adjustment for school staff members.

(3) This scenario shows the potential budgetary impact of level elementary enrollments (no decline.)

There are, however, no easy choices. All ‘strategies’ for balancing the budget must be weighed against the offsetting cost to children and teachers of diminished program and the competitive disadvantage of a wage reduction on our ability to attract and retain the School Departments most valuable resource - its personnel.

Appendix A

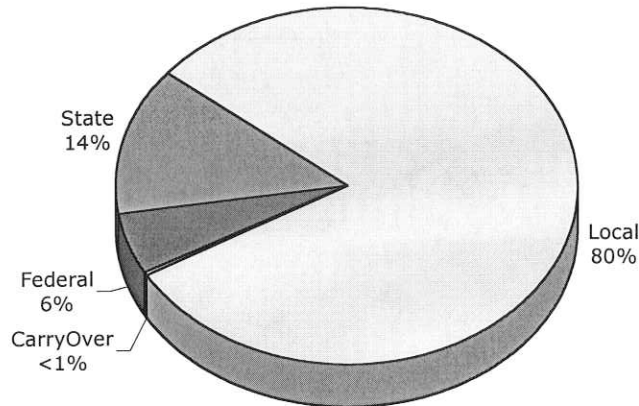
PROJECTED ENROLLMENT (EXCLUDING METCO)

	07/08	08/09	09/10	10/11	11/12	12/13	13/14
Broadmeadow	593	584	566	531	495	450	429
K	87	83	83	78	61	58	66
1	103	87	83	83	78	61	58
2	97	103	87	83	83	78	61
3	113	97	103	87	83	83	78
4	101	113	97	103	87	83	83
5	92	101	113	97	103	87	83
Eliot	391	384	386	391	385	353	342
K	64	62	63	62	54	47	53
1	79	64	62	63	62	54	47
2	60	79	64	62	63	62	54
3	58	60	79	64	62	63	62
4	61	58	60	79	64	62	63
5	69	61	58	60	79	64	62
Hillside	390	395	398	400	422	406	431
K	53	78	70	63	74	68	78
1	84	53	78	70	63	74	68
2	52	84	53	78	70	63	74
3	61	52	84	53	78	70	63
4	67	61	52	84	53	78	70
5	73	67	61	52	84	53	78
Mitchell	458	472	482	469	452	436	427
K	79	82	80	69	65	61	70
1	77	79	82	80	69	65	61
2	81	77	79	82	80	69	65
3	83	81	77	79	82	80	69
4	70	83	81	77	79	82	80
5	68	70	83	81	77	79	82
Newman	698	691	669	638	595	556	555
K	97	105	99	86	85	84	96
1	123	97	105	99	86	85	84
2	128	123	97	105	99	86	85
3	117	128	123	97	105	99	86
4	121	117	128	123	97	105	99
5	112	121	117	128	123	97	105
Pollard	1,084	1,128	772	838	859	868	916
6	363	422	-	-	-	-	-
7	350	357	416	423	437	432	485
8	371	349	356	415	422	436	431
High Rock	6	-	430	444	439	493	408
High School	1,389	1,382	1,399	1,375	1,460	1,511	1,597
9	329	374	352	359	418	425	440
10	379	324	368	346	353	411	418
11	322	372	318	361	339	346	403
12	359	312	361	309	350	329	336
District Total*:	5,003	5,036	5,104	5,087	5,108	5,073	5,105

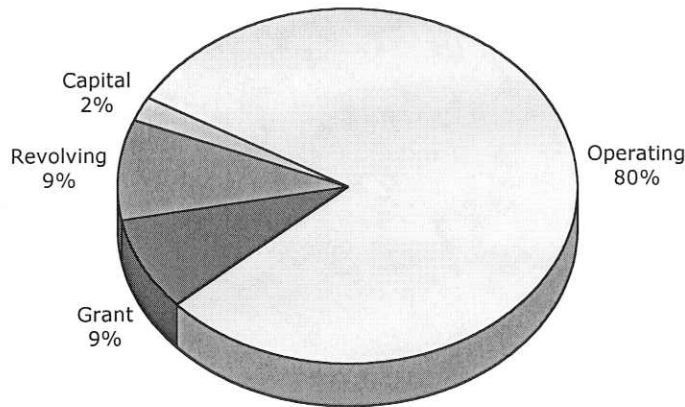
This page is intentionally blank.

FY10 Total School Revenues

FY10 Total School-Related
Revenues by Source
\$56,809,614



FY10 Total School-Related
Revenues by Source
\$56,809,614

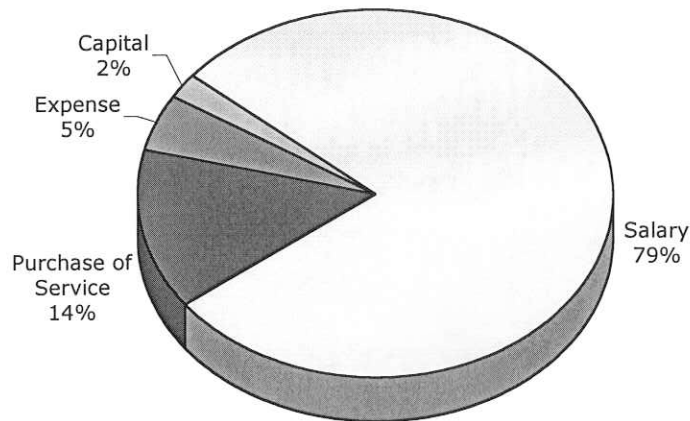


<u>Total School Revenues</u>	<u>FY07 Actual</u>	<u>FY08 Actual</u>	<u>FY09 Budget</u>	<u>FY09 Proj</u>	<u>FY10 Budget</u>	<u>\$ Inc/(Dec)</u>	<u>% Inc/(Dec)</u>	<u>% Total FY10</u>
CarryOver	10,070,616	22,393,842	240,290	27,794,063	124,977	(115,313)	-47.99%	0.22%
Federal	1,396,128	1,335,024	2,005,801	2,005,801	3,127,519	1,121,718	55.92%	5.51%
State	6,498,892	7,470,140	8,423,584	8,805,621	7,703,653	(719,931)	-8.55%	13.56%
Local	66,595,948	61,599,491	44,508,130	49,101,811	45,853,466	1,345,336	3.02%	80.71%
Total	84,561,584	92,798,497	55,177,805	87,707,297	56,809,614	1,631,810	2.96%	100.00%

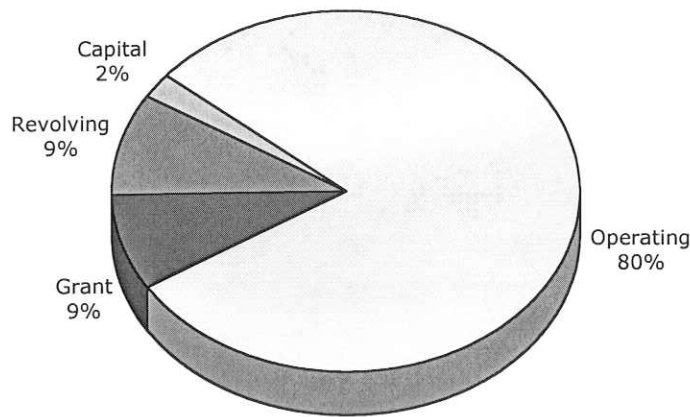
<u>Total School Revenues</u>	<u>FY07 Actual</u>	<u>FY08 Actual</u>	<u>FY09 Budget</u>	<u>FY09 Proj</u>	<u>FY10 Budget</u>	<u>\$ Inc/(Dec)</u>	<u>% Inc/(Dec)</u>	<u>% Total FY10</u>
Operating	38,057,811	40,799,858	42,635,484	47,314,663	45,382,885	2,747,401	6.44%	79.89%
Grant	3,658,024	3,815,255	4,429,852	4,352,860	4,951,062	521,209	11.77%	8.72%
Revolving	6,103,742	6,699,139	4,913,178	7,379,210	5,135,794	222,615	4.53%	9.04%
Capital	36,742,007	41,484,245	3,199,290	28,660,563	1,339,874	(1,859,416)	-58.12%	2.36%
Grand Total	84,561,584	92,798,497	55,177,805	87,707,297	56,809,614	1,631,810	2.96%	100.00%

FY10 Total School Expenditures

FY10 Total School-Related Expenditures by Line Item
\$56,809,614



FY10 Total School-Related Expenditures by Source
\$56,809,614



<u>Total School Expenditures</u>	<u>FY07 Actual</u>	<u>FY08 Actual</u>	<u>FY09 Budget</u>	<u>FY09 Proj</u>	<u>FY10 Budget</u>	<u>\$ Inc/(Dec)</u>	<u>% Inc/(Dec)</u>	<u>% Total FY10</u>
Salary	36,772,509	38,877,106	41,024,583	41,083,539	44,732,991	3,708,408	9.04%	78.74%
Purchase of Service	6,597,934	7,676,966	8,383,696	8,305,710	7,993,053	(390,643)	-4.66%	14.07%
Expense	2,371,099	2,310,521	2,545,240	2,804,683	2,743,696	198,455	7.80%	4.83%
Capital	16,048,336	15,921,588	3,224,290	20,361,155	1,339,874	(1,884,416)	-58.44%	2.36%
Total	61,789,877	64,786,181	55,177,809	72,555,088	56,809,614	1,631,805	2.96%	100.00%

<u>Total School Expenditures</u>	<u>FY07 Actual</u>	<u>FY08 Actual</u>	<u>FY09 Budget</u>	<u>FY09 Proj</u>	<u>FY10 Budget</u>	<u>\$ Inc/(Dec)</u>	<u>% Inc/(Dec)</u>	<u>% Total FY10</u>
Operating	37,894,517	40,799,836	42,635,488	42,635,488	45,382,884	2,747,396	6.44%	79.89%
Grant	3,658,024	3,815,255	4,429,852	4,352,860	4,951,062	521,209	11.77%	8.72%
Revolving	4,231,733	4,308,274	4,913,178	5,230,584	5,135,794	222,615	4.53%	9.04%
Capital	16,005,604	15,862,815	3,199,290	20,336,155	1,339,874	(1,859,416)	-58.12%	2.36%
Grand Total	61,789,877	64,786,181	55,177,809	72,555,088	56,809,614	1,631,805	2.96%	100.00%

FY10 Budgeted Fund Balance – All School Funds *

Appropriated Funds Highlighted

FY10 Budgeted Fund Balance By Expenditure Line Item	General Fund 0001	Special Revenue Revolving 2303	Special Revenue Revolving 2350	Special Revenue Revolving 2351	Special Revenue Revolving 2550	Special Revenue Revolving 2551	Special Revenue Revolving 2553	Special Revenue Federal Grant 2003	Special Revenue State Grant 2004	Special Revenue Local Grant 2552	Capital Budget Various	All Fund Total
Beginning Fund Balance	-	416,320	1,013,051	12,827	623,898	71,566	9,212	-	-	-	-	2,146,875
Revenues												
Local Revenue	39,448,681	471,942	2,041,479	436,975	1,834,320	201,286	24,815	-	1,769,449	54,094	1,339,874	45,853,466
State Revenue	5,934,204	-	-	-	-	-	-	-	-	-	-	7,703,653
Federal Revenue	-	-	-	-	-	-	-	3,127,519	-	-	-	3,127,519
Subtotal Revenue	45,382,885	471,942	2,041,479	436,975	1,834,320	201,286	24,815	3,127,519	1,769,449	54,094	1,339,874	56,684,637
Expenditures												
Salary	39,742,384	79,665	1,485,881	95,797	845,745	157,914	3,080	1,689,093	585,442	47,990	-	44,732,991
Purchase of Service	4,581,420	385,860	356,295	267,165	74,000	27,774	15,541	1,165,684	1,119,189	125	-	7,993,053
Expense	1,059,081	1,193	241,923	73,149	1,015,200	6,619	2,993	272,742	64,818	5,979	-	2,743,696
Capital Infrastructure	-	-	-	-	-	-	-	-	-	-	1,339,874	1,339,874
Subtotal Expenditures	45,382,885	466,718	2,084,099	436,111	1,934,945	192,307	21,613	3,127,519	1,769,449	54,094	1,339,874	56,809,614
Ending Fund Balance	-	421,544	970,431	13,691	523,273	80,545	12,414	-	-	-	-	2,021,898
Net Change in Fund Balance	-	5,224	(42,620)	864	(100,625)	8,979	3,202	-	-	-	-	(124,977)

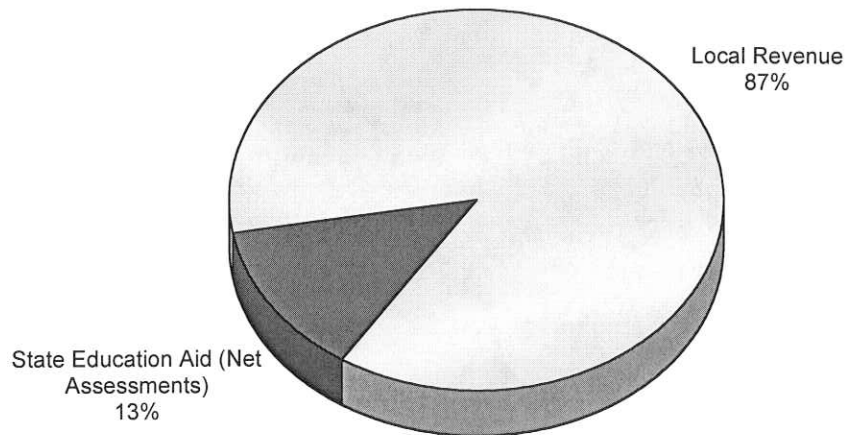
Appropriated Funds Highlighted

FY10 Budgeted Fund Balance By Expenditure Functional Area	General Fund 0001	Special Revenue Revolving 2303	Special Revenue Revolving 2350	Special Revenue Revolving 2351	Special Revenue Revolving 2550	Special Revenue Revolving 2551	Special Revenue Revolving 2553	Special Revenue Federal Grant 2003	Special Revenue State Grant 2004	Special Revenue Local Grant 2552	Capital Budget Various	All Fund Total
Beginning Fund Balance	-	416,320	1,013,051	12,827	623,898	71,566	9,212	-	-	-	-	2,146,875
Revenues												
Local Revenue	39,448,681	471,942	2,041,479	436,975	1,834,320	201,286	24,815	-	1,769,449	54,094	1,339,874	45,853,466
State Revenue	5,934,204	-	-	-	-	-	-	-	-	-	-	7,703,653
Federal Revenue	-	-	-	-	-	-	-	3,127,519	-	-	-	3,127,519
Subtotal Revenue	45,382,885	471,942	2,041,479	436,975	1,834,320	201,286	24,815	3,127,519	1,769,449	54,094	1,339,874	56,684,637
Expenditures												
General Administration	1,421,008	-	-	-	-	-	-	-	-	-	-	1,421,008
Transportation	1,080,550	466,718	-	-	-	-	-	-	-	-	-	1,547,268
Other General Services	2,954,778	-	-	-	-	-	-	-	-	-	-	2,954,778
PreK-12 Regular Instruction	19,428,351	15,670	1,614,795	436,111	1,934,945	-	21,613	82,448	809,541	20,207	-	23,408,471
Guidance & Psychology	2,310,097	-	-	-	-	-	-	1,119,673	-	-	-	2,330,304
Health Services	655,700	-	-	-	-	-	-	-	121,360	-	-	777,060
K-12 Special Education Instruction	10,490,324	117,010	-	-	-	192,307	-	1,911,311	838,548	-	-	13,357,193
Other Student Services	42,893	-	-	-	-	-	-	-	-	-	-	42,893
Technology & Media	2,059,587	3,800	-	-	-	-	-	2,278	-	-	-	2,065,665
Physical Education & Health	1,390,670	-	-	-	-	-	-	11,809	-	33,887	-	1,436,366
Fine & Performing Arts	1,955,219	288,335	-	-	-	-	-	-	-	-	-	2,243,554
World Language	1,593,708	2,016	-	-	-	-	-	-	-	-	-	1,595,724
Facility Maintenance / Repair	-	42,474	-	-	-	-	-	-	-	-	-	42,474
Capital Infrastructure	-	-	-	-	-	-	-	-	-	-	1,339,874	1,339,874
Subtotal Expenditures	45,382,885	466,718	2,084,099	436,111	1,934,945	192,307	21,613	3,127,519	1,769,449	54,094	1,339,874	56,809,614
Ending Fund Balance	-	421,544	970,431	13,691	523,273	80,545	12,414	-	-	-	-	2,021,898
Net Change in Fund Balance	-	5,224	(42,620)	864	(100,625)	8,979	3,202	-	-	-	-	(124,977)
% Change in Fund Balance	0%	1%	-2%	0%	-5%	5%	15%	0%	0%	0%	0%	0%

* Excludes donations and miscellaneous local grants, trust and agency accounts. Fund balance change of 15% for fund 2553 reflects lower than anticipated enrollment in professional development courses.

FY10 Total School Operating Budget Revenue by Source

FY10 School Operating Budget Revenues by Source
\$45,382,885



School Revenue	FY07 Actual	FY08 Actual	FY09 Adopted	FY10 Request (4)	FY10 Approved (5)	\$ Inc/(Dec) Over FY09	% Inc/(Dec)	% Total FY10
Other Town Revenue	33,718,267	35,722,671	36,574,354	40,825,214	39,448,681	2,874,327	7.9%	86.9%
Trans. Chapter 71	-	-	-	-	-	-	0.0%	0.0%
School Choice	-	-	(4,500)	(4,500)	-	4,500	-100.0%	0.0%
Charter School (1)	(7,959)	(34,147)	(40,599)	(40,599)	(48,856)	(8,257)	20.3%	-0.1%
Special Education (2)	(18,770)	(12,873)	(12,617)	(12,617)	(13,409)	(792)	6.3%	0.0%
Educ. Chapter 70 (3)	4,366,273	5,124,207	6,118,846	6,547,165	5,996,469	(122,377)	-2.0%	13.2%
Totals	38,057,811	40,799,858	42,635,484	45,382,885	45,382,885	2,747,401	6.4%	100.0%

(1) Charter School Tuition Reimbursemen, Net Sending Tuition Assessment. Source: Department of Revenue Cherry Sheets

(2) Tuition Assessment to Mass Hospital School.

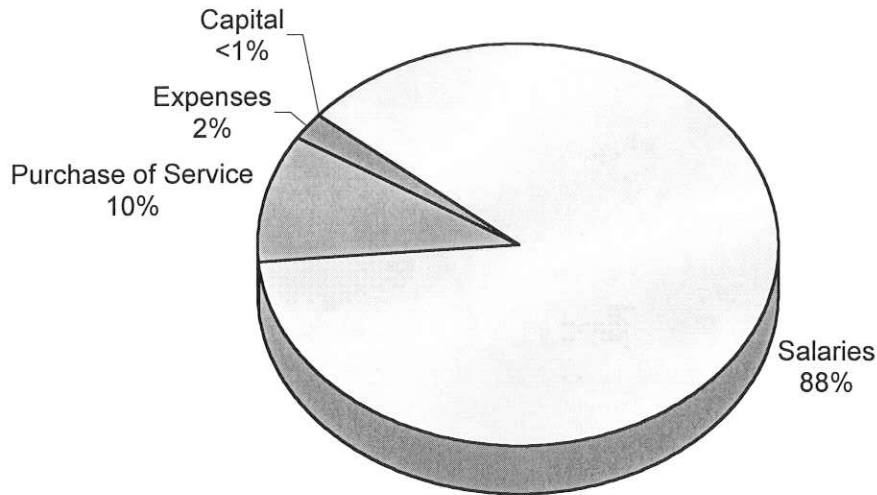
(3) Chapter 70 Excludes School Construction Chapter 645; Chapter 511; METCO & School Lunch Reimbursement. Excludes Circuit Breaker

(4) Based on August 12, 2008 Town ProForma growth assumption of 7% Chapter 70 Cherry Sheet Education Aid; level fund other state aid amounts

(5) Final Approved State Budget, June 30, 2009

FY10 Total School Operating Budget Expenditures by Line Item

FY10 School Operating Budget Expenditures by Line Item
\$45,382,885

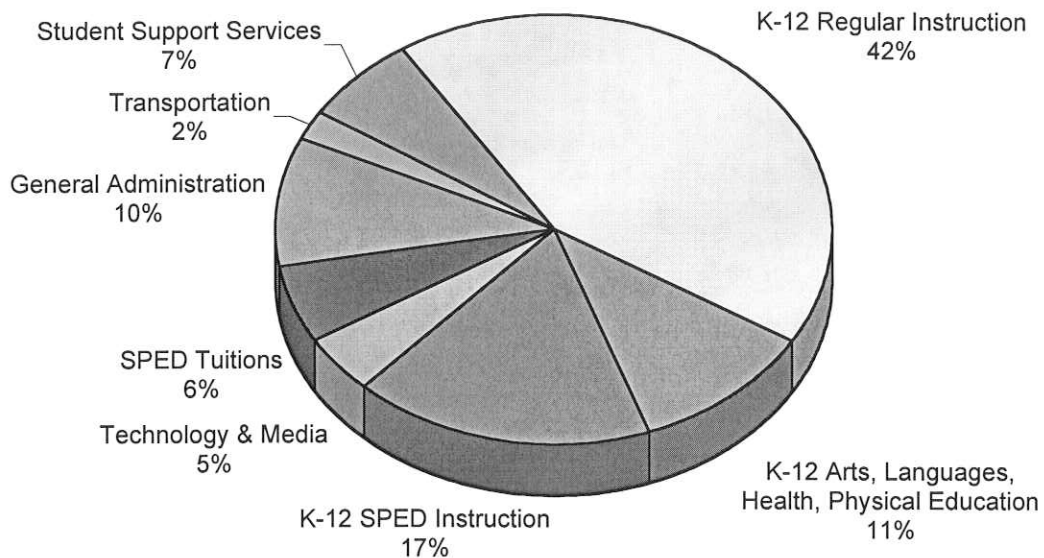


Expenditure Line Item	FY07 Actuals	FY08 Actuals	FY09 Adopted*	FY10 Request	FY10 Approved	\$ Inc/(Dec) Over FY09	% Inc/ (Dec)	% FY10 TL
Salaries	33,049,102	34,964,371	36,917,858	41,281,338	39,742,384	2,824,526	7.65%	87.57%
Purchase of Service	3,591,419	4,774,477	4,589,404	4,703,524	4,581,420	(7,984)	-0.17%	10.10%
Expenses	1,211,264	1,060,988	1,128,226	1,329,801	1,059,081	(69,145)	-6.13%	2.33%
Capital Outlay	42,732	-	-	-	-	-	0.00%	0.00%
Totals	37,894,511	40,799,834	42,635,484	47,314,663	45,382,885	2,747,401	6.44%	100%

* As revised October 2008 STM

FY10 Total School Operating Budget Expenditures by Functional Area

FY10 School Operating Budget Expenditures by Functional Area
\$45,382,885

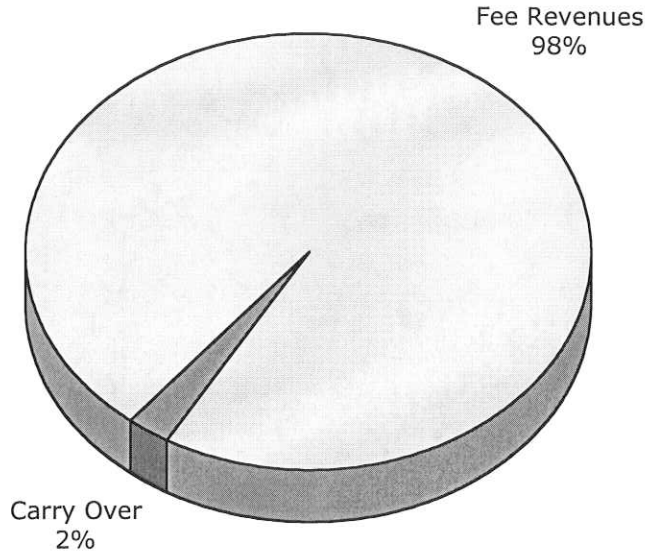


Expenditure Functional Area	FY07 Actuals	FY08 Actuals	FY09 Adopted*	FY10 Request	FY10 Approved	\$ Inc/(Dec) Over FY09	% Inc/ (Dec)	% FY10 TL
General Administration	3,222,381	3,645,627	4,094,219	4,915,266	4,375,786	281,567	6.9%	9.6%
Transportation	1,000,702	1,123,037	1,071,474	1,091,140	1,080,550	9,076	0.8%	2.4%
Student Support Services	2,342,930	2,671,197	2,891,083	3,087,416	3,008,690	117,607	4.1%	6.6%
K-12 Regular Instruction	17,505,040	17,806,826	18,128,471	20,005,393	19,428,351	1,299,880	7.2%	42.8%
K-12 Arts, Languages, He	4,235,267	4,486,690	4,748,032	5,426,140	4,939,597	191,565	4.0%	10.9%
K-12 SPED Instruction	6,165,150	6,588,965	7,267,085	7,932,363	7,880,013	612,928	8.4%	17.4%
Technology & Media	1,676,639	1,788,190	1,889,338	2,246,632	2,059,587	170,249	9.0%	4.5%
SPED Tuitions	1,746,401	2,689,302	2,545,784	2,610,313	2,610,313	64,529	2.5%	5.8%
Totals	37,894,511	40,799,834	42,635,484	47,314,663	45,382,885	2,747,401	6.4%	100.0%

* As revised October 2008 STM

FY10 Total School Special Revenue Revolving Fund Revenues by Source

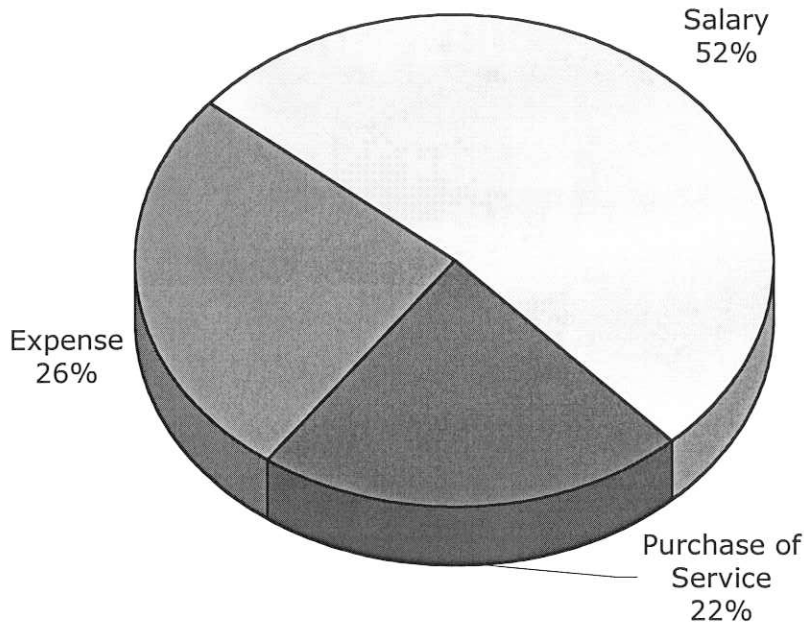
FY10 Total School Revolving
Revenue by Source
\$5,135,794



Revolving Revenue by Source	FY07 Actuals	FY08 Actuals	FY09 Adopted	FY09 Proj	FY10 Approved	\$ Inc/(Dec)	% Inc/(Dec)	% Total FY10
Carry Over	1,485,758	1,872,010	240,290	2,332,790	124,977	(115,313)	-47.99%	2.43%
Fee Revenues	<u>4,617,985</u>	<u>4,827,129</u>	<u>4,672,888</u>	<u>5,046,420</u>	<u>5,010,817</u>	<u>337,928</u>	<u>7.23%</u>	<u>97.57%</u>
Total	6,103,742	6,699,139	4,913,178	7,379,210	5,135,794	222,615	4.53%	100.00%

FY10 Total School Special Revenue Revolving Fund Expenditures by Line Item

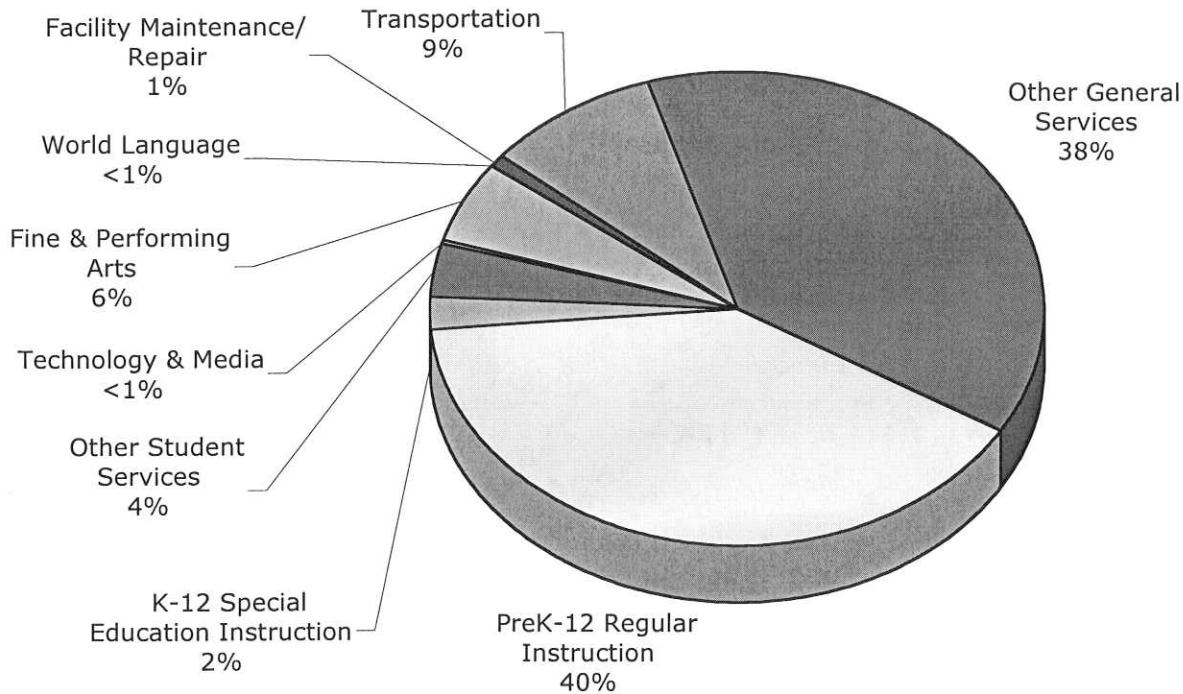
FY10 Total School Revolving Expenditures by Line Item
\$5,135,794



Revolving Expenses Line Item	FY07 Actuals	FY08 Actuals	FY09 Adopted	FY09 Proj	FY10 Approved	\$ Inc/(Dec)	% Inc/(Dec)	% Total FY10
Salary	2,195,710	2,251,403	2,388,671	2,516,810	2,668,083	279,412	11.70%	51.95%
Purchase of Service	1,084,424	897,676	1,221,429	1,165,916	1,126,635	(94,794)	-7.76%	21.94%
Expense	951,599	1,117,116	1,278,079	1,522,858	1,341,076	62,997	4.93%	26.11%
Capital	-	42,080	25,000	25,000	-	(25,000)	-100.00%	0.00%
Total	4,231,733	4,308,274	4,913,178	5,230,584	5,135,794	222,615	4.53%	100.00%

FY10 Total School Special Revenue Revolving Fund Expenditures by Functional Area

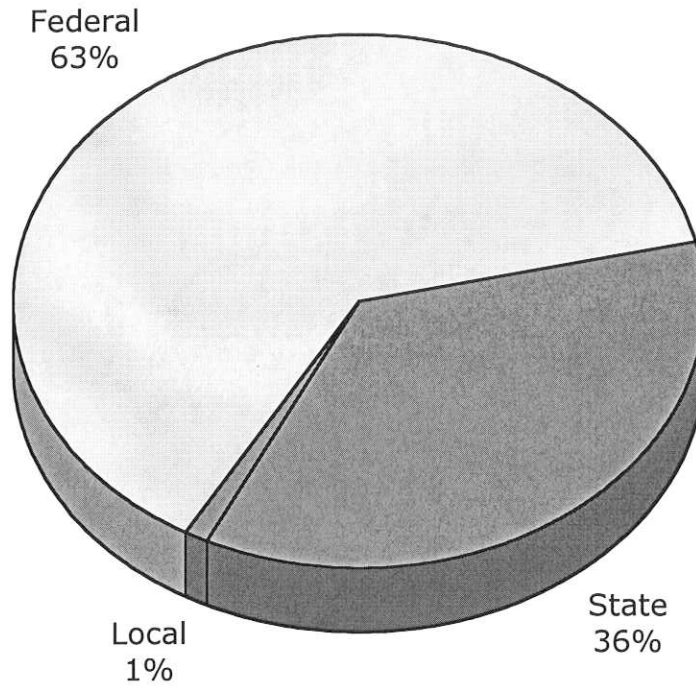
FY10 Total School Revolving Fund Expenditures by Functional Area
\$5,135,794



Revolving Fund Expenditures by Functional Area	FY07 Actual	FY08 Actual	FY09 Budget	FY09 Proj	FY10 Budget	\$ Inc/(Dec)	% Inc/(Dec)	% Total FY10
Transportation	390,972	334,549	431,210	479,021	466,718	35,508	8.23%	9.09%
Other General Services	1,478,869	1,646,430	1,844,522	2,083,462	1,972,229	127,707	6.92%	38.40%
PreK-12 Regular Instruction	1,720,050	1,668,104	1,992,330	1,969,074	2,050,906	58,576	2.94%	39.93%
K-12 Special Education Instruction	148,659	166,228	114,384	114,157	117,010	2,625	2.30%	2.28%
Other Student Services	165,416	177,073	201,338	184,663	192,307	(9,031)	-4.49%	3.74%
Technology & Media	2,824	1,391	2,260	350	3,800	1,540	68.14%	0.07%
Fine & Performing Arts	290,750	281,136	286,651	355,372	288,335	1,684	0.59%	5.61%
World Language	4,685	4,889	4,445	2,011	2,016	(2,429)	-54.65%	0.04%
Facility Maintenance/ Repair	29,509	28,473	36,038	42,474	42,474	6,436	17.86%	0.83%
TOTAL	4,231,733	4,308,274	4,913,178	5,230,584	5,135,794	222,615	4.53%	100.00%

FY10 Total School Special Revenue Grant Revenues by Source

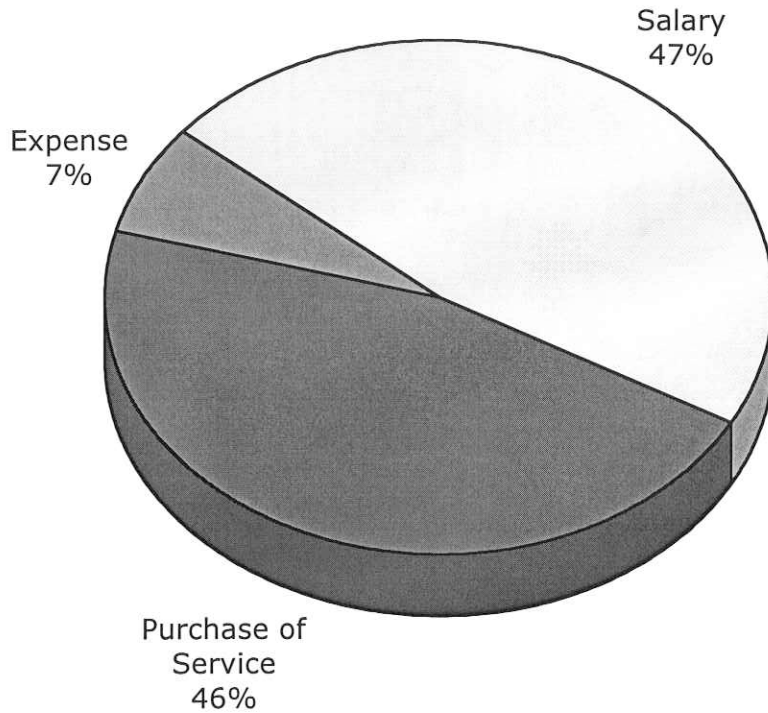
FY10 Total School Grant
Revenue by Source
\$4,951,062



Grant Revenue by Source	FY07 Actuals	FY08 Actuals	FY09 Adopted	FY09 Proj	FY10 Approved	\$ Inc/(Dec)	% Inc/(Dec)	% Total FY10
Federal	1,396,128	1,335,024	2,005,801	2,005,801	3,127,519	1,121,718	55.92%	63.17%
State	2,159,348	2,392,953	2,362,454	2,316,172	1,769,449	(593,005)	-25.10%	35.74%
Local	102,547	87,278	61,597	30,887	54,094	(7,503)	-12.18%	1.09%
Total	3,658,024	3,815,255	4,429,852	4,352,860	4,951,062	521,209	11.77%	100.00%

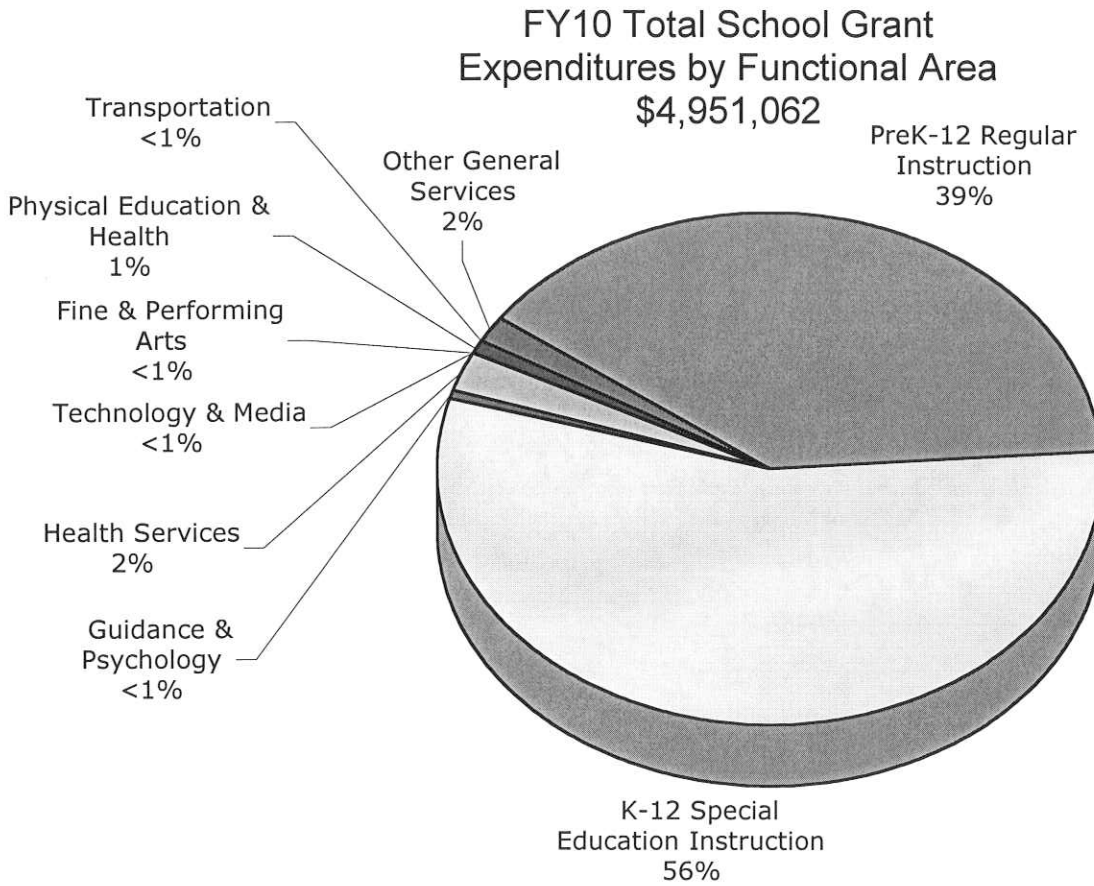
FY10 Total School Special Revenue Grant Expenditures by Line Item

FY10 Total School Grant
Expenditures by Line Item
\$4,951,062



Grant Expenditures Line Item	FY07 Actuals	FY08 Actuals	FY09 Adopted	FY09 Proj	FY10 Approved	\$ Inc/(Dec)	% Inc/(Dec)	% Total FY10
Salary	1,527,696	1,661,332	1,718,054	1,648,871	2,322,525	604,470	35.18%	46.91%
Purchase of Service	1,922,091	2,004,813	2,572,863	2,550,390	2,284,998	(287,865)	-11.19%	46.15%
Expense	208,236	132,417	138,935	153,599	343,539	204,604	147.27%	6.94%
Capital	-	16,693	-	-	-	-	0.00%	0.00%
Total	3,658,024	3,815,255	4,429,852	4,352,860	4,951,062	521,209	11.77%	100.00%

FY10 Total School Special Revenue Grant Expenditures by Functional Area

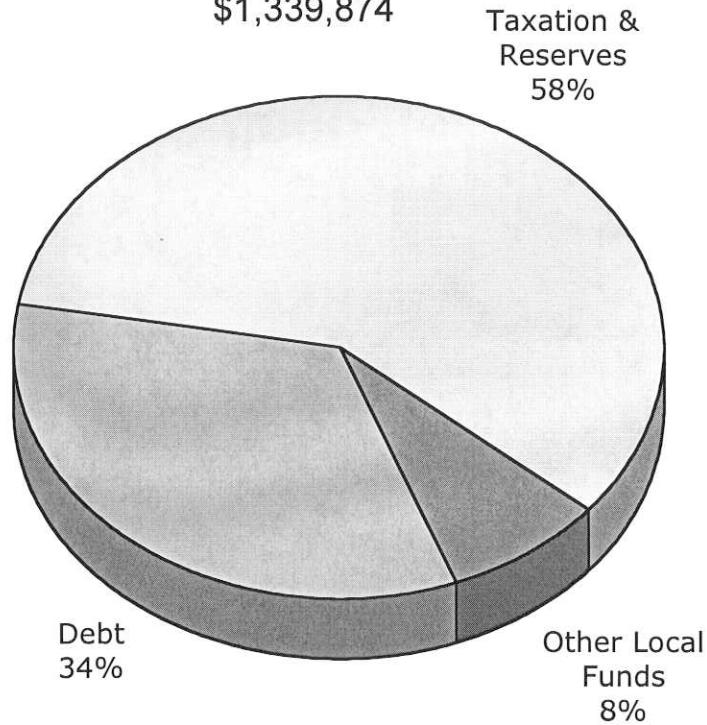


Grant Expenditures by Functional Area	FY07 Actual	FY08 Actual	FY09 Budget	FY09 Proj	FY10 Budget	\$ Inc/(Dec)	% Inc/(Dec)	% Total FY10
Transportation	-	16,693	200	200	-	(200)	-100.00%	0.00%
Other General Services	79,005	79,473	82,135	82,135	82,448	313	0.38%	1.67%
PreK-12 Regular Instruction	1,011,528	997,607	1,672,736	1,626,454	1,929,214	256,478	15.33%	38.97%
K-12 Special Education Instruction	2,350,814	2,473,271	2,449,280	2,449,280	2,749,859	300,579	12.27%	55.54%
Guidance & Psychology	37,970	74,702	18,928	13,793	20,207	1,279	6.76%	0.41%
Health Services	72,223	95,527	148,000	148,000	121,360	(26,640)	-18.00%	2.45%
Technology & Media	1,741	2,022	2,276	2,276	2,278	2	0.09%	0.05%
Fine & Performing Arts	8,000	5,293	1,229	1,229	-	(1,229)	-100.00%	0.00%
Physical Education & Health	96,743	70,666	55,068	29,493	45,696	(9,372)	-17.02%	0.92%
TOTAL	3,658,024	3,815,255	4,429,852	4,352,860	4,951,062	521,209	11.77%	100.00%

FY10 Total School-Related Capital Project Revenues by Source

FY10 Total School-Related Capital Project
Revenues by Source

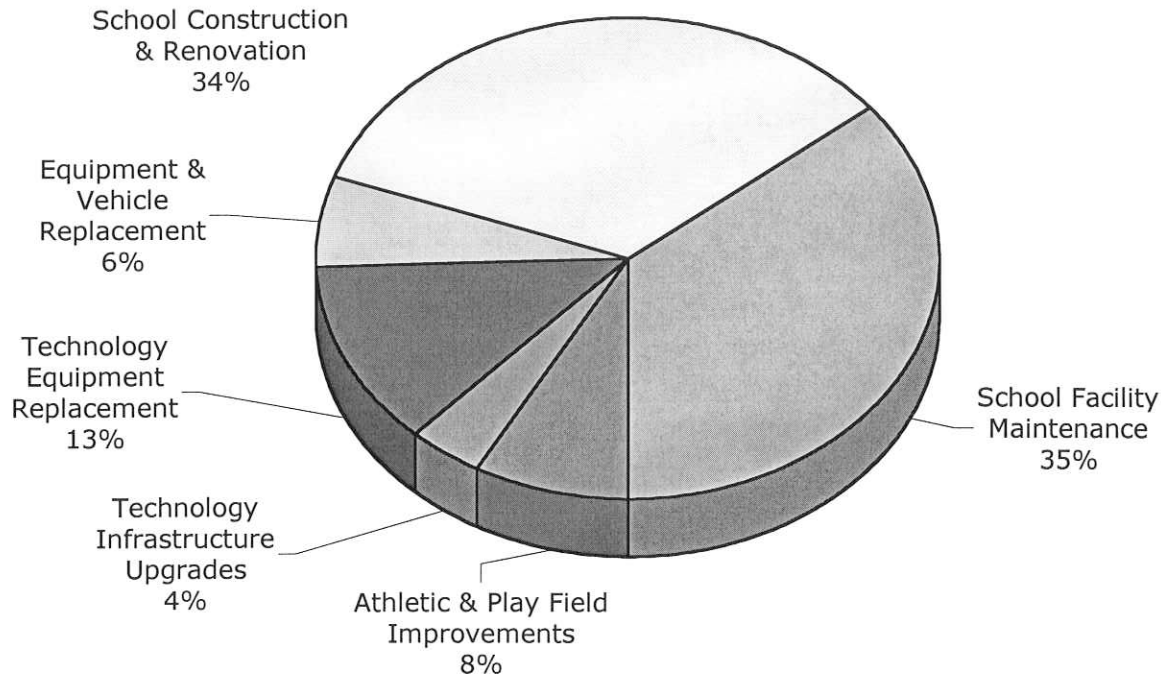
\$1,339,874




Capital Revenue by Source	FY07 Actuals	FY08 Actuals	FY09 Adopted	FY09 Proj	FY10 Approved	\$ Inc/(Dec)	% Inc/(Dec)	% Total FY10
Carry Over	8,584,858	20,521,832	-	25,461,273	-	-	0.00%	0.00%
Taxation & Reserves	466,149	217,000	2,580,290	2,580,290	782,674	(1,797,616)	-69.67%	58.41%
Other Local Funds	-	270,414	459,000	459,000	107,200	(351,800)	-76.64%	8.00%
Debt	866,000	-	160,000	160,000	450,000	290,000	181.25%	33.59%
Debt Exclusions	26,825,000	20,474,999	-	-	-	-	0.00%	0.00%
Total	36,742,007	41,484,245	3,199,290	28,660,563	1,339,874	(1,859,416)	-58.12%	100.00%

FY10 Total School-Related Capital Project Expenditures by Type

FY10 Total School-Related Capital Project Expenditures by Type
\$1,339,874



Capital Expenditures by Type	FY07 Actuals	FY08 Actuals	FY09 Adopted	FY09 Proj	FY10 Approved	\$ Inc/(Dec)	% Inc/(Dec)	% Total FY10
School Construction & Renovatic	15,577,112	14,629,546	350,000	18,150,794	450,000	100,000	0.00%	33.59%
School Facility Maintenance	80,940	581,087	980,000	651,219	481,600	(498,400)	0.00%	35.94%
Athletic & Play Field Improvemer	24,639	-	1,500,000	1,153,176	107,200	(1,392,800)	0.00%	8.00%
Technology Infrastructure Upgra	60,000	409,224	25,000	24,743	50,000	25,000	0.00%	3.73%
Technology Equipment Replacer	166,092	164,422	258,240	271,809	169,393	(88,847)	0.00%	12.64%
Equipment & Vehicle Replaceme	96,821	78,536	66,050	72,396	81,681	15,631	0.00%	6.10%
Other Miscellaneous	-	-	20,000	12,019	-	(20,000)	0.00%	0.00%
Total	16,005,604	15,862,815	3,199,290	20,336,155	1,339,874	(1,859,416)	0.00%	100.00%

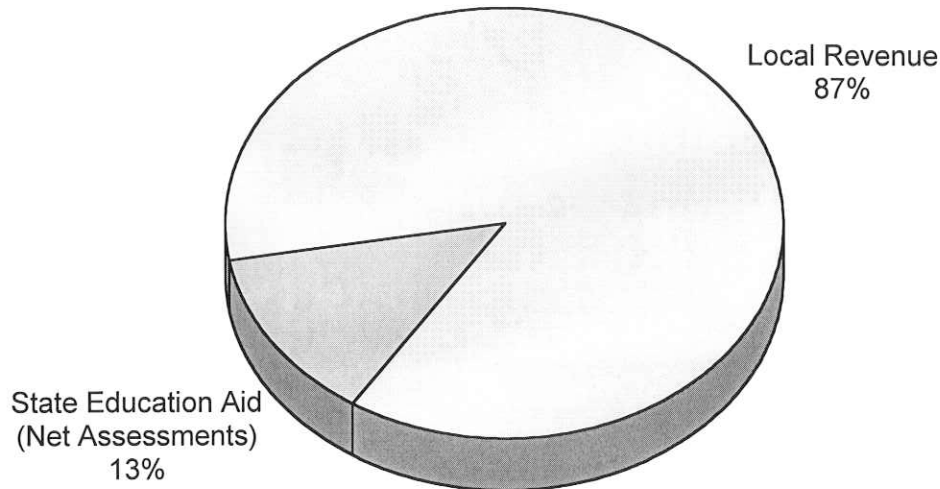


Needham, Massachusetts

Operating Budget Overview

FY10 Operating Revenues by Funding Source

FY10 School Operating Budget Revenue
\$45,382,885



School Revenue	FY07 Actual	FY08 Actual	FY09 Adopted	FY10 Request (4)	FY10 Approved (5)	\$ Inc/(Dec) Over FY09	% Inc/(Dec)	% Total FY10
Other Town Revenue	33,718,267	35,722,671	36,574,354	40,825,214	39,448,681	2,874,327	7.9%	86.9%
Trans. Chapter 71	-	-	-	-	-	-	0.0%	0.0%
School Choice	-	-	(4,500)	(4,500)	-	4,500	-100.0%	0.0%
Charter School (1)	(7,959)	(34,147)	(40,599)	(40,599)	(48,856)	(8,257)	20.3%	-0.1%
Special Education (2)	(18,770)	(12,873)	(12,617)	(12,617)	(13,409)	(792)	6.3%	0.0%
Educ. Chapter 70 (3)	4,366,273	5,124,207	6,118,846	6,547,165	5,996,469	(122,377)	-2.0%	13.2%
Totals	38,057,811	40,799,858	42,635,484	45,382,885	45,382,885	2,747,401	6.4%	100.0%

(1) Charter School Tuition Reimbursemen, Net Sending Tuition Assessment. Source: Department of Revenue Cherry Sheets

(2) Tuition Assessment to Mass Hospital School.

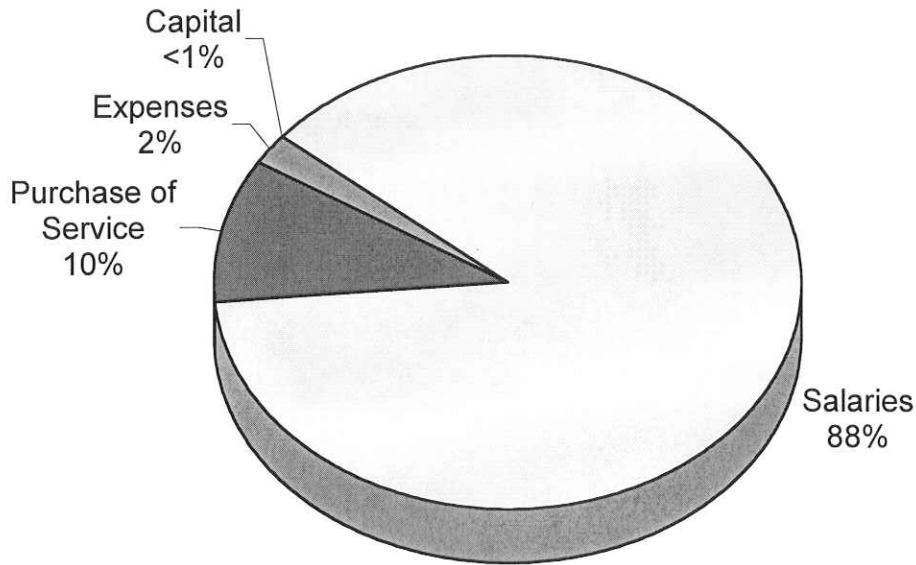
(3) Chapter 70 Excludes School Construction Chapter 645; Chapter 511; METCO & School Lunch Reimbursement. Excludes Circuit Breaker

(4) Based on August 12, 2008 Town ProForma growth assumption of 7% Chapter 70 Cherry Sheet Education Aid; level fund other state aid amounts

(5) Final Approved State Budget, June 30, 2009

FY10 School Operating Expenditures by Line Item

FY10 School Operating Budget
Expenditures by Line Item
\$45,382,885

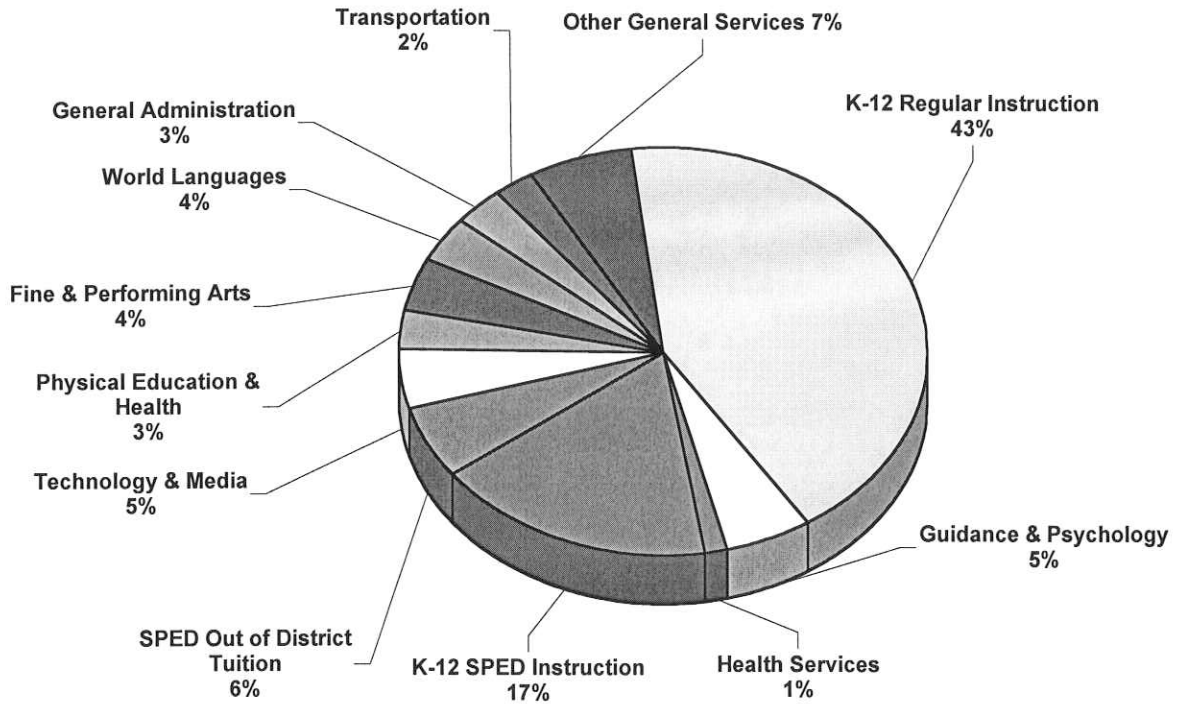


Expenditure Line Item	FY07 Actuals	FY08 Actuals	FY09 Adopted*	FY10 Request	FY10 Approved	\$ Inc/(Dec) Over FY09	% Inc/(Dec)	% FY10 TL
Salaries	33,049,102	34,964,371	36,917,858	41,281,338	39,742,384	2,824,526	7.65%	87.57%
Purchase of Service	3,591,419	4,774,477	4,589,404	4,703,524	4,581,420	(7,984)	-0.17%	10.10%
Expenses	1,211,264	1,060,988	1,128,226	1,329,801	1,059,081	(69,145)	-6.13%	2.33%
Capital Outlay	42,732	-	-	-	-	-	0.00%	0.00%
Totals	37,894,511	40,799,834	42,635,484	47,314,663	45,382,885	2,747,401	6.44%	100%

* As revised October 2008 STM

FY10 Operating Expenditures by Functional Area

FY10 School Operating Budget
Expenditures by Functional Area
\$45,382,885



Expenditure Functional Area	FY07 Actuals	FY08 Actuals	FY09 Adopted*	FY10 Request	FY10 Approved	\$ Inc/(Dec) Over FY09	% Inc/(Dec)	% FY10 TL
General Administration	3,222,381	3,645,627	4,094,219	4,915,266	4,375,786	281,567	6.9%	9.6%
Transportation	1,000,702	1,123,037	1,071,474	1,091,140	1,080,550	9,076	0.8%	2.4%
Student Support Services	2,342,930	2,671,197	2,891,083	3,087,416	3,008,690	117,607	4.1%	6.6%
K-12 Regular Instruction	17,505,040	17,806,826	18,128,471	20,005,393	19,428,351	1,299,880	7.2%	42.8%
K-12 Arts, Languages, He	4,235,267	4,486,690	4,748,032	5,426,140	4,939,597	191,565	4.0%	10.9%
K-12 SPED Instruction	6,165,150	6,588,965	7,267,085	7,932,363	7,880,013	612,928	8.4%	17.4%
Technology & Media	1,676,639	1,788,190	1,889,338	2,246,632	2,059,587	170,249	9.0%	4.5%
SPED Tuitions	1,746,401	2,689,302	2,545,784	2,610,313	2,610,313	64,529	2.5%	5.8%
Totals	37,894,511	40,799,834	42,635,484	47,314,663	45,382,885	2,747,401	6.4%	100.0%

* As revised October 2008 STM

FY10 Functional Area Expenditure Detail

Functional Area/ Department	FY07 Actuals	FY08 Actuals	FY09 Adopted*	FY10 Request	FY10 Approved	\$ Inc/(Dec) Over FY09	% Inc/ (Dec)	% FY10 TL
General Administration								
School Committee	228,329	118,124	174,900	174,900	160,571	(14,329)	-8.2%	0.4%
Superintendent	222,671	223,234	237,839	263,164	263,164	25,325	10.6%	0.6%
Personnel Resources	281,490	314,688	308,574	400,884	331,284	22,710	7.4%	0.7%
Student Development	178,568	174,354	177,176	176,856	176,856	(320)	-0.2%	0.4%
Program Development	165,863	177,846	178,009	191,214	191,214	13,205	7.4%	0.4%
Financial Operations	282,121	295,821	292,758	312,738	287,738	(5,020)	-1.7%	0.6%
External Funding	18,370	21,785	22,186	23,417	10,181	(12,005)	-54.1%	0.0%
Subtotal	1,377,412	1,325,852	1,391,442	1,543,173	1,421,008	29,566	2.1%	3.1%
Transportation								
Transportation	1,000,702	1,123,037	1,071,474	1,091,140	1,080,550	9,076	0.8%	2.4%
Subtotal	1,000,702	1,123,037	1,071,474	1,091,140	1,080,550	9,076	0.8%	2.4%
Other General Services								
Professional Development	353,238	411,795	478,877	737,625	661,125	182,248	38.1%	1.5%
EAP	8,000	8,000	8,000	8,000	8,000	-	0.0%	0.0%
Staff 504 Compliance	-	1,378	4,250	4,250	4,250	-	0.0%	0.0%
Lane Changes/Sick Buy Back	-	-	219,283	238,580	238,580	19,297	8.8%	0.5%
Substitutes	238,443	255,354	451,990	522,616	468,826	16,836	3.7%	1.0%
Curriculum Development	22,438	100,822	128,435	144,947	139,947	11,512	9.0%	0.3%
Reading	511,772	572,112	593,456	713,598	608,598	15,142	2.6%	1.3%
General Services	308,285	399,241	230,361	277,361	212,561	(17,800)	-7.7%	0.5%
Production Center	124,861	132,173	79,423	135,124	81,544	2,121	2.7%	0.2%
Administrative Technology	277,420	257,994	322,127	395,842	337,697	15,570	4.8%	0.7%
Collaboratives - Tuition & Dues	-	-	-	-	-	-	0.0%	0.0%
Science Center	512	180,906	186,575	194,150	193,650	7,075	3.8%	0.4%
Vocational Education	-	-	-	-	-	-	0.0%	0.0%
Subtotal	1,844,969	2,319,775	2,702,777	3,372,093	2,954,778	252,001	9.3%	6.5%
K-12 Regular Instruction								
Broadmeadow Elementary	1,824,482	1,909,560	2,029,744	2,096,780	2,051,202	21,458	1.1%	4.5%
Eliot Elementary	1,197,357	1,231,474	1,298,310	1,370,750	1,369,425	71,115	5.5%	3.0%
Hillside Elementary	1,488,634	1,511,364	1,480,541	1,659,935	1,599,235	118,694	8.0%	3.5%
Mitchell Elementary	1,585,489	1,618,471	1,602,819	1,781,399	1,773,299	170,480	10.6%	3.9%
Newman Elementary	2,350,629	2,351,535	2,304,213	2,418,946	2,291,278	(12,935)	-0.6%	5.0%
Elementary Faculty	-	-	-	-	-	-	0.0%	0.0%
Subtotal Elementary	8,446,591	8,622,404	8,715,627	9,327,810	9,084,439	368,812	4.2%	20.0%
High Rock School	-	-	-	1,572,532	1,571,997	1,571,997	0.0%	3.5%
Pollard Middle School	3,575,667	3,613,502	3,804,215	2,942,518	2,896,535	(907,680)	-23.9%	6.4%
Subtotal Middle	3,575,667	3,613,502	3,804,215	4,515,050	4,468,532	664,317	17.5%	9.8%
High School	5,482,782	5,570,920	5,608,629	6,162,533	5,875,380	266,751	4.8%	12.9%
Subtotal High School	5,482,782	5,570,920	5,608,629	6,162,533	5,875,380	266,751	4.8%	12.9%
Grand Total K-12 Regular Inst.	17,505,040	17,806,826	18,128,471	20,005,393	19,428,351	1,299,880	7.2%	42.8%
Guidance & Psychology								
Guidance	1,570,258	1,710,465	1,844,928	1,982,063	1,982,063	137,135	7.4%	4.4%
Psychology	231,224	311,247	329,752	339,034	328,034	(1,718)	-0.5%	0.7%
Subtotal	1,801,482	2,021,712	2,174,680	2,321,097	2,310,097	135,417	6.2%	5.1%
Health Services								
Health/Nursing	512,760	635,932	651,659	723,426	655,700	4,041	0.6%	1.4%
Subtotal	512,760	635,932	651,659	723,426	655,700	4,041	0.6%	1.4%
K-12 SPED Instruction								
SPED	6,165,150	6,588,965	7,267,085	7,932,363	7,880,013	612,928	8.4%	17.4%
Subtotal	6,165,150	6,588,965	7,267,085	7,932,363	7,880,013	612,928	8.4%	17.4%

Continued on next page.

FY10 Functional Area Expenditure Detail

Functional Area/ Department	FY07 Actuals	FY08 Actuals	FY09 Adopted*	FY10 Request	FY10 Approved	\$ Inc/(Dec) Over FY09	% Inc/ (Dec)	% FY10 TL
SPED Out of District Tuition								
SPED Out-of-State	417,174	279,538	928,725	386,430	386,430	(542,295)	-58.4%	0.9%
Mass Public	112,545	89,128	169,232	152,828	152,828	(16,404)	-9.7%	0.3%
Private Schools	807,411	2,089,466	1,270,923	1,985,372	1,985,372	714,449	56.2%	4.4%
Collaborative	409,271	231,170	176,904	85,683	85,683	(91,221)	-51.6%	0.2%
Subtotal	1,746,401	2,689,302	2,545,784	2,610,313	2,610,313	64,529	2.5%	5.8%
Other Student Services								
K-12 Student 504 Compliance	25,301	10,153	61,581	39,688	39,688	(21,893)	-35.6%	0.1%
Attendance	3,387	3,400	3,163	3,205	3,205	42	1.3%	0.0%
Subtotal	28,688	13,553	64,744	42,893	42,893	(21,851)	-33.7%	0.1%
Technology & Media								
Computer Education	794,047	834,051	907,717	1,122,186	1,024,327	116,610	12.8%	2.3%
Media Services	882,592	954,139	981,621	1,124,446	1,035,260	53,639	5.5%	2.3%
Subtotal	1,676,639	1,788,190	1,889,338	2,246,632	2,059,587	170,249	9.0%	4.5%
Physical Education & Health								
Physical Education	1,001,353	1,077,634	1,126,051	1,237,367	1,174,791	48,740	4.3%	2.6%
Health Education	79,600	80,630	85,465	99,979	99,979	14,514	17.0%	0.2%
K-12 Health & Phys Education	118,284	134,607	140,027	139,563	115,899	(24,128)	-17.2%	0.3%
Subtotal	1,199,237	1,292,872	1,351,543	1,476,909	1,390,670	39,127	2.9%	3.1%
Fine & Performing Arts								
Fine Arts (Art)	946,674	990,830	1,038,968	1,087,328	1,084,703	45,735	4.4%	2.4%
Performing Arts (Music)	703,404	711,590	739,077	809,666	735,416	(3,661)	-0.5%	1.6%
K-12 Fine & Performing Arts	117,399	126,681	132,526	121,340	135,099	2,573	1.9%	0.3%
Subtotal	1,767,477	1,829,101	1,910,571	2,018,334	1,955,219	44,648	2.3%	4.3%
World Languages								
English Language Learners (ELL)	78,718	121,093	155,693	200,676	158,262	2,569	1.7%	0.3%
World Languages	1,189,835	1,243,623	1,330,225	1,730,221	1,435,445	105,220	7.9%	3.2%
Subtotal	1,268,553	1,364,716	1,485,918	1,930,897	1,593,708	107,790	7.3%	3.5%
GRAND TOTAL	37,894,511	40,799,834	42,635,484	47,314,663	45,382,885	2,747,401	6.4%	100.0%

* As revised October 2008 STM

FY10 School Operating Budget Highlights

Request FTE	Approved FTE		District Goal	Total Request	Final Approved
607.61	607.61	Adopted Budget FY09*		42,635,484	42,635,484
Base Budget Increases					
Base Salary Increases					
(0.20)	(0.20)	Contractual Salary Increase (FY10 Base Positions)	4.4	1,921,684	1,921,684
Level Service/Contractual Increases					
Special Education & Student Support Services					
0.14	0.14	Increased Occupational Physical Therapist Hours	1.0	4,090	4,090
0.60	0.60	0.2 FTE Preschool Instructional Aide	1.0	12,900	12,900
0.50	0.50	0.5 FTE Instructional Aide for Broadmeadow Specialized Learning Program	1.0	10,750	10,750
0.50	-	0.5 FTE Instructional Aide for Mitchell School	1.0	10,750	-
2.00	2.00	2.0 FTE Expansion Hillside ELC Program (1.0 Liaison, 1.0 Aide, \$6600 setup)	1.0	83,100	76,500
0.28	0.28	0.28 FTE 1:1 Nurse at Broadmeadow School	2.0	15,400	15,400
0.20	-	0.2 FTE High School Psychologist	2.0	11,000	-
-	-	Contractual Increase - School Physician	2.0	500	500
-	-	Regular Transportation - Contract Increase	4.3	(25,723)	(25,723)
-	-	SPED Transportation - Contract Increase	4.3	43,456	43,456
-	-	SPED Out-of-District Tuition	4.0	64,529	64,529
4.22	3.52	<i>Subtotal</i>		230,752	202,402
Enrollment/Class Size					
0.20	-	Restoration of 0.2 FTE Newman Media Specialist	1.0	11,000	-
0.10	-	Restoration of 0.1 FTE Hillside Media Specialist	1.0	5,500	-
0.10	-	Restoration of 0.1 FTE Eliot Media Specialist	1.0	5,500	-
0.20	-	Restore K-12 Director of Health & Physical Education to Full-Time Administrator	1.0	11,000	-
0.20	-	0.2 FTE Mitchell Physical Education Teacher for Enrollment Growth	1.0	11,000	-
1.00	1.00	1.0 FTE Mitchell Grade 5 Teacher (\$2600 Computers, \$4000 Setup)	1.0	61,600	55,000
1.00	-	Restoration of 1.0 FTE Grade 5 Newman Teacher (\$200 Supplies)	1.0	55,200	-
0.50	-	0.5 FTE Hillside Grade 1 Teacher for Enrollment (\$4200 Supplies/Setup)	1.0	31,700	-
1.00	-	1.0 FTE High School World Language Teacher for Enrollment (\$200 Supplies)	3.4	55,200	-
0.80	-	0.8 FTE Middle School Spanish Teacher for Enrollment	3.4	44,000	-
5.10	1.00	<i>Subtotal</i>		291,700	55,000
Continuation Positions (From FY09)					
0.60	0.60	Continue Funding for 0.6 FTE NHS Teacher (Not Cut During FY09)	1.0	35,155	35,155
(0.50)	(0.50)	Continue 0.5 FTE Kindergarten Position Conversion to METC Grant	1.0	(27,500)	(27,500)
1.63	1.63	Continue SPED Teaching Positions Added/Changed in FY09	1.0	91,282	91,282
(0.50)	(0.50)	Continue Reallocation of 0.5 FTE Broadmeadow Nurse to Pollard SPED Liaison	1.0	(25,000)	(25,000)
0.20	-	Continue Funding for .2FTE Middle School Spanish Teacher	1.0	15,676	-
0.40	0.40	Continue Funding for 0.4 FTE Pollard Teacher (not cut in FY09)	1.0	22,641	22,641
0.29	0.29	Continue Funding for 0.29 FTE Expanded ELL Tutor Hours	1.0	11,606	11,606
-	-	Continue Conversion of 0.6 FTE ELL tutors to 0.6 FTE ELL Coordinator Position	1.0	22,654	22,654
-	-	Continue Conversion of 1.2 NHS Teachers to Program Specialists	1.0	15,802	15,802
0.75	-	Continue Funding .75 Clerical Staff NHS	1.0	25,060	-
-	-	Continue Conversion of Nurse Director to Full-Time	2.0	-	-
-	-	Continue Full-Time Preschool Coordinator	1.0	21,415	21,415
2.87	1.92	<i>Subtotal</i>		208,791	168,055
General Infrastructure/ Resources					
-	-	Additional Funds for Library Supplies & Processing	4.0	480	-
-	-	Restore Funding K-12 for Library Books & Collections Maintenance	4.0	8,676	-
-	-	Restore Funding for K-12 Physical Education Director Office Supplies	4.0	750	-
-	-	Increase K-12 Physical Education Supplies Budget, All Schools	4.0	3,800	-
-	-	Restore Pollard Physical Education Supply Funds Cut in a Prior Year	4.0	1,690	-
-	-	Restore Art Supply Funds Cut in a Prior Year	4.0	2,625	-
-	-	Restoration of Districtwide Postage Funds	4.0	40,000	-
-	-	Additional Funds for postage	4.0	13,580	-
-	-	Restoration of Districtwide Paper Funds	4.0	10,000	-
-	-	<i>Subtotal</i>		81,601	-

Continued on next page.

FY10 School Operating Budget Highlights

Request FTE	Approved FTE		District Goal	Total Request	Final Approved
Technology Infrastructure/ Resources					
-	-	World Languages Server Maintenance Funds	4.2	3,000	-
-	-	Instructional Software for Elementary and Middle School	4.2	8,000	-
-	-	Additional Funding for Administrative Technology Supplies	4.2	1,500	-
-	-	Replacement Pool Funds - Video/Data Projectors, Districtwide	4.2	14,000	-
-	-	Additional Funding for Software Maintenance Contracts - Administrative Info Systems	4.2	1,645	-
-	-	Online Survey Deployment Ongoing Expense	1.2	1,295	1,295
-	-	First Class Archiving Maintenance Contract Funds	4.2	3,500	3,500
-	-	<i>Subtotal</i>		32,940	4,795
Reductions					
-	(0.90)	NHS Clerical Staffmember Reduction	4.0	-	(38,807)
-	(2.50)	NHS Classroom Teacher Reduction (Undetermined)	1.0	-	(137,500)
-	(1.00)	Pollard Specialist Reduction	1.0	-	(55,000)
-	-	Shift Cell Phone Allocation from Services to Salary	4.3	-	(11,000)
-	(1.00)	Cut 1.0 Newman Teacher - Fund from METCO Grant	1.0	-	(55,000)
-	(0.50)	Cut 0.5 Hillside Kindergarten Teacher	1.0	-	(27,500)
-	(1.40)	Teacher Assistant Contract Savings \$16/Hour at 20%	1.0	-	(35,000)
-	(1.00)	Shift 1.0 Pollard Nurse to ESH grant	2.0	-	(55,000)
-	(0.21)	Food Services Offset 0.21 FTE Director Financial Operations Salary	4.0	-	(25,000)
-	(0.83)	High School ELL Tutor Reduction	1.0	-	(42,414)
-	-	Reduce NHS Supplies Budget	4.0	-	(15,000)
-	-	Reduce Pollard Supplies Budget	4.0	-	(25,000)
-	-	Reduce Teacher Professional Development	4.4	-	(5,000)
-	-	Reduce Instructional/Classroom Reference	4.0	-	(10,000)
-	-	Reduce MS Head Teacher Stipends	1.0	-	(20,343)
-	-	Reduce Athletics Business Manager Stipend	4.3	-	(3,770)
-	-	Reduce Athletics Equipment Manager Stipend	4.3	-	(5,563)
-	-	Reduce Budgeted Mentor Funds - Fewer New Hires Proj FY10	4.4	-	(5,000)
-	-	Reduce TEC Dues	4.4	-	(18,800)
-	-	Reduce Legal Fees	4.0	-	(14,329)
-	-	Reduce Café Subs	4.3	-	(8,990)
-	-	Reduce Conference Funds	4.4	-	(15,000)
-	(0.40)	NHS Media Technician	4.4	-	(14,114)
-	(0.25)	Central Office Clerical Staffmember Reduction	4.0	-	(10,590)
-	(0.20)	Nurse Reduction at Middle School	2.0	-	(11,000)
-	(0.15)	Shift 0.15 FTE External Funding Director to Comm Ed	4.1	-	(13,236)
-	(10.34)	<i>Subtotal</i>		-	(677,956)
11.99	(4.10)	Subtotal Base Budget Increases		845,784	(247,704)
				45,402,952	44,309,464
				6.49%	3.93%
Program Improvement Increases					
General Regular Education					
0.70	-	0.7 FTE Hillside Reading Specialist	1.0	38,500	-
0.30	-	0.3 FTE Eliot Reading Specialist	1.0	16,500	-
0.30	0.30	0.3 FTE High School TV Communications Teacher	1.0	14,921	14,921
0.20	-	0.2 FTE Newman Expanded Instructional Technology Specialist	1.0	17,245	-
1.00	-	Restore Elementary Physical Education Program for Grades 3, 4, & 5	1.0	55,000	-
-	-	Family Science Night Expenses	1.0	500	-
0.55	-	Grade 3 Elementary Theatre Pilot Program	1.0	30,250	-
0.20	-	Restore Theater Arts Elective at the High School	1.0	11,000	-
0.50	-	Restore Kindergarten Music Program	1.0	27,500	-
-	-	Ongoing Operating Support for Four Simmons Interns	1.0	14,000	-
-	-	Fitness Center Program Coordinator Stipend	2.0	14,253	-
0.30	-	0.3 FTE Expanded Broadmeadow Assistant Principal for Enrollment	1.0	30,078	-
-	-	Additional High School Extra & Co-Curricular Stipends	3.1	34,664	-
0.10	-	0.1 FTE Nedham High School World Music Elective	3.3	5,500	-
3.00	-	Restore Elementary World Languages Program	3.4	167,000	-
7.15	0.30	<i>Subtotal</i>		476,911	14,921
Professional Development					
0.50	-	0.5 FTE Math Coach for Broadmeadow	1.3	27,500	-
0.50	-	0.5 FTE Math Coach for Newman	1.3	27,500	-
-	-	Substitute Teacher Professional Development Funds	4.4	6,000	-
-	-	Professional Development for Secretaries and Teaching Assistants	4.4	10,000	-
-	-	Increase Physical Education/Wellness Professional Development Funds	4.0	1,500	-
1.00	-	<i>Subtotal</i>		72,500	-

Continued on next page.

FY10 School Operating Budget Highlights

Request FTE	Approved FTE		District Goal	Total Request	Final Approved
General Infrastructure/ Resources					
-	-	Ongoing funding for New Classroom Setup and Supplies	4.0	10,000	-
-	-	Ongoing Environmental Monitoring & Testing	4.0	15,000	-
-	-	Book Rooms for Mitchell and Hillside Schools	4.0	50,000	-
-	-	Human Resource Director In-State Travel Funding Increase	4.0	1,200	-
-	-	Additional Funding for Human Resources Office Supplies	4.0	2,500	-
-	-	NEASC Decennial Site Visit (Nov 2009)	1.2	25,000	-
-	-	Provide Ongoing Funding for Middle School Experiential Education Program	4.0	1,500	-
-	-	Per Diem Increase for Teaching & Professional Development Substitutes (\$85 to \$101/1	4.3	40,000	-
-	-	Building Substitute Liaisons	4.3	(272)	(272)
-	-	Per Diem Increase for School Nurse Substitutes (\$104.04 to \$120/Day)	4.3	1,726	-
-	-	Expand Newman Full-Time Office Secretary from 10 to 11 Months	4.3	2,551	-
0.43	-	0.43 FTE Expanded Newman Accounting Secretary	4.3	11,917	-
0.50	-	0.5 FTE High School World Languages Department Secretary	4.3	12,900	-
-	-	Additional Funds for Out-of-State Travel Conference/Job Fairs - Human Resources	4.4	5,200	-
-	-	Human Resources Supplies & Materials	4.4	5,300	-
-	-	Employee Handbook Software	4.4	200	-
-	-	Human Resource Department Training	4.4	5,000	-
-	-	Boys Varsity Golf Stipend	4.3	2,806	-
1.00	-	Human Resource Generalist (\$2500 Laptop)	4.4	52,500	-
1.93	-	<i>Subtotal</i>		245,028	(272)
Technology Infrastructure/ Resources					
-	-	Maintenance on Infocentre Automation Library License	4.2	500	-
-	-	Upgrade to Wireless Network Infrastructure at All Elementary Schools	4.2	10,000	-
1.00	-	Network and IT Manager	4.2	45,000	-
-	-	Employee ID System	4.3	3,000	-
-	-	Swiftreach 911 All School Emergency Call List Service	4.3	1,500	1,500
1.00	-			60,000	1,500
11.08	0.30	Subtotal Program Improvement Budget Increases		854,439	16,149
630.68	603.81	SUBTOTAL FY10 BUDGET REQUEST (WITHOUT OVERRIDE)		46,257,391	44,325,613
23.07	(3.80)	\$ Increase/(Decrease) over FY09		3,621,907	1,690,129
3.80%	-0.63%	% Increase/(Decrease) over FY09		8.50%	3.96%
 High Rock Operational Override					
High Rock/ Pollard					
0.20	0.20	High Rock 0.2 FTE Health Specialist - Grade 6	1.0	11,000	11,000
2.00	2.00	High Rock/Pollard 2.0 FTE Curriculum Coordinators	1.0	155,717	155,717
2.00	2.00	High Rock/Pollard 2.0 FTE Cluster Teachers Grade 7	1.0	110,000	110,000
-	-	High Rock/Pollard Convert 1.0 House Administrator to Grade 6 Principal	1.0	7,810	7,810
-	-	High Rock Cafeteria Substitute Funds	1.0	8,990	8,990
1.00	1.00	High Rock 1.0 FTE SPED Teaching Assistant Grade 6	1.0	22,435	22,435
1.50	1.50	High Rock 1.5 FTE Grade 7/8 Specialists (TBD)	1.0	82,500	82,500
0.80	0.80	High Rock/Pollard 0.8 FTE World Language Specialists 7/8	1.0	44,000	44,000
0.20	0.20	High Rock 0.2 FTE Grade 6 Music Specialist	1.0	11,000	11,000
0.10	0.10	High Rock 0.1 FTE Grade 6 Technology Specialist	1.0	5,500	5,500
0.20	0.20	High Rock 0.2 FTE Grade 6 Wellness Specialist	1.0	11,000	11,000
1.00	1.00	High Rock 1.0 FTE Instructional Technology Specialist	1.0	55,000	55,000
1.00	1.00	High Rock 1.0 FTE Media Specialist	1.0	55,000	55,000
1.00	1.00	High Rock 1.0 FTE Nurse	1.0	55,000	55,000
1.50	1.50	High Rock/Pollard 1.5 FTE SPED Liaisons	1.0	82,500	82,500
0.50	0.50	High Rock/Pollard SPED Administrator to Full-Time	1.0	36,079	36,079
2.00	2.00	High Rock/Pollard 2.0 FTE Cluster Teachers Grade 6	1.0	110,000	110,000
0.60	0.60	High Rock 1.0 FTE Guidance Counselor	2.0	33,000	33,000
-	-	High Rock Co-curricular Stipends - Unit A	3.1	9,550	9,550
-	-	High Rock/Middle School Educational Supplies	4.0	56,719	56,719
1.00	1.00	High Rock Clerical	4.0	41,140	41,140
1.00	1.00	High Rock 1.0 Computer Technician	4.2	53,332	53,332
17.60	17.60	<i>Subtotal</i>		1,057,272	1,057,272
17.60	17.60	Subtotal Override Increases		1,057,272	1,057,272
648.28	621.36	GRAND TOTAL FY10 BUDGET REQUEST (WITH OVERRIDE)		47,314,663	45,382,885
40.67	13.75	\$ Increase/(Decrease) over FY09		4,679,179	2,747,401
6.69%	2.26%	% Increase/(Decrease) over FY09		10.97%	6.44%

FY10 School Program Level Summaries

District Expenditures	FY07 Actual	FY08 Actual	FY09 Adopted*	FY10 Request	FY10 Approved	\$ Inc/(Dec) Over FY09	% Inc/ (Dec)	% FY10 TL
Salaries	2,714,789	3,002,098	3,373,693	3,785,691	3,619,585	245,892	7.29%	44.10%
Purchase of Service Expenses	3,377,531	4,350,768	4,400,068	4,451,353	4,355,499	(44,569)	-1.01%	53.07%
Capital Outlay	354,700	255,406	245,173	309,920	231,770	(13,403)	-5.47%	2.82%
	42,732	-	-	-	-	-	0.00%	0.00%
Totals	6,489,748	7,608,272	8,018,933	8,546,961	8,206,853	187,920	2.34%	100.00%

Elementary Expenditures	FY07 Actual	FY08 Actual	FY09 Adopted*	FY10 Request	FY10 Approved	\$ Inc/(Dec) Over FY09	% Inc/ (Dec)	% FY10 TL
Salaries	14,233,161	15,197,740	15,850,914	17,275,287	16,547,865	696,951	4.40%	97.60%
Purchase of Service Expenses	69,195	258,540	66,925	100,767	85,602	18,677	27.91%	0.50%
Capital Outlay	386,263	352,513	370,771	423,621	321,720	(49,051)	-13.23%	1.90%
	-	-	-	-	-	-	0.00%	0.00%
Totals	14,688,619	15,808,791	16,288,610	17,799,674	16,955,186	666,576	4.09%	100.00%

Middle School Expenditures	FY07 Actual	FY08 Actual	FY09 Adopted*	FY10 Request	FY10 Approved	\$ Inc/(Dec) Over FY09	% Inc/ (Dec)	% FY10 TL
Salaries	6,813,582	7,105,539	7,539,239	9,081,492	8,860,233	1,320,994	17.52%	96.91%
Purchase of Service Expenses	49,417	60,344	50,864	69,231	64,196	13,332	26.21%	0.70%
Capital Outlay	176,761	173,453	189,535	254,642	218,773	29,238	15.43%	2.39%
	-	-	-	-	-	-	0.00%	0.00%
Totals	7,039,761	7,339,332	7,779,638	9,405,364	9,143,201	1,363,563	17.53%	100.00%

High School Expenditures	FY07 Actual	FY08 Actual	FY09 Adopted*	FY10 Request	FY10 Approved	\$ Inc/(Dec) Over FY09	% Inc/ (Dec)	% FY10 TL
Salaries	9,287,568	9,658,992	10,154,010	11,138,866	10,714,699	560,689	5.52%	96.72%
Purchase of Service Expenses	95,277	104,845	71,545	82,173	76,123	4,578	6.40%	0.69%
Capital Outlay	293,535	279,598	322,742	341,618	286,817	(35,925)	-11.13%	2.59%
	-	-	-	-	-	-	0.00%	0.00%
Totals	9,676,384	10,043,440	10,548,297	11,562,656	11,077,638	529,341	5.02%	100.00%

Total Expenditures	FY07 Actual	FY08 Actual	FY09 Adopted*	FY10 Request	FY10 Approved	\$ Inc/(Dec) Over FY09	% Inc/ (Dec)	% FY10 TL
Salaries	33,049,102	34,964,371	36,917,856	41,281,335	39,742,381	2,824,526	7.65%	87.57%
Purchase of Service Expenses	3,591,419	4,774,477	4,589,402	4,703,522	4,581,418	(7,983)	-0.17%	10.10%
Capital Outlay	1,211,264	1,060,988	1,128,221	1,329,799	1,059,079	(69,145)	-6.13%	2.33%
	42,732	-	-	-	-	-	0.00%	0.00%
Totals	37,894,511	40,799,836	42,635,484	47,314,663	45,382,885	2,747,401	6.44%	100.00%

* As revised October 2008 STM

FY10 School Operating Budget FTE Summary

Position Category	FY07 Actual	FY08 Actual	FY09 Budget	FY10 Request	FY10 Approved	Inc/(Dec) Over FY09
Administrator (1)	30.55	31.65	31.15	35.15	34.29	3.14
Teacher (2)	385.53	403.49	406.37	435.49	417.42	11.05
Instructional Support (3)	106.21	115.28	115.69	118.54	115.38	(0.31)
Non-Instructional (4)	<u>58.55</u>	<u>56.77</u>	<u>54.41</u>	<u>59.09</u>	<u>54.26</u>	<u>(0.15)</u>
TOTALS	580.84	607.19	607.61	648.28	621.36	13.75

- (1) Central Administrators, Principals, Assistant Principals, House Administrators, System Directors, Department Chairs. These administrators hire, supervise and evaluate staff and other contracted employees.
- (2) Staff who provide direct instructional and/or professional services to students and who require certification and/or licenses (e.g., classroom teachers, guidance counselors, psychologists, nurses.)
- (3) Staff who do not require certification or license, and who support instruction (e.g., special education teaching assistants.) Instructional Full-time support staff, working 35 Hours/Week (7 Hrs/Day) or 32.5 Hours/Week (6.5 Hrs/Day) or more are 1.0 FTE.
- (4) Staff who provide secretarial or specialized support for the general operation of a department or entire school system (e.g., secretaries, clerks, school aides, etc.) Full-time clerical staff, workign 35 Hours/Wk or More are 1.0 FTE.

FY10 School Operating Budget FTE Detail

	Total FY06 Actual	Total FY07 Actual	Total FY08 Actual	Total FY09 Adopted	Total FY10 Request	Approved FY10 Admin	Approved FY10 Teacher	Approved FY10 Aide	Approved FY10 Non Instr	Approved FY10 Total
Administration										
School Committee	-	-	-	-	-	-	-	-	-	-
Superintendent	2.22	2.00	2.00	2.00	2.00	1.00	-	-	1.00	2.00
Director of Personnel	4.27	4.27	4.47	4.27	5.47	1.00	-	-	3.47	4.47
Director of Student Development	2.00	2.00	2.00	2.00	2.00	1.00	-	-	1.00	2.00
Director of Program Operations	2.00	2.00	2.00	2.00	2.00	1.00	-	-	1.00	2.00
Director of Financial Operations	4.20	4.20	4.20	4.20	4.20	0.79	-	-	3.20	3.99
Director of External Funding	0.25	0.25	0.25	0.25	0.25	0.10	-	-	-	0.10
Subtotal Administration	14.94	14.72	14.92	14.72	15.92	4.89	-	-	9.67	14.56
General Supplies & Services										
Professional Development	2.00	1.00	2.00	2.00	5.00	3.00	1.00	-	-	4.00
Broadmeadow	0.40	0.20	0.40	0.40	2.90	0.20	0.20	-	-	0.40
Eliot	0.40	0.20	0.40	0.40	0.40	0.20	0.20	-	-	0.40
Hillside	0.40	0.20	0.40	0.40	0.40	0.20	0.20	-	-	0.40
Mitchell	0.40	0.20	0.40	0.40	0.40	0.20	0.20	-	-	0.40
Newman	0.40	0.20	0.40	0.40	0.90	0.20	0.20	-	-	0.40
High Rock	-	-	-	-	-	1.00	-	-	-	1.00
Pollard	-	-	-	-	-	1.00	-	-	-	1.00
Employee Assistance Program	-	-	-	-	-	-	-	-	-	-
Staff 504 Accomodations	-	-	-	-	-	-	-	-	-	-
Salary Supplemental	-	-	-	-	-	-	-	-	-	-
Sub Callers	-	-	-	-	-	-	-	-	-	-
Substitutes	-	-	2.76	4.00	4.00	-	4.00	-	-	4.00
Curriculum Development	-	-	-	-	-	-	-	-	-	-
General Supplies, Services & Equip	-	-	-	-	-	-	-	-	-	-
Production Center/Mail Room	1.00	1.00	1.00	1.00	1.00	-	-	-	1.00	1.00
Administrative Technology	2.87	3.00	3.00	3.00	4.00	-	-	-	3.00	3.00
Transportation	1.61	1.86	2.00	1.50	1.50	-	-	-	1.25	1.25
Subtotal Gen. Supply & Svc.	7.48	6.86	10.76	11.50	15.50	3.00	5.00	-	5.25	13.25
Elementary										
Broadmeadow	28.55	30.79	31.79	31.72	30.51	1.50	25.00	-	3.71	30.21
Eliot	20.19	22.21	22.21	22.21	22.21	1.00	17.50	-	3.71	22.21
Hillside	20.36	22.36	21.36	21.36	22.26	1.00	16.50	-	3.76	21.26
Mitchell	24.73	24.07	25.09	24.86	26.86	1.00	22.00	-	3.86	26.86
Newman	36.41	37.93	38.29	37.43	38.22	2.00	29.00	-	4.79	35.79
Subtotal Elementary	130.24	137.36	138.74	137.58	140.07	6.50	110.00	-	19.83	136.33
Middle										
High Rock	-	-	-	-	23.00	1.00	20.00	-	2.00	23.00
Pollard Middle School	57.32	57.00	57.00	57.00	42.50	3.00	35.50	-	4.00	42.50
Subtotal Middle School	57.32	57.00	57.00	73.90	65.50	4.00	55.50	-	6.00	65.50
High School										
Needham High School	76.52	79.20	76.20	71.90	74.50	5.30	60.70	-	4.95	70.95
High School Athletics	1.91	2.00	2.00	2.00	2.00	1.00	-	-	1.00	2.00
Subtotal High School	78.43	81.20	78.20	73.90	76.50	6.30	60.70	-	5.95	72.95
Student Services										
Guidance	22.34	22.80	24.60	25.60	26.20	1.00	23.20	-	2.00	26.20
District	1.91	2.00	2.00	2.00	2.00	1.00	-	-	1.00	2.00
Broadmeadow	1.40	1.40	1.80	1.80	1.80	-	1.80	-	-	1.80
Eliot	1.00	1.60	1.40	1.40	1.40	-	1.40	-	-	1.40
Hillside	1.20	1.00	1.20	1.20	1.20	-	1.20	-	-	1.20
Mitchell	1.20	1.40	1.40	1.40	1.40	-	1.40	-	-	1.40
Newman	1.80	2.20	2.20	2.20	2.20	-	2.20	-	-	2.20
High Rock	-	-	-	-	2.10	-	2.10	-	-	2.10
Pollard	4.60	4.20	4.60	4.60	3.10	-	3.10	-	-	3.10
HS	8.83	9.00	10.00	11.00	11.00	-	10.00	-	1.00	11.00
Preschool	0.40	-	-	-	-	-	-	-	-	-

Continued on next page.

FY10 School Operating Budget FTE Detail


	Total FY06 Actual	Total FY07 Actual	Total FY08 Actual	Total FY09 Adopted	Total FY10 Request	Approved FY10 Admin	Approved FY10 Teacher	Approved FY10 Aide	Approved FY10 Non Instr	Approved FY10 Total
Psychology	3.00	3.50	4.70	4.50	4.70	-	4.50	-	-	4.50
<i>Broadmeadow</i>	0.34	0.30	0.60	0.40	0.40	-	0.40	-	-	0.40
<i>Eliot</i>	0.44	0.30	0.40	0.40	0.40	-	0.40	-	-	0.40
<i>Hillside</i>	0.34	0.30	0.40	0.40	0.40	-	0.40	-	-	0.40
<i>Mitchell</i>	0.34	0.30	0.40	0.40	0.40	-	0.40	-	-	0.40
<i>Newman</i>	0.44	0.30	0.40	0.40	0.40	-	0.40	-	-	0.40
<i>High Rock</i>	-	-	-	-	0.33	-	0.33	-	-	0.33
<i>Pollard</i>	0.60	1.00	1.00	1.00	0.67	-	0.67	-	-	0.67
<i>HS</i>	0.50	1.00	1.50	1.50	1.70	-	1.50	-	-	1.50
Nursing	8.50	8.00	8.50	9.00	9.78	1.00	7.58	-	-	8.58
<i>District</i>	0.60	1.10	0.60	0.50	1.00	1.00	-	-	-	1.00
<i>Broadmeadow</i>	1.00	1.00	1.00	2.00	1.28	-	1.28	-	-	1.28
<i>Eliot</i>	1.00	1.00	1.00	1.00	1.00	-	1.00	-	-	1.00
<i>Hillside</i>	1.00	1.00	1.00	1.00	1.00	-	1.00	-	-	1.00
<i>Mitchell</i>	1.00	1.00	1.00	1.00	1.00	-	1.00	-	-	1.00
<i>Newman</i>	1.00	0.50	1.00	1.00	1.00	-	1.00	-	-	1.00
<i>High Rock</i>	-	-	-	-	1.00	-	1.00	-	-	1.00
<i>Pollard</i>	1.50	1.00	1.50	1.50	1.50	-	0.30	-	-	0.30
<i>HS</i>	1.40	1.40	1.40	1.00	1.00	-	1.00	-	-	1.00
Special Education	116.26	150.19	161.06	163.44	172.57	4.00	63.64	102.14	0.86	170.64
<i>District</i>	6.94	7.66	10.55	12.31	11.51	3.00	4.88	2.77	0.86	11.51
<i>Broadmeadow</i>	11.19	14.70	16.70	12.70	14.27	-	4.50	9.57	-	14.07
<i>Eliot</i>	9.78	12.40	12.80	12.80	15.40	-	4.90	10.30	-	15.20
<i>Hillside</i>	9.33	13.17	14.90	14.90	18.15	-	4.15	13.80	-	17.95
<i>Mitchell</i>	10.49	12.00	11.50	11.00	10.90	-	3.40	6.80	-	10.20
<i>Newman</i>	15.38	20.90	26.46	25.50	27.00	-	7.50	19.30	-	26.80
<i>High Rock</i>	-	-	-	-	14.64	-	5.42	9.22	-	14.64
<i>Pollard</i>	25.59	34.30	33.30	33.80	20.88	-	9.38	11.30	-	20.68
<i>HS</i>	20.18	27.83	27.50	27.50	28.10	-	12.50	15.40	-	27.90
<i>Preschool</i>	7.38	7.23	7.35	12.93	11.72	1.00	7.01	3.71	-	11.72
Special Education Tuitions	-	-	-	-	-	-	-	-	-	-
Vocational Educaiton	-	-	-	-	-	-	-	-	-	-
English Language Learngers (ELL)	0.80	-	3.59	3.55	3.83	-	1.00	2.00	-	3.00
<i>District</i>	-	-	0.30	0.40	1.00	-	1.00	-	-	1.00
<i>Broadmeadow</i>	0.04	-	0.16	0.20	0.14	-	-	0.14	-	0.14
<i>Eliot</i>	0.04	-	0.53	0.59	0.43	-	-	0.43	-	0.43
<i>Hillside</i>	0.04	-	0.93	0.77	0.57	-	-	0.57	-	0.57
<i>Mitchell</i>	0.04	-	0.54	0.21	0.15	-	-	0.15	-	0.15
<i>Newman</i>	0.04	-	0.32	0.21	0.15	-	-	0.15	-	0.15
<i>High Rock</i>	-	-	-	-	-	-	-	-	-	-
<i>Pollard</i>	-	-	0.14	0.35	0.56	-	-	0.56	-	0.56
<i>HS</i>	0.60	-	0.67	0.83	0.83	-	-	-	-	-
Reading	7.00	7.00	7.40	7.40	8.40	-	7.40	-	-	7.40
<i>Broadmeadow</i>	1.40	1.40	1.80	1.80	1.80	-	1.80	-	-	1.80
<i>Eliot</i>	1.00	1.00	1.00	1.00	1.30	-	1.00	-	-	1.00
<i>Hillside</i>	1.30	1.30	1.30	1.30	2.00	-	1.30	-	-	1.30
<i>Mitchell</i>	1.30	1.30	1.30	1.30	1.30	-	1.30	-	-	1.30
<i>Newman</i>	2.00	2.00	2.00	2.00	2.00	-	2.00	-	-	2.00
Student 504 Compliance	0.71	-	-	1.50	0.50	-	-	0.50	-	0.50
K-12 Attendance	-	-	-	-	-	-	-	-	-	-
Subtotal Student Services	158.61	191.49	209.85	214.99	225.98	6.00	107.32	104.64	2.86	220.82
K-12 Specialist Instruction										
Science Center	4.23	-	3.00	3.00	3.00	-	1.00	2.00	-	3.00
<i>Broadmeadow</i>	0.85	-	0.60	0.60	0.60	-	0.20	0.40	-	0.60
<i>Eliot</i>	0.85	-	0.60	0.60	0.60	-	0.20	0.40	-	0.60
<i>Hillside</i>	0.85	-	0.60	0.60	0.60	-	0.20	0.40	-	0.60
<i>Mitchell</i>	0.85	-	0.60	0.60	0.60	-	0.20	0.40	-	0.60
<i>Newman</i>	0.85	-	0.60	0.60	0.60	-	0.20	0.40	-	0.60

Continued on next page.

FY10 School Operating Budget FTE Detail

	Total FY06 Actual	Total FY07 Actual	Total FY08 Actual	Total FY09 Adopted	Total FY10 Request	Approved FY10 Admin	Approved FY10 Teacher	Approved FY10 Aide	Approved FY10 Non Instr	Approved FY10 Total
Educational Technology	11.32	12.43	12.00	12.40	14.50	-	6.70	6.20	-	12.90
District	1.00	1.00	1.00	1.00	1.00	-	-	1.00	-	1.00
Broadmeadow	0.60	0.60	0.60	0.60	0.60	-	0.60	-	-	0.60
Eliot	0.50	0.60	0.60	0.60	0.60	-	0.60	-	-	0.60
Hillside	0.50	0.50	0.50	0.50	0.50	-	0.50	-	-	0.50
Mitchell	0.50	0.40	0.40	0.40	0.40	-	0.40	-	-	0.40
Newman	0.50	0.50	0.50	0.50	0.70	-	0.50	-	-	0.50
High Rock	-	-	-	-	1.70	-	1.10	0.60	-	1.70
Pollard	4.00	4.00	4.00	4.00	4.40	-	2.00	1.40	-	3.40
HS	3.72	4.83	4.40	4.80	4.60	-	1.00	3.20	-	4.20
Media Services	12.04	11.88	12.74	12.74	13.84	-	7.90	2.54	2.00	12.44
District	0.95	1.00	1.00	1.00	1.00	-	-	1.00	-	1.00
Broadmeadow	1.17	1.20	1.20	1.20	1.20	-	1.00	-	0.20	1.20
Eliot	0.97	0.80	0.80	0.80	0.90	-	0.60	-	0.20	0.80
Hillside	1.17	0.90	1.10	1.10	1.00	-	0.70	-	0.20	0.90
Mitchell	1.17	0.90	0.90	0.90	0.90	-	0.70	-	0.20	0.90
Newman	1.17	1.40	1.80	1.80	1.80	-	1.40	-	0.20	1.60
High Rock	-	-	-	-	1.00	-	1.00	-	-	1.00
Pollard	1.83	2.00	2.00	2.00	2.00	-	1.00	-	1.00	2.00
HS	3.61	3.68	3.94	3.94	4.04	-	1.50	1.54	-	3.04
K-12 Dir. Media & Tech Services	1.91	2.00	2.00	2.00	2.00	1.00	-	-	1.00	2.00
Physical Education	17.00	15.80	16.80	16.80	18.20	-	17.00	-	-	17.00
Broadmeadow	1.00	1.00	1.20	1.20	1.50	-	1.20	-	-	1.20
Eliot	1.00	0.80	0.80	0.80	0.90	-	0.80	-	-	0.80
Hillside	1.00	0.80	0.80	0.80	1.00	-	0.80	-	-	0.80
Mitchell	1.00	1.00	0.80	0.80	1.00	-	0.60	-	-	0.60
Newman	1.50	1.20	1.20	1.20	1.40	-	1.20	-	-	1.20
High Rock	-	-	-	-	2.18	-	2.18	-	-	2.18
Pollard	5.50	5.00	6.00	6.00	4.02	-	4.02	-	-	4.02
HS	6.00	6.00	6.00	6.00	6.20	-	6.20	-	-	6.20
Health Education (MS)	1.50	1.00	1.00	1.00	1.20	-	1.20	-	-	1.20
High Rock	-	-	-	-	0.53	-	0.53	-	-	0.53
Pollard	1.50	1.00	1.00	1.00	0.67	-	0.67	-	-	0.67
K-12 Dir. Health & Phys. Ed.	1.33	2.00	2.00	1.80	1.80	0.80	-	-	0.80	1.60
Fine Arts	15.20	14.90	15.00	15.00	15.00	-	15.00	-	-	15.00
Broadmeadow	0.77	0.77	0.90	0.90	0.90	-	0.90	-	-	0.90
Eliot	0.60	0.60	0.60	0.60	0.60	-	0.60	-	-	0.60
Hillside	0.60	0.60	0.60	0.60	0.60	-	0.60	-	-	0.60
Mitchell	0.80	0.80	0.80	0.80	0.80	-	0.80	-	-	0.80
Newman	1.10	1.10	1.10	1.10	1.10	-	1.10	-	-	1.10
High Rock	-	-	-	-	0.90	-	0.90	-	-	0.90
Pollard	4.33	4.03	4.00	4.00	3.10	-	3.10	-	-	3.10
HS	7.00	7.00	7.00	7.00	7.00	-	7.00	-	-	7.00
Performing Arts	12.60	11.50	11.18	11.39	11.97	-	10.60	-	-	10.60
Broadmeadow	1.34	1.84	1.74	1.82	1.29	-	1.06	-	-	1.06
Eliot	1.04	1.04	1.01	1.02	1.14	-	0.96	-	-	0.96
Hillside	1.14	1.04	1.01	1.02	1.16	-	0.96	-	-	0.96
Mitchell	1.24	1.24	1.21	1.22	1.56	-	1.36	-	-	1.36
Newman	2.14	1.24	1.21	1.21	1.42	-	1.16	-	-	1.16
High Rock	-	-	-	-	1.77	-	1.77	-	-	1.77
Pollard	3.70	3.10	3.00	3.10	1.33	-	1.33	-	-	1.33
HS	2.00	2.00	2.00	2.00	2.30	-	2.00	-	-	2.00
K-12 Dir. Fine & Perf. Arts	1.83	2.00	2.00	2.00	1.50	1.00	-	-	0.90	1.90
World Languages	21.60	18.40	19.20	19.00	24.50	-	19.50	-	-	19.50
Broadmeadow	0.60	-	-	-	0.70	-	-	-	-	-
Eliot	0.50	-	-	-	0.40	-	-	-	-	-
Hillside	0.50	-	-	-	0.40	-	-	-	-	-
Mitchell	0.70	-	-	-	0.60	-	-	-	-	-
Newman	0.90	-	-	-	0.90	-	-	-	-	-
High Rock	-	-	-	-	2.10	-	2.10	-	-	2.10
Pollard	6.00	6.00	6.40	6.20	5.90	-	4.90	-	-	4.90
HS	12.40	12.40	12.80	12.80	13.50	-	12.50	-	-	12.50
K-12 Dir. World Languages	0.50	0.30	0.80	0.80	1.30	0.80	-	-	-	0.80
Subtotal K-12 Specialists	101.06	92.21	97.72	97.93	108.81	3.60	78.90	10.74	4.70	97.94
GRAND TOTAL	548.08	580.84	607.19	607.61	648.28	34.29	417.42	115.38	54.26	621.36

This page is intentionally blank.



Needham, Massachusetts

*Operating Budget-
Administration*

FY10 School Committee Budget Request
Needham Public Schools
 School Committee 3010

Fiscal Year: 2010

	FY07 ACTUAL	FY08 ACTUAL	FY09 TM BUDGET	FY10 TL REQUEST	FY10 APPROVED	\$ CHG	% CH
Salaries							
Purchase of Services	214,837	105,719	162,150	162,150	147,821	-14,329	-8.84%
Expense	13,492	12,405	12,750	12,750	12,750		
Capital							
TOTAL	228,329	118,124	174,900	174,900	160,571	-14,329	-8.19%

Budget Overview:

The Needham School Committee acts as agent of the Commonwealth in the operation of educational facilities within its jurisdiction; it is responsible for the fulfillment of statutory mandates and it interprets the educational needs of the community through the formulation of policies that stimulate the learning process.

FY09 (Current Year) Department Staffing:

The School Committee is comprised of seven elected members, who are not paid for their services.

FTE Operating	FY08 Actuals	FY09 Budget	FY10 TL Request	FY10 TL Recomm.	FY10 /FY09 Inc/Dec
Admin	0.00	0.00	0.00	0.00	0.00
Teachers	0.00	0.00	0.00	0.00	0.00
Aides	0.00	0.00	0.00	0.00	0.00
Clerical	0.00	0.00	0.00	0.00	0.00
Total	0.00	0.00	0.00	0.00	0.00

Critical Issues:

Budgetary constraints also make it increasingly difficult to provide the high quality education the school system has always delivered, within the context of advancing the District's goals and objectives.

Facility maintenance, renovation and space are pressing issues for the School Department.

Critical Issues Addressed:

The budget seeks to advance the District's priorities, within the context of limited resources.

Capital requests have been submitted to address facility issues.

Goals and Objectives:

The School Committee supports all District goals and objectives.

Funding Recommendation

The FY10 budget recommendation for this department is **\$160,571**, which represents a **\$-14,329 (-8%)** change over FY09. The **\$160,571** request includes a baseline budget of **\$174,900**, which is level funded from FY09, plus **\$-14,329** in recommended additional funding requests. The recommended additional funding requests are detailed below:

Additional Funds Request - Reduce Legal Fees [Base] [1M2206]

Amount Recomm	Original Request	Request Description & Funding Recommendation
-\$14,329		The School Committee voted to reduce budgeted funds for legal expenses, due on budget constraints.

FY10 School Committee Budget Request
Needham Public Schools
 Superintendent 3020

Fiscal Year: 2010

	FY07 ACTUAL	FY08 ACTUAL	FY09 TM BUDGET	FY10 TL REQUEST	FY10 APPROVED	\$ CHG	% CH
Salaries	216,620	220,705	235,398	260,723	260,723	25,325	10.76%
Purchase of Services	2,500						
Expense	3,551	2,530	2,441	2,441	2,441		
Capital							
TOTAL	222,671	223,234	237,839	263,164	263,164	25,325	10.65%

Budget Overview:

The Superintendent provides leadership in developing and managing the highest quality educational programs and services possible and is the Chief Executive Officer of the School Committee in charge of the day-to-day operation of the school district. He is responsible for maintaining open lines of communication with other departments of the Town as well as parents and other members of the community.

FY09 (Current Year) Department Staffing:

This office is staffed by the Superintendent (1.0 FTE) and a full-time Executive Secretary (1.0 FTE.) The stipend position of School Committee note taker also is funded from this cost center.

FTE Operating	FY08 Actuals	FY09 Budget	FY10 TL Request	FY10 TL Recom.	FY10 /FY09 Inc/Dec
Admin	1.00	1.00	1.00	1.00	0.00
Teachers	0.00	0.00	0.00	0.00	0.00
Aides	0.00	0.00	0.00	0.00	0.00
Clerical	1.00	1.00	1.00	1.00	0.00
Total	2.00	2.00	2.00	2.00	0.00

Critical Issues:

Budgetary constraints also make it increasingly difficult to provide the high quality education the school system has always delivered, within the context of advancing the District's goals and objectives.

Facility maintenance, renovation and space are pressing issues for the School Department.

Critical Issues Addressed:

The budget seeks to advance the District's priorities, within the context of limited resources.

Capital requests have been submitted to address facility issues.

Goals and Objectives:

The superintendent will implement the 2008-2009 District goals as adopted by the School Committee. These goals are integrated into the 2009-2010 budget document.

Funding Recommendation

The FY10 budget recommendation for this department is **\$263,164**, which represents a **\$25,325 (11%)** change over FY09. The **\$263,164** request includes a baseline budget of **\$263,164**, which increases by \$25,325 to fund contractual salary requirements, plus **\$0** in recommended additional funding requests. The recommended additional funding requests are detailed below:

Additional Funds Request - Blank Record for Printing [X] [M]

Amount Recomm	Original Request	Request Description & Funding Recommendation
------------------	---------------------	--

FY10 School Committee Budget Request
Needham Public Schools
 Director of Personnel 3030

Fiscal Year: 2010

	FY07 ACTUAL	FY08 ACTUAL	FY09 TM BUDGET	FY10 TL REQUEST	FY10 APPROVED	\$ CHG	% CH
Salaries	272,195	304,834	285,312	358,022	308,022	22,710	7.96%
Purchase of Services		150	21,200	21,200	21,200		
Expense	9,295	9,704	2,062	21,662	2,062		
Capital							
TOTAL	281,490	314,688	308,574	400,884	331,284	22,710	7.36%

Budget Overview:

The Office of Human Resources supervises the hiring and evaluation of 1,100 staff in the Needham Public Schools, oversees the staff development program for the school system, submits and maintains CORI request forms, participates in contract negotiations, and manages all issues facing school personnel.

FY09 (Current Year) Department Staffing:

Budgeted staff include the Director of Personnel Resources (1.0 FTE), a full-time secretary (1.0 FTE), a part-time secretary (0.57 FTE), and 1.7 payroll clerks (one of whom is shared 30% with the Kindergarten After School Enrichment Program.)

FTE Operating	FY08 Actuals	FY09 Budget	FY10 TL Request	FY10 TL Recom.	FY10 /FY09 Inc/Dec
Admin	1.00	1.00	1.00	1.00	0.00
Teachers	0.00	0.00	0.00	0.00	0.00
Aides	0.00	0.00	0.00	0.00	0.00
Clerical	3.47	3.27	4.47	3.47	0.20
Total	4.47	4.27	5.47	4.47	0.20

Critical Issues:

Critical issues facing the Human Resources Department include the hiring and retention of qualified administrators, teachers, and support personnel. This budget requests funds to assist with the recruitment and retention of teachers, including teachers of color.

Additional critical issues facing the Human Resource Department includes the difficulty in obtaining substitute teachers for those teachers who are absent due to illness, professional development, or personal days. In the last two years, the district averages 3000 absences per year, requiring substitute teachers to fill those vacancies. The Human Resource office is developing a comprehensive program to recruit, train and supervise these important staff members who provide a significant service to the students of the Needham Public Schools.

Providing comprehensive human resource services to the employees of the NPS will continue to be a priority of this department. HR staffing levels continue to be problematic and projects and deadlines are delayed due to the lack of adequate staffing. In order to move the department forward and provide the necessary support to principals, department heads and all members of the school department, an increase in staffing is requested.

An additional critical issue centers on the number of NPS staff who are seeking FMLA and extended leave for the purposes of parental leave. It is expected that the number of staff members requesting this leave will continue in FY10.

Critical Issues Addressed:

This budget addresses the critical issues of this department by: requesting funds to assist with teacher recruitment and retention; continuing the Department's initiative to "professionalize the substitute profession" through improved recruitment and retention, mentoring and training; and improved Human Resource services, through the addition of an HR Generalist, as well as professional development for HR staff.

Goals and Objectives:

The operations of this office support District Goal 4.4: Core services including staff recruitment, compensation and benefits management, employee relations and human resource information management will promote a safe and healthy work place that facilitates and promotes a positive work ethic and reflects the District's core values.

Funding Recommendation

The FY10 budget recommendation for this department is **\$331,284**, which represents a **\$22,710 (7%)** change over FY09. The **\$331,284** request includes a baseline budget of **\$331,284**, which increases \$22,710 over FY09 (reflecting \$14,745 in contractual salary obligations and 1.4 additional clerical hours/day for the part-time secretary, \$7,965, reallocated from other departments), plus **\$0** in recommended additional funding requests. The recommended additional funding requests are detailed below:

FY10 School Committee Budget Request
Needham Public Schools
 Director of Personnel 3030

Fiscal Year: 2010

Additional Funds Request - Human Resource Generalist [Program Improvement] [2M3060]

Amount Recomm	Original Request	Request Description & Funding Recommendation
\$0	\$52,500	<p>The current staffing in the HR office cannot effectively meet the demands of the district. The Operations Study recently conducted by Evergreen Solutions indicated the the ratio of staff to employees is 1:235, where the traditional benchmark for human resource staffing is one for every 150 employees served. Evergreen's recommendation was to hire a full-time Human Resource Generalist (1.0FTE) which "will bring the ratio to a more acceptable level of 1:140." Specifically, the HR Generalist would be responsible for supporting the following areas:</p> <ul style="list-style-type: none"> -Overall hiring, training and evaluation of substitute teachers in the district -Overall hiring of teaching assistants -Assistant in -Oversight and maintenance of HR technology systems including AppliTrack, Aesop, Sub-Hub and My Learning Plan -Benefits management -Assist with recruitment fairs, particularly those out of state -Salary and compensation reviews of all classifications (except secretaries) in the district -Assist in maintenance of all licensed employees -CORI management of all employees -Implementation and oversight of professional staff mandatory Individual Professional Development Plan <p>The Superintendent did not recommend funding for this request, due to budgetary constraints.</p>

Additional Funds Request - Human Resource Department Training [Program Improvement] [2M3063]

Amount Recomm	Original Request	Request Description & Funding Recommendation
\$0	\$5,000	<p>As recommended by the Operations Study completed by Evergreen, this request will address the ongoing training needs of Human Resources Department personnel, including FSLA and employee relations law training. The Superintendent did not recommend funding for this request, due to budgetary constraints.</p>

Additional Funds Request - Employee Handbook Software [Program Improvement] [2M3064]

Amount Recomm	Original Request	Request Description & Funding Recommendation
\$0	\$200	<p>As recommended by the recent Operations Study completed by Evergreen, the Human Resources Department will develop an employee handbook. This request will purchase software to facilitate the creation of that handbook. The Superintendent did not recommend funding for this request, due to budgetary constraints. However, the Superintendent supports using unspent FY09 budget funds, as available, to meet this need, in whole or in part.</p>

Additional Funds Request - Employee ID System [Program Improvement] [2M3070]

Amount Recomm	Original Request	Request Description & Funding Recommendation
\$0	\$3,000	<p>This request is to purchase hardware and software to allow for employee ID badges and to import employee photos into the Human Resources Information Management System (HRIS.) The Superintendent did not recommend funding for this request, due to budgetary constraints. However, the Superintendent supports using unspent FY09 budget funds, as available, to meet this need, in whole or in part.</p>

Additional Funds Request - Additional Funds for Recruitment/Job Fairs for Human Resources [Program Improvement] [2M3072]

Amount Recomm	Original Request	Request Description & Funding Recommendation
\$0	\$5,200	<p>The Human Resource office would like to attend out of state recruitment fairs, particularly in New England, Washington DC, and Philadelphia; additional funds are needed for travel. This request also includes funds to attend the American Association of School Personnel Administrator's yearly conference. The Superintendent did not recommend funding for this request, due to budgetary constraints.</p>

FY10 School Committee Budget Request
Needham Public Schools
Director of Personnel 3030

Fiscal Year: 2010

Additional Funds Request - Additional Funding for Human Resources Office Supplies [Program Improvement] [2M3078]

Amount Recomm	Original Request	Request Description & Funding Recommendation
\$0	\$2,500	The HR office requires more funds than the \$493 allocated in FY09. FY08 actual expenditures were \$2,951. The Superintendent did not recommend funding for this request, due to budgetary constraints.

Additional Funds Request - Human Resource Director In-State Travel Funding Increase [Program Improvement] [2M3081]

Amount Recomm	Original Request	Request Description & Funding Recommendation
\$0	\$1,200	The Human Resources Director currently has \$300 allocated for in state travel. Association meetings, conferences and recruitment fairs require an increase in this line item. The Superintendent did not recommend funding for this request, due to budgetary constraints.

FY10 School Committee Budget Request
Needham Public Schools
 Director of Student Development 3031

Fiscal Year: 2010

	FY07 ACTUAL	FY08 ACTUAL	FY09 TM BUDGET	FY10 TL REQUEST	FY10 APPROVED	\$ CHG	% CH
Salaries	177,013	172,646	175,214	174,894	174,894	-320	-0.18%
Purchase of Services Expense	1,555	1,707	1,962	1,962	1,962		
Capital							
TOTAL	178,568	174,354	177,176	176,856	176,856	-320	-0.18%

Budget Overview:

The Student Services Department provides for the mandated services required under the Individuals with Disabilities Education Act (IDEA), Section 504 of the Rehabilitation Act, No Child Left Behind (NCLB), Title 1, Massachusetts Student Records, the McKinney-Vento Act, and Massachusetts Attendance Laws, including home-educated students.

The Department also has responsibility for services provided under the following departments: Guidance, METCO, Student Health Services, Community Education, and grants.

FY09 (Current Year) Department Staffing:

This office is staffed by the Director of Student Development (1.0 FTE) and a full-time secretary (1.0 FTE).

FTE Operating	FY08 Actuals	FY09 Budget	FY10 TL Request	FY10 TL Recom.	FY10 /FY09 Inc/Dec
Admin	1.00	1.00	1.00	1.00	0.00
Teachers	0.00	0.00	0.00	0.00	0.00
Aides	0.00	0.00	0.00	0.00	0.00
Clerical	1.00	1.00	1.00	1.00	0.00
Total	2.00	2.00	2.00	2.00	0.00

Critical Issues:

School enrollments are increasing, and along with them, we are seeing a greater incidence of children with medical and special education needs. Along with the increasing numbers, the severity of needs among these children also is increasing. Needham is not unique. Within the past 10 years, the rate of autism in the United States has grown more than 1000% and neurological impairments by over 5000%. Additional funding requests to meet these service needs are contained in the Special Education and Nursing budgets.

Critical Issues Addressed:

We are recommending that the budget include an expansion of programming for students on the autism spectrum, medically involved children as well as for high school students with significant learning disabilities who require specialized instruction and support within their academic program.

Goals and Objectives:

The Special Education Department has three primary goals this year, which the additional funds requests support: improving the continuum of services that are available for children on the autism spectrum; developing options at the secondary level for children with psychiatric issues; and continuing to develop programming in the area of pragmatic language. These department goals fit within the District's larger goals of providing standards-based education for students (Goal 1) and promoting student wellness/social emotional learning (Goal 2.)

Funding Recommendation

The FY10 budget recommendation for this department is **\$176,856**, which represents a **\$-320 (-0%)** change over FY09. The **\$176,856** request includes a baseline budget of **\$176,856**, which decreases by \$320 from FY09, reflecting the combined impact of turnover in the Director position and contractual salary obligations, plus \$0 in recommended additional funding requests. The recommended additional funding requests are detailed below:

Additional Funds Request - Blank Record for Printing [X] [M]

Amount Recomm	Original Request	Request Description & Funding Recommendation

FY10 School Committee Budget Request
Needham Public Schools
 Director of Program Development 3032

Fiscal Year: 2010

	FY07 ACTUAL	FY08 ACTUAL	FY09 TM BUDGET	FY10 TL REQUEST	FY10 APPROVED	\$ CHG	% CH
Salaries	161,713	172,486	175,947	187,695	187,695	11,748	6.68%
Purchase of Services	596						
Expense	3,555	5,360	2,062	3,519	3,519	1,457	70.66%
Capital							
TOTAL	165,863	177,846	178,009	191,214	191,214	13,205	7.42%

Budget Overview:

The Office of Program Development articulates, coordinates, & implements curriculum & instructional programs, pre-K-12. It provides for the development, support, and implementation of curriculum, insures that the curriculum is aligned with mandated Education Reform Act curriculum frameworks, and insures that the curriculum and instructional practices comply with those articulated by the No Child Left Behind Act (NCLB) for regular education programs. This office also is responsible for the regular evaluation and revision of all curriculum & instructional practices, pre-K-12.

Additionally, the Department has responsibility for services provided under the state mandated English Language Learner (ELL) program as well as for the oversight of the Reading, Fine & Performing Arts, Technology/Media, Foreign Language, & Physical Education/Health programs.

FY09 (Current Year) Department Staffing:

This office is staffed by the Director of Program Development (1.0 FTE) and a full-time secretary (1.0 FTE).

FTE Operating	FY08 Actuals	FY09 Budget	FY10 TL Request	FY10 TL Recom.	FY10 /FY09 Inc/Dec
Admin	1.00	1.00	1.00	1.00	0.00
Teachers	0.00	0.00	0.00	0.00	0.00
Aides	0.00	0.00	0.00	0.00	0.00
Clerical	1.00	1.00	1.00	1.00	0.00
Total	2.00	2.00	2.00	2.00	0.00

Critical Issues:

The systematic review and maintenance of curriculum requires sufficient resources for curriculum development, professional development, and materials to support the recommendations that result from program reviews and the implementation of systems to support curriculum management and assess student work.

Critical Issues Addressed:

Requested curriculum development funds to support the recommendations that come from the systematic review and ongoing maintenance of curriculum.

Goals and Objectives:

The department of Program Development supports the District's goal of refining standard base learning (Goal 1.)

Funding Recommendation

The FY10 budget recommendation for this department is **\$191,214**, which represents a **\$13,205 (7%)** change over FY09. The **\$191,214** request includes a baseline budget of **\$189,919**, which reflects the net impact of \$11,748 in contractual salary obligations, and a \$162 transfer of operational expense in from the Reading Cost Center, plus **\$1,295** in recommended additional funding requests. The recommended additional funding requests are detailed below:

Additional Funds Request - Increase in Software License Expense - Online Survey Development [Base] [4M2083]

Amount Recomm	Original Request	Request Description & Funding Recommendation
\$1,295	\$1,295	A recent initiative was to consolidate online surveys deployed throughout the District. Scantron is the survey tool currently used, for which we pay a \$500 maintenance agreement. An upgrade to this license (to allow online survey development) was purchased in 2009; additional funds are now required to pay the ongoing additional maintenance expense of \$1295 per year (for total annual maintenance costs of \$1795.)

FY10 School Committee Budget Request
Needham Public Schools
 Director of Financial Operations 3040

Fiscal Year: 2010

	FY07 ACTUAL	FY08 ACTUAL	FY09 TM BUDGET	FY10 TL REQUEST	FY10 APPROVED	\$ CHG	% CH
Salaries	246,104	260,084	277,672	297,654	272,654	-5,018	-1.81%
Purchase of Services Expense	29,384	18,895	11,096	11,096	11,096		
Capital	6,632	16,842	3,988	3,988	3,988		
TOTAL	282,121	295,821	292,756	312,738	287,738	-5,018	-1.71%

Budget Overview:

The Financial Operations office provides financial management for the School Department, including the development and oversight of school financial policy and budgets, forecasting, reporting, procurement, accounting and accounts payable/receivable. This department also oversees the following non-academic support functions: Pupil Transportation, Cafeteria Services, Production Center/Mail Room Services and General Services/Supplies.

FY09 (Current Year) Department Staffing:

This office is staffed by the Director of Financial Operations (1.0 FTE), a full-time Assistant (1.0 FTE), an Accounting Supervisor (1.0 FTE), and two full-time Accounts Payable/Receivable clerks (one of whom is funded 80% by grants, or 1.2 FTE.)

	FTE Operating	FY08 Actuals	FY09 Budget	FY10 TL Request	FY10 TL Recom.	FY10 /FY09 Inc/Dec
Admin	1.00	1.00	1.00	1.00	0.79	-0.21
Teachers	0.00	0.00	0.00	0.00	0.00	0.00
Aides	0.00	0.00	0.00	0.00	0.00	0.00
Clerical	3.20	3.20	3.20	3.20	3.20	0.00
Total	4.20	4.20	4.20	4.20	3.99	-0.21

Critical Issues:

The operating budget of the Financial Operations Office, which includes the accounting unit, is underfunded, following an FY01 reallocation of expenses to other Central Office administrators.

Critical Issues Addressed:

Prior year budget requests have sought to partially restore the loss in operational funding, however, given the current economic climate, this request is deferred to FY11.

Goals and Objectives:

The operations of this department support District Goal 4.1, related to planning and budgeting, and District Goal 4.3, related to providing modern and efficient systems to manage school operations and support student learning.

Funding Recommendation

The FY10 budget recommendation for this department is **\$287,738**, which represents a **\$-5,018 (-2%)** change over FY09. The **\$287,738** request includes a baseline budget of **\$312,738**, which increases \$19,982 over the prior year to meet contractual salary obligations, plus **\$-25,000** in recommended additional funding requests. The recommended additional funding requests are detailed below:

Additional Funds Request - Administration Cost Offset - Food Services [Base] [5M2177]

Amount	Original Request	Request Description & Funding Recommendation
-\$25,000		The Superintendent recommends offsetting \$25,000 of the Director of Financial Operations salary with food services funds. The Director supervises the Food Services Director, and provides direction on operating, financial and policy issues to the Food Services program.

FY10 School Committee Budget Request
Needham Public Schools
 Director of External Funding 3050

Fiscal Year: 2010

	FY07 ACTUAL	FY08 ACTUAL	FY09 TM BUDGET	FY10 TL REQUEST	FY10 APPROVED	\$ CHG	% CH
Salaries	18,370	21,654	22,059	23,290	10,054	-12,005	-54.42%
Purchase of Services Expense		131	127	127	127		
Capital							
TOTAL	18,370	21,785	22,186	23,417	10,181	-12,005	-54.11%

Budget Overview:

The Office of External Funding solicits external grant funding to support District programs and goals. The office also develops and coordinates communications plans as needed, including producing the annual Performance Report.

FY09 (Current Year) Department Staffing:

This office is staffed by the Director of Community Education and External Funding, who spends 25% of her time working with grants (0.25 FTE).

FTE Operating	FY08 Actuals	FY09 Budget	FY10 TL Request	FY10 TL Recom.	FY10 /FY09 Inc/Dec
Admin	0.25	0.25	0.25	0.10	-0.15
Teachers	0.00	0.00	0.00	0.00	0.00
Aides	0.00	0.00	0.00	0.00	0.00
Clerical	0.00	0.00	0.00	0.00	0.00
Total	0.25	0.25	0.25	0.10	-0.15

Critical Issues:

Success in attracting grants increased steadily from FY'98 to FY'02 then leveled. Two factors make it difficult to maintain grant revenues: shrinking competitive funds at the State/Federal level, and a focus on low-performing communities as a result of the No Child Left Behind Act. In many grant categories from both government and private funders, high performing communities like Needham are not eligible to compete.

Critical Issues Addressed:

The Director is funded at .25 FTE to oversee grants and communications. A very small supplies budget covers Federal Express fees for grant submissions and office supplies. Given the shrinking external funding arena, the Director's time is equally focused on improving strategic planning to maximize the impact of existing human and fiscal resources, and on proactive communications to engage the community in dialog and understanding about the schools.

Goals and Objectives:

The office seeks grant money to support district goals and objectives. The district priorities are used to evaluate grant opportunities and help to decide which funding opportunities are appropriate to pursue.


Funding Recommendation

The FY10 budget recommendation for this department is **\$10,181**, which represents a **\$-12,005 (-54%)** change over FY09. The **\$10,181** request includes a baseline budget of **\$23,417**, which increases \$1231 over the prior year to meet contractual salary obligations, plus **\$-13,236** in recommended additional funding requests. The recommended additional funding requests are detailed below:

Additional Funds Request - Shift 0.15 FTE Director External Funding to Community Education [Base] [6M2192]

Amount Recomm	Original Request	Request Description & Funding Recommendation
-\$13,236		The Superintendent recommends shifting 0.15 FTE of the Director of Community Education's salary to the Community Education Fee-Based Program. This reallocation leaves 10% of that position within the operating budget, in recognition of District-based communications and planning work. An additional 27% of the salary of this position is allocated to grants overhead, to account for grant writing responsibilities. The balance of the salary of this position is allocated to the various functions of Community Education: KASE, EASE, PAS, Adult Education, Summer Education and tutoring.

This page is intentionally blank.



Needham, Massachusetts

*Operating Budget
General Services*

FY10 School Committee Budget Request
Needham Public Schools
 Professional Development 3110

Fiscal Year: 2010

	FY07 ACTUAL	FY08 ACTUAL	FY09 TM BUDGET	FY10 TL REQUEST	FY10 APPROVED	\$ CHG	% CH
Salaries	239,348	357,108	370,847	608,295	552,345	181,498	48.94%
Purchase of Services Expense	69,173	48,273	34,550	45,550	30,300	-4,250	-12.30%
Capital	44,718	6,414	73,480	83,780	78,480	5,000	6.80%
TOTAL	353,238	411,795	478,877	737,625	661,125	182,248	38.06%

Budget Overview:

The Professional Development Program provides professional development courses and workshops for all teachers in the Needham Public Schools. The program provides for curriculum development; mentor training and support with stipends; summer professional development; substitutes for teachers to participate in professional development; tuition reimbursement for teachers and secretaries by contract; and systemwide memberships in professional organizations.

FY09 (Current Year) Department Staffing:

This cost center is staffed by 2.0 FTE full-time Instructional Leaders for Math and English Language Arts. This cost center also provides funds for substitutes, stipends and other types of supplemental payments for professional development activities.

FTE Operating	FY08 Actuals	FY09 Budget	FY10 TL Request	FY10 TL Recom.	FY10 /FY09 Inc/Dec
Admin	1.00	1.00	3.00	3.00	2.00
Teachers	1.00	1.00	2.00	1.00	0.00
Aides	0.00	0.00	0.00	0.00	0.00
Clerical	0.00	0.00	0.00	0.00	0.00
Total	2.00	2.00	5.00	4.00	2.00

Critical Issues:

The critical issue facing the program is continuing to provide a high quality professional development program, that meets the needs of the staff and is consistent with the systemwide goals. Although sufficient funds are budgeted to offer high quality professional development opportunities to staff, the District is experiencing difficulty in recruiting substitutes for teachers engaged in professional development activities.

In FY10, the Human Resource office will make it a priority to offer professional development to our secretaries and teaching assistants in the District. It is clear that we have a very good professional development program for teachers, and we must address the ongoing training needs for secretaries and TA's.

Critical Issues Addressed:

An increase in the per diem rate for professional development substitutes is requested, to improve recruitment in this area. In addition, a budget request for professional development for secretaries and teaching assistants is included for FY10.

Goals and Objectives:

The activities of the professional development department support District Goal 4.4: Core services including staff recruitment, compensation and benefits management, employee relations and human resource information management will promote a safe and healthy work place that facilitates and promotes a positive work ethic and reflects the District's core values.

Funding Recommendation

The FY10 budget recommendation for this department is **\$661,125**, which represents a **\$182,248 (38%)** change over FY09. The **\$661,125** request includes a baseline budget of **\$510,408**, which increases \$31,531 from FY09 (reflecting a \$21,500 increase in contractual professional development expense for non-union employees and secretaries and a \$10,031 increase in contractual salary requirements), plus **\$150,717** in recommended additional funding requests. The recommended additional funding requests are detailed below:

Additional Funds Request - Human Resources Supplies & Materials [Program Improvement] [2M3071]

Amount Recomm	Original Request	Request Description & Funding Recommendation
\$0	\$5,300	This request provides additional funding for Human Resources supplies and materials for mentor meetings, substitute meetings, the Professional Status Celebration, and the Retirement Celebration. The Superintendent did not recommend funding for this request, due to budgetary constraints.

FY10 School Committee Budget Request
Needham Public Schools
 Professional Development 3110

Fiscal Year: 2010

Additional Funds Request - Professional Development for Secretaries and Teaching Assistants [Program Improvement] [2M3075]

Amount Recomm	Original Request	Request Description & Funding Recommendation
\$0	\$10,000	As recommended by the Evergreen Operations and Classification Study, the District would like to provide professional development opportunities for the secretaries and teaching assistants. Ongoing funds are required for this purpose, or professional development funds for teachers would need to be reduced. Professional development funds for clerical staff already are included in the base salary budget, as specified by contract. The Superintendent recommends that existing professional development funds be reallocated as needed to meet the needs of teaching assistants, given budget constraints.

Additional Funds Request - Substitute Teacher Professional Development Funds [Program Improvement] [2M3076]

Amount Recomm	Original Request	Request Description & Funding Recommendation
\$0	\$6,000	This request is for ongoing funds to provide professional development and training of substitute teachers, which is a critical element of our program to professionalize Needham substitute teaching. The Superintendent did not recommend funding for this request, due to budgetary constraints.

Additional Funds Request - 0.5 FTE Math Coach for Broadmeadow [Program Improvement] [2M3127]

Amount Recomm	Original Request	Request Description & Funding Recommendation
\$0	\$27,500	In order to support teachers in their efforts to differentiate effectively in the area of math instruction, there is a need to create a math specialist position at Broadmeadow (.5 FTE) Using a coaching model, the math specialist can provide additional assessment and instructional support for teachers. The Superintendent does not recommend funding for this request, due to budgetary constraints.

Additional Funds Request - 0.5 FTE Math Coach for Newman [Program Improvement] [2M3130]

Amount Recomm	Original Request	Request Description & Funding Recommendation
\$0	\$27,500	In order to support teachers in their efforts to differentiate effectively in the area of math instruction, there is a need to create a Math Instructional Leader position at Newman (.5 FTE) Using a coaching model, the math specialist can provide additional assessment and instructional support for teachers. The Superintendent does not recommend funding for this request, due to budgetary constraints.

Additional Funds Request - High Rock/ Pollard 2.0 FTE Curriculum Coordinators [Program Improvement] [2M3162]

Amount Recomm	Original Request	Request Description & Funding Recommendation
\$155,717	\$155,717	This request budgets funds for 2.0 FTE Curriculum Coordinators for High Rock and Pollard, from funds raised via the November 2008 operational override.

Additional Funds Request - Per Diem increase for Professional Development Substitutes [Program Improvement] [2M3191]

Amount Recomm	Original Request	Request Description & Funding Recommendation
\$0	-\$4,800	This request is to increase the per diem teaching substitute rate from \$85.00/day to \$101/day, based on 2000 FY08 teaching days taken, plus an estimated 30% days increase due to implementation of the new, more efficient substitute teacher caller system, for a total of 2600 days. The request also provides for an increase in the per diem rate for professional development substitutes to \$101/day, based on 520 actual days taken in FY08. (As current budgeted funds are more than adequate to fund the Professional Development per diem increase, a small offsetting reduction is made to these line items, to reduce the overall cost of this request.) The teaching substitute portion of this request is found in the Substitute cost center; the Professional Development portion of this request is found in the Professional Development cost center. The Superintendent did not recommend funding for this request, due to budgetary constraints.

Additional Funds Request - Reducton FY10 Mentor Funds [Base] [2M2194]

Amount Recomm	Original Request	Request Description & Funding Recommendation
-\$5,000		Due to funding constraints, the Superintendent recommends a reduction to budgeted FY10 new teacher mentor funds, based on fewer anticipated new hires.

FY10 School Committee Budget Request
Needham Public Schools
Professional Development 3110

Fiscal Year: 2010

FY10 School Committee Budget Request
Needham Public Schools
 EAP 3120

Fiscal Year: 2010

	FY07 ACTUAL	FY08 ACTUAL	FY09 TM BUDGET	FY10 TL REQUEST	FY10 APPROVED	\$ CHG	% CH
Salaries							
Purchase of Services	8,000	8,000	8,000	8,000	8,000		
Expense							
Capital							
TOTAL	8,000	8,000	8,000	8,000	8,000		

Budget Overview:

The Employee Assistance Program (EAP) provides confidential counseling, consultation, and education to all staff of the Needham Public Schools. The EAP offers training and consultation to supervisors on management, leadership, and personnel issues.

FY09 (Current Year) Department Staffing:

There are no permanent staff assigned to this program.

FTE Operating	FY08 Actuals	FY09 Budget	FY10 TL Request	FY10 TL Recom.	FY10 /FY09 Inc/Dec
Admin	0.00	0.00	0.00	0.00	0.00
Teachers	0.00	0.00	0.00	0.00	0.00
Aides	0.00	0.00	0.00	0.00	0.00
Clerical	0.00	0.00	0.00	0.00	0.00
Total	0.00	0.00	0.00	0.00	0.00

Critical Issues:

The only expense of this program is the \$8,000 contractual fee for the EAP program.

Critical Issues Addressed:

N/A

Goals and Objectives:

The activities of the professional development department support District Goal 4.4: Core services including staff recruitment, compensation and benefits management, employee relations and human resource information management will promote a safe and healthy work place that facilitates and promotes a positive work ethic and reflects the District's core values.

Funding Recommendation

The FY10 budget recommendation for this department is **\$8,000**, which represents a **\$0 (0%)** change over FY09. The **\$8,000** request includes a baseline budget of **\$8,000**, (level funded), plus **\$0** in recommended additional funding requests. The recommended additional funding requests are detailed below:

Additional Funds Request - Blank Record for Printing [X] [M]

Amount Recomm	Original Request	Request Description & Funding Recommendation
------------------	---------------------	--

FY10 School Committee Budget Request
Needham Public Schools
 Staff 504 Accommodations 3121

Fiscal Year: 2010

	FY07 ACTUAL	FY08 ACTUAL	FY09 TM BUDGET	FY10 TL REQUEST	FY10 APPROVED	\$ CHG	% CH
Salaries							
Purchase of							
Services							
Expense		1,378	4,250	4,250	4,250		
Capital							
TOTAL		1,378	4,250	4,250	4,250		

Budget Overview:

The Needham Public Schools are required by law to make reasonable accommodations for any staff member who has a physical or mental impairment which substantially limits one or more major life activities.

FY09 (Current Year) Department Staffing:

There are no staff assigned to this cost center.

FTE Operating	FY08 Actuals	FY09 Budget	FY10 TL Request	FY10 TL Recom.	FY10 /FY09 Inc/Dec
Admin	0.00	0.00	0.00	0.00	0.00
Teachers	0.00	0.00	0.00	0.00	0.00
Aides	0.00	0.00	0.00	0.00	0.00
Clerical	0.00	0.00	0.00	0.00	0.00
Total	0.00	0.00	0.00	0.00	0.00

Critical Issues:

There are no critical issues for this program.

Critical Issues Addressed:

N/A

Goals and Objectives:

The activities of the professional development department support District Goal 4.4: Core services including staff recruitment, compensation and benefits management, employee relations and human resource information management will promote a safe and healthy work place that facilitates and promotes a positive work ethic and reflects the District's core values.

Funding Recommendation

The FY10 budget recommendation for this department is **\$4,250**, which represents a **\$0 (0%)** change over FY09. The **\$4,250** request includes a baseline budget of **\$4,250**, (level funded), plus **\$0** in recommended additional funding requests. The recommended additional funding requests are detailed below:

Additional Funds Request - Blank Record for Printing [X] [M]

Amount Recomm	Original Request	Request Description & Funding Recommendation
------------------	---------------------	--

FY10 School Committee Budget Request
Needham Public Schools
 Lane Changes/ Sick Buy Back 3122

Fiscal Year: 2010

	FY07 ACTUAL	FY08 ACTUAL	FY09 TM BUDGET	FY10 TL REQUEST	FY10 APPROVED	\$ CHG	% CH
Salaries			219,283	238,580	238,580	19,297	8.80%
Purchase of							
Services							
Expense							
Capital							
TOTAL			219,283	238,580	238,580	19,297	8.80%

Budget Overview:

This cost center contains funding for educational lane changes within the contractual salary agreements for teachers and administrators (\$209,540 in FY10), as well as funding for sick buy back payments (\$29,040 in FY10.) The Sick Buy Back Program allows retiring employees to receive a monetary benefit for accumulated sick leave upon retirement. Prior year expenditures of \$0 reflect the fact that lane changes and sick buy back expenses, although budgeted here, are actually expensed to the home budget account of each employee for reporting purposes.

FY09 (Current Year) Department Staffing:

There are no permanent staff assigned to this cost center.

FTE Operating	FY08 Actuals	FY09 Budget	FY10 TL Request	FY10 TL Recom.	FY10 /FY09 Inc/Dec
Admin	0.00	0.00	0.00	0.00	0.00
Teachers	0.00	0.00	0.00	0.00	0.00
Aides	0.00	0.00	0.00	0.00	0.00
Clerical	0.00	0.00	0.00	0.00	0.00
Total	0.00	0.00	0.00	0.00	0.00

Critical Issues:

There are no critical issues for this cost center.

Critical Issues Addressed:

N/A

Goals and Objectives:

The expenses of this cost center support District Goal 4.4: Core services including staff recruitment, compensation and benefits management, employee relations and human resource information management will promote a safe and healthy work place that facilitates and promotes a positive work ethic and reflects the District's core values.

Funding Recommendation

The FY10 budget recommendation for this department is **\$238,580**, which represents a **\$19,297 (9%)** change over FY09. The **\$238,580** request includes a baseline budget of **\$238,580**, a \$19,297 increase over FY09, reflecting a \$9,250 increase in budgeted lane change payments and a \$10,047 increase in sick buy back expenses, plus \$0 in recommended additional funding requests. The recommended additional funding requests are detailed below:

Additional Funds Request - Blank Record for Printing [X] [M]

Amount Recomm	Original Request	Request Description & Funding Recommendation
------------------	---------------------	--

FY10 School Committee Budget Request
Needham Public Schools
 Sub Callers 3130

Fiscal Year: 2010

	FY07 ACTUAL	FY08 ACTUAL	FY09 TM BUDGET	FY10 TL REQUEST	FY10 APPROVED	\$ CHG	% CH
Salaries	15,001	15,376	15,817	16,000	16,000	183	1.16%
Purchase of Services Expense							
Capital							
TOTAL	15,001	15,376	15,817	16,000	16,000	183	1.16%

Budget Overview:

In the past, Needham Public Schools paid a supplemental hourly wage to two staff members to schedule and arrange classroom substitutes for teachers who are absent due to illness, professional development or personal days. This system has proved to be inefficient and antiquated. It is impossible for the sub callers to call every substitute on the list in the short window of time each morning. This inefficiency has led to high vacancy rates and principals trying to find coverage for the classroom.

FY09 (Current Year) Department Staffing:

There are no permanent staff assigned to this cost center; the two staff members who perform this function are regular employees of other departments, who receive an additional hourly wage to perform this function.

FTE Operating	FY08 Actuals	FY09 Budget	FY10 TL Request	FY10 TL Recom.	FY10 /FY09 Inc/Dec
Admin	0.00	0.00	0.00	0.00	0.00
Teachers	0.00	0.00	0.00	0.00	0.00
Aides	0.00	0.00	0.00	0.00	0.00
Clerical	0.00	0.00	0.00	0.00	0.00
Total	0.00	0.00	0.00	0.00	0.00

Critical Issues:

The most critical issue for this program is the difficulty in obtaining substitute teachers for those teachers who are absent. In the last two years, the district averaged 3000 absences per year, requiring substitute teachers to fill those vacancies. A recent article in Education Week indicated that nationally, every child in the United States will have been taught the equivalent of 1 year by a substitute teacher in their K-12 experience. We cannot afford to have low quality substitutes in our district. The Human Resource office is developing a comprehensive program to recruit, train and supervise these important staff members who provide a significant service to the students of the Needham Public Schools. This effort to "professionalize the substitute profession" has included a mandatory 5-hour online training program for all substitutes, a voluntary 8-hour training program to be offered during early release days, and the implementation of an automated, web-based substitute placement system that will be operational in March, 2009.

Critical Issues Addressed:

To address the need for greater professionalization of the substitute profession, the District is requesting a per diem rate increase for substitutes (under cost centers 3110, 3131 and 3520) to improve recruitment and retention, better train substitutes and create a stipend to develop a substitute liaison position in each building. The later request will be funded by reallocating the \$16,000 stipend currently being paid to the two substitute callers.

Goals and Objectives:

The activities of this cost center support District Goal 4.3: Modern and efficient systems and training opportunities will be in place and used regularly to manage school district operations and support staff, parents and students.

Funding Recommendation

The FY10 budget recommendation for this department is **\$16,000**, which represents a **\$183 (1%)** change over FY09. The **\$16,000** request includes a baseline budget of **\$16,272**, a \$455 increase over FY09 (reflecting a cost of living adjustment to sub caller wages), plus **\$-272** in recommended additional funding requests. The recommended additional funding requests are detailed below:

FY10 School Committee Budget Request
Needham Public Schools
Sub Callers 3130

Fiscal Year: 2010

Additional Funds Request - Building Substitute Liaisons [Program Improvement] [2M3065]

Amount Recomm	Original Request	Request Description & Funding Recommendation
-\$272	-\$272	As part of professionalizing the substitute profession program, the requested item would identify one teacher in each of the 8 buildings to serve as the building substitute liaison to provide supervision, direction and feedback to subs who work in the building throughout the year. The building substitute liaisons would meet monthly with the Director of Human Resources and HR Generalist to identify substitute training needs, develop a substitute handbook and policy manual, develop substitute folders for each teacher in the building, plan meetings during the year with the substitute teachers, develop a substitute evaluation, and assist in the implementation of Aesop, our web-based substitute placement system. The total cost of the liaisons (\$16,000) is offset by the re-allocation of salary funds, which previously had been used to pay sub callers. (The sub callers were phased out at the end of FY09, when an automated sub calling system was installed.)

FY10 School Committee Budget Request
Needham Public Schools
 Substitutes 3131

Fiscal Year: 2010

	FY07 ACTUAL	FY08 ACTUAL	FY09 TM BUDGET	FY10 TL REQUEST	FY10 APPROVED	\$ CHG	% CH
Salaries	223,442	239,978	436,173	506,616	452,826	16,653	3.82%
Purchase of Services Expense							
Capital							
TOTAL	223,442	239,978	436,173	506,616	452,826	16,653	3.82%

Budget Overview:

Needham hires substitutes for regular classroom teachers who are absent due to illness, professional development or personal days; to supervise the Middle and High School cafeterias at lunch time; and provide permanent 'as needed' coverage at the Middle and High Schools. Funding for long-term substitutes, covering family and extended medical leaves, also comes from this cost center, although the salary expense of these personnel is charged to the home department of the employee on leave. (In FY08, an additional \$108,767 in net in long-term expenses were charged to other school departments, for total FY08 substitute expenditures of \$348,745.) Professional development substitutes are budgeted under the Professional Development cost center (3110) and Nursing substitutes are budgeted under the Nursing cost center (3520.)

FY09 (Current Year) Department Staffing:

This cost center employs substitutes, hired on a temporary "as needed" basis, and 4.0 permanent substitutes, who work full-time during the school year.

FTE Operating	FY08 Actuals	FY09 Budget	FY10 TL Request	FY10 TL Recom.	FY10 /FY09 Inc/Dec
Admin	0.00	0.00	0.00	0.00	0.00
Teachers	2.76	4.00	4.00	4.00	0.00
Aides	0.00	0.00	0.00	0.00	0.00
Clerical	0.00	0.00	0.00	0.00	0.00
Total	2.76	4.00	4.00	4.00	0.00

Critical Issues:

The most critical issue for this program is the difficulty in obtaining substitute teachers for those teachers who are absent. In the last two years, the District averaged 3000 absences per year, requiring substitute teachers to fill those vacancies. The district must develop a comprehensive program to recruit, train and supervise these important staff members who provide a significant service to the students of the Needham Public Schools.

Critical Issues Addressed:

To address this need, the District is requesting a per diem rate increase for substitutes (under cost centers 3110, 3131 and 3520) to improve recruitment and retention, funds to better train substitutes (3131) and the purchase of substitute calling system (3130.) The per diem rate will be structured on a scale as an incentive to work as many days as possible in a given week. The proposed scale will pay \$85 for one day of work in a 5 day week; \$88 per day for 2 days in a 5 day week; \$91 per day for working 3 days in a 5 day week; \$94 per day for working 4 days out of 5, and \$101 per day for working 5 days in a 5 day week.

Goals and Objectives:

The activities of this cost center support District goals 4.3 and 4.3. District Goal 4.3 supports modern and efficient systems and training opportunities will be in place and used regularly to manage school district operations and support staff, parents and students. District Goal 4.4 envisions core services, including staff recruitment, compensation and benefits management, employee relations and human resource information management will promote a safe and healthy work place that facilitates and promotes a positive work ethic and reflects the District's core values.

Funding Recommendation

The FY10 budget recommendation for this department is **\$452,826**, which represents a **\$16,653 (4%)** change over FY09. The **\$452,826** request includes a baseline budget of **\$452,826**, an increase of \$16,653 to provide a cost of living adjustment, plus **\$0** in recommended additional funding requests. The recommended additional funding requests are detailed below:

FY10 School Committee Budget Request
Needham Public Schools
Substitutes 3131

Fiscal Year: 2010

Additional Funds Request - Per Diem Increase for Teaching Substitutes [Program Improvement] [2M2960]

Amount Recomm	Original Request	Request Description & Funding Recommendation
\$0	\$44,800	This request is to increase the per diem teaching substitute rate from \$85.00/day to \$101/day, based on 2000 FY08 teaching days taken, plus an estimated 30% days increase due to implementation of the new, more efficient substitute teacher caller system, for a total of 2600 days. The request also provides for an increase in the per diem rate for professional development substitutes to \$101/day, based on 520 actual days taken in FY08. (As current budgeted funds are more than adequate to fund the Professional Development per diem increase, a small offsetting reduction is made to these line items, to reduce the overall cost of this request.) The teaching substitute portion of this request is found in the Substitute cost center; the Professional Development portion of this request is found in the Professional Development cost center. The Superintendent did not recommend funding for this request, due to budgetary constraints.

Additional Funds Request - High Rock Cafeteria Substitute Funds [Program Improvement] [2M3124]

Amount Recomm	Original Request	Request Description & Funding Recommendation
\$0	\$8,990	This request budgets funds for cafeteria substitutes at High Rock, which were raised via the November 2008 operational override. The School Committee voted to reduce these funds and utilize alternate funding from the Food Services program for this expense.

FY10 School Committee Budget Request
Needham Public Schools
 Curriculum Development 3132

Fiscal Year: 2010

	FY07 ACTUAL	FY08 ACTUAL	FY09 TM BUDGET	FY10 TL REQUEST	FY10 APPROVED	\$ CHG	% CH
Salaries		49,262	78,335	80,587	75,587	-2,748	-3.51%
Purchase of Services Expense	575	15,790	21,200	11,515	11,515	-9,685	-45.68%
Capital	21,863	35,770	28,900	52,845	52,845	23,945	82.85%
TOTAL	22,438	100,822	128,435	144,947	139,947	11,512	8.96%

Budget Overview:

The Curriculum Development Program is overseen by the Director of Program Development, and provides for the ongoing review, development and revision of curriculum, K-12. This may include piloting new curriculum materials, introducing new programs and courses and/or modifying/revising existing programs. This office also is responsible for insuring that resources are available to support curriculum changes and that these changes occur in an organized timely manner.

In FY08, funding for professional and curriculum development funds was moved from Professional Development (3110) to this cost center. These funds pay stipends to teachers engaged in work beyond the regular school day.

FY09 (Current Year) Department Staffing:

There are no permanent staff assigned to this cost center. These funds pay stipends to teachers engaged in work beyond the regular school day.

FTE Operating	FY08 Actuals	FY09 Budget	FY10 TL Request	FY10 TL Recom.	FY10 /FY09 Inc/Dec
Admin	0.00	0.00	0.00	0.00	0.00
Teachers	0.00	0.00	0.00	0.00	0.00
Aides	0.00	0.00	0.00	0.00	0.00
Clerical	0.00	0.00	0.00	0.00	0.00
Total	0.00	0.00	0.00	0.00	0.00

Critical Issues:

There are no critical issues for this program.

Critical Issues Addressed:

N/A

Goals and Objectives:

The Curriculum Department supports District Goal 1: refining standards base learning.

Funding Recommendation

The FY10 budget recommendation for this department is **\$139,947**, which represents a **\$11,512 (9%)** change over FY09. The **\$139,947** request includes a baseline budget of **\$144,947**, which increases \$16,512 over FY09 (reflecting the net impact of \$2,252 in contractual salary increases and a \$14,260 transfer of budget funds from Reading to this cost center), plus **\$-5,000** in recommended additional funding requests. The recommended additional funding requests are detailed below:

Additional Funds Request - Reduce Summer Professional Development Funds - District [Base] [4M2201]

Amount Recomm	Original Request	Request Description & Funding Recommendation
-\$5,000		Due to budget constraints, the Superintendent recommends reducing summer professional development funds for teachers.

FY10 School Committee Budget Request
Needham Public Schools
 General Supplies, Services & Equipment 3133

Fiscal Year: 2010

	FY07 ACTUAL	FY08 ACTUAL	FY09 TM BUDGET	FY10 TL REQUEST	FY10 APPROVED	\$ CHG	% CH
Salaries							
Purchase of Services Expense	101,410	197,281	141,894	156,894	130,894	-11,000	-7.75%
Capital	176,443	201,960	88,467	120,467	81,667	-6,800	-7.69%
TOTAL	308,285	399,241	230,361	277,361	212,561	-17,800	-7.73%

Budget Overview:

The General Services Department provides funding for District-wide services and supplies, including paper, printing, contractual mileage reimbursements, advertising, collaborative dues and photocopy maintenance. In FY08, photocopy maintenance funds were moved from the individual school cost centers to the General Services account, to facilitate oversight.

FY09 (Current Year) Department Staffing:

There are no permanent staff assigned to this cost center.

FTE Operating	FY08 Actuals	FY09 Budget	FY10 TL Request	FY10 TL Recom.	FY10 /FY09 Inc/Dec
Admin	0.00	0.00	0.00	0.00	0.00
Teachers	0.00	0.00	0.00	0.00	0.00
Aides	0.00	0.00	0.00	0.00	0.00
Clerical	0.00	0.00	0.00	0.00	0.00
Total	0.00	0.00	0.00	0.00	0.00

Critical Issues:

In FY09, District paper funds were reduced by \$10,000, with the expectation that the Kindergarten After School Enrichment (KASE) Program would provide a one-year funding contribution, to offset historical usage. These funds, required for ongoing paper purchases, must be restored to the budget for FY10.

Critical Issues Addressed:

A request to restore paper funds to the District budget is included in this budget request.

Goals and Objectives:

The resources provided by this cost center support District Goal 4.0, which ensures that the infrastructure and resources support District values and learning goals.

Funding Recommendation

The FY10 budget recommendation for this department is **\$212,561**, which represents a **\$-17,800 (-8%)** change over FY09. The **\$212,561** request includes a baseline budget of **\$230,361**, (level funded), plus **\$-17,800** in recommended additional funding requests. The recommended additional funding requests are detailed below:

Additional Funds Request - Ongoing Environmental monitoring and testing [Program Improvement] [5M3090]

Amount Recomm	Original Request	Request Description & Funding Recommendation
\$0	\$15,000	This request would allow the schools to continue the programs established in FY09 with contractors to monitor, test, and offer remediating services on environmental issues within our schools. The Superintendent did not recommend funding for this request, due to budgetary constraints.

Additional Funds Request - Restoration of District Paper Funds [Base] [5M2091]

Amount Recomm	Original Request	Request Description & Funding Recommendation
\$0	\$10,000	In FY09, the District cut funds for paper purchases by \$10,000, and directed the KASE Program to provide a one-time offset of historical program supply costs, which included \$10,000 for paper. Since KASE will not be able to provide ongoing funding for this purpose, the budget funds for District paper purchases must be restored to the budget. The Superintendent recommends deferring restoration of these funds to FY11, and using unspent FY09 budget funds, as available, to meet this need, in whole or in part.

FY10 School Committee Budget Request
Needham Public Schools
 General Supplies, Services & Equipment 3133

Fiscal Year: 2010

Additional Funds Request - Ongoing Funding for New Classroom Setup and Supplies [Program Improvement] [5M3092]

Amount Recomm	Original Request	Request Description & Funding Recommendation
\$0	\$10,000	This request restores ongoing funding for new classroom setup and supplies, in the event that enrollment growth requires the opening of new sections. This account existed in prior years, but was cut, due to budgetary constraints in a prior year. The Superintendent did not recommend funding for this request, due to budgetary constraints.

Additional Funds Request - High Rock/Middle School Educational Supplies [Program Improvement] [5M3145]

Amount Recomm	Original Request	Request Description & Funding Recommendation
\$12,000	\$12,000	This request budgets funds for additional operating supplies at the Middle School level, raised via the November 2008 operational override. Funds are allocated to the Pollard and High Rock Schools, as well as to Middle School specialist and support services. This request is duplicated in several cost centers of the budget.

Additional Funds Request - Shift Cell Phone Cost Allocation from Services to Salary Reimbursement [Base] [5M2170]

Amount Recomm	Original Request	Request Description & Funding Recommendation
-\$11,000		The FY09 budget provided \$11,000 in funds for administrator cell phones for use in emergency circumstances. The allowance will be paid as a contractual cell phone allowance, versus reimbursement of out of pocket expenses, from salaries. This adjustment transfers budget funds of \$11,000 from purchase of service to salaries.

Additional Funds Request - Reduce TEC Dues [Base] [5M2204]

Amount Recomm	Original Request	Request Description & Funding Recommendation
-\$18,800		The School Committee voted to reduce budgeted funding for TEC Collaborative Dues, based on lower than anticipated FY10 assessments.

FY10 School Committee Budget Request
Needham Public Schools
 Production Center/ Mail Room 3141

Fiscal Year: 2010

	FY07 ACTUAL	FY08 ACTUAL	FY09 TM BUDGET	FY10 TL REQUEST	FY10 APPROVED	\$ CHG	% CH
Salaries	38,886	55,498	42,090	44,211	44,211	2,121	5.04%
Purchase of Services Expense	85,685	76,380	37,333	90,913	37,333		
Capital	291	295					
TOTAL	124,861	132,173	79,423	135,124	81,544	2,121	2.67%

Budget Overview:

The Production Center provides photocopy services to all school and Town departments, as well as daily inter-school/interdepartmental mail delivery services and operation of the postage/bulk mail meter.

FY09 (Current Year) Department Staffing:

This cost center is staffed by the 1.0 Production Center/Mail Room technician.

FTE Operating	FY08 Actuals	FY09 Budget	FY10 TL Request	FY10 TL Recom.	FY10 /FY09 Inc/Dec
Admin	0.00	0.00	0.00	0.00	0.00
Teachers	0.00	0.00	0.00	0.00	0.00
Aides	0.00	0.00	0.00	0.00	0.00
Clerical	1.00	1.00	1.00	1.00	0.00
Total	1.00	1.00	1.00	1.00	0.00

Critical Issues:

The critical issue for this cost center in FY10 is the restoration of \$40,000 in postage funds, which were cut in FY09, with the expectation that the Kindergarten After School Enrichment (KASE) Program would provide a one-year funding contribution, to offset historical usage. These funds, required for ongoing postage expenses, must be restored to the budget for FY10.

Critical Issues Addressed:

A request to restore paper funds to the District budget is included in this budget request.

Goals and Objectives:

The resources provided by this cost center support District Goal 4.0, which ensures that the infrastructure and resources support District values and learning goals.

Funding Recommendation

The FY10 budget recommendation for this department is **\$81,544**, which represents a **\$2,121 (3%)** change over FY09. The **\$81,544** request includes a baseline budget of **\$81,544**, which increases \$2,121 to meet contractual salary obligations, plus **\$0** in recommended additional funding requests. The recommended additional funding requests are detailed below:

Additional Funds Request - Additional Funds for Districtwide Postage [Base] [5M2093]

Amount Recomm	Original Request	Request Description & Funding Recommendation
\$0	\$13,580	Additional funding to adequately fund postage expense in the district, which is budgeted centrally. The School Committee recommended half of the proposed \$14,840 in FY09. This includes an anticipated increase of up to one penny on first class postage, and funds the full projected need of \$53580 in FY10 after restoring the \$40,000 cut last year. The Superintendent recommends deferring additional funding for postage to FY11, and using unspent FY09 budget funds, as available, to meet this need, in whole or in part.

Additional Funds Request - Restoration of Districtwide Postage Funds [Base] [5M2094]

Amount Recomm	Original Request	Request Description & Funding Recommendation
\$0	\$40,000	In FY09, the District cut funds for postage by \$40,000, and directed the KASE Program to provide a one-time offset of historical program supply costs, which included \$40,000 for postage. Since KASE will not be able to provide ongoing funding for this purpose, the budget funds for District postage must be restored to the budget. The Superintendent recommends deferring restoration of these funds to FY11, and using unspent FY09 budget funds, as available, to meet this need, in whole or in part.

FY10 School Committee Budget Request
Needham Public Schools
 Administrative Technology 3150

Fiscal Year: 2010

	FY07 ACTUAL	FY08 ACTUAL	FY09 TM BUDGET	FY10 TL REQUEST	FY10 APPROVED	\$ CHG	% CH
Salaries	178,599	162,506	222,948	285,335	240,335	17,387	7.80%
Purchase of Services Expense	35,807	41,474	50,100	64,698	63,053	12,953	25.85%
Capital	50,715	54,014	49,079	45,809	34,309	-14,770	-30.09%
TOTAL	277,420	257,994	322,127	395,842	337,697	15,570	4.83%

Budget Overview:

The Administrative Technology program provides hardware, maintenance contract support and some aspects of training for administrative staff. The district uses 17 information system applications for various management purposes. The AT program supports the integration of data among systems, but relies on the primary users of each system to be the power users of that system. Specifically, the AT budget supports PowerSchool, part of HealthMaster, Testwiz, SMARTCalendar, SSL, Filemaker, and First Class Communications and Archiving. The administrative technology staff implements the Student Information System with administrators, teachers and support staff to provide accurate demographics, attendance and student grades. The administrative technology staff also files required reports with the Mass DESE and provides local data as requested. The Education Technology Center budgets for administrative hardware, software, and the systems named above.

FY09 (Current Year) Department Staffing:

This Department is staffed by two full-time Administrative Technology Specialists (2.0 FTE) and a full-time Network Administrator (1.0 FTE.)

FTE Operating	FY08 Actuals	FY09 Budget	FY10 TL Request	FY10 TL Recom.	FY10 /FY09 Inc/Dec
Admin	0.00	0.00	0.00	0.00	0.00
Teachers	0.00	0.00	0.00	0.00	0.00
Aides	0.00	0.00	0.00	0.00	0.00
Clerical	3.00	3.00	4.00	3.00	0.00
Total	3.00	3.00	4.00	3.00	0.00

Critical Issues:

Critical issues for the Administrative Technology program include:

- A lack of redundancy for the critical technical tasks of the Network Engineer;
- Meeting contract maintenance costs for new and existing information systems and general supplies;
- Closing the loop for emergency notification by joining the Town's Swiftreach 911 system; and
- Supporting wireless infrastructure in all schools.

Critical Issues Addressed:

This budget addresses the aforementioned critical issues by requesting funds to:

- Create IT staffing redundancy for critical technical operations, specifically those of the Network Engineer;
- Increase funding, by 4%, for maintenance contracts for information systems in use and restore some funds for general supplies;
- Maintain new systems for e-mail archiving and the licenses for Rapid Web Designer, the web page maintenance tool;
- Join the Swiftreach 911 emergency communications call list; and
- Build wireless infrastructure in elementary schools and support wired infrastructure in schools without renovations.

Goals and Objectives:

The activities of this department support District Goal 4.2: The technological infrastructure, including hardware, software, support and training, will be sufficient to meet 21st century needs for accessibility and reliability in order to enhance communication, enrich collaboration and sustain teaching, learning, and administrative environments.

Funding Recommendation

The FY10 budget recommendation for this department is **\$337,697**, which represents a **\$15,570 (5%)** change over FY09. The **\$337,697** request includes a baseline budget of **\$322,127**, which increases \$10,570 (reflecting the net impact of \$17,387 in contractual salary expense, less a transfer of \$6,817 in supply funds to the educational technology cost center), plus **\$5,000** in recommended additional funding requests. The recommended additional funding requests are detailed below:

Additional Funds Request - First Class Archiving Maintenance Contract Funds [Base] [7M2004]

Amount Recomm	Original Request	Request Description & Funding Recommendation
\$3,500	\$3,500	This request supports the ongoing maintenance contract for the First Class Archiving Tool, purchased in FY09 with capital improvement funds.

FY10 School Committee Budget Request
Needham Public Schools
 Administrative Technology 3150

Fiscal Year: 2010

Additional Funds Request - Additional Funding for Software Maintenance contracts - Administrative Information Systems [Base] [7M2032]

Amount Recomm	Original Request	Request Description & Funding Recommendation
\$0	\$1,645	This increase is to cover the increased cost of annual maintenance contracts for ongoing information systems. The Superintendent did not recommend funding for this request, due to budgetary constraints.

Additional Funds Request - Swiftreach 911 All School Emergency Call List Service [Program Improvement] [7M3034]

Amount Recomm	Original Request	Request Description & Funding Recommendation
\$1,500	\$1,500	The School Department can purchase one All School calling list service from the town's vendor SWIFTREACH 911, for emergency purposes only. This would be an annual cost.

Additional Funds Request - Network and IT Manager [Program Improvement] [7M3035]

Amount Recomm	Original Request	Request Description & Funding Recommendation
\$0	\$45,000	This request addresses the need to provide redundancy for critical network tasks, a vulnerability for the district. This position, at the ETC, would also provide oversight and management of hardware inventories, replacement cycles, repairs and surplus. This position would provide management for software licensing and upgrade schedules. The Superintendent did not recommend funding for this request, due to budgetary constraints.

Additional Funds Request - Upgrade to Wireless Network Infrastructure at All Elementary Schools [Program Improvement] [7M3037]

Amount Recomm	Original Request	Request Description & Funding Recommendation
\$0	\$10,000	This request provides replacement and data electronics for wireless infrastructure at all elementary schools, and provides some funds to upgrade electronics (switches) for schools that do not have a renovation in their near future. The Superintendent did not recommend funding for this request, due to budgetary constraints.

Additional Funds Request - Additional Funding for Administrative Technology Supplies [Base] [7M2054]

Amount Recomm	Original Request	Request Description & Funding Recommendation
\$0	\$1,500	Due to prior year budget constraints, funding for administrative technology supplies was re-allocated to support maintenance of information systems contracts, printing support contracts and hardware maintenance contracts. As a result, funding for small supplies such as hard drives, pda supplies, other devices no longer exists. This request would restore the ongoing funding source for these items. The Superintendent did not recommend funding for this request, due to budgetary constraints. However, the Superintendent supports using unspent FY09 budget funds, as available, to meet this need, in whole or in part.

FY10 School Committee Budget Request
Needham Public Schools
 Transportation 3160

Fiscal Year: 2010

	FY07 ACTUAL	FY08 ACTUAL	FY09 TM BUDGET	FY10 TL REQUEST	FY10 APPROVED	\$ CHG	% CH
Salaries	65,377	80,164	51,949	53,882	43,292	-8,657	-16.66%
Purchase of Services	925,353	1,034,853	1,014,515	1,032,248	1,032,248	17,733	1.75%
Expense	9,973	8,021	5,010	5,010	5,010		
Capital							
TOTAL	1,000,702	1,123,037	1,071,474	1,091,140	1,080,550	9,076	0.85%

Budget Overview:

The Transportation Department oversees the transportation of children to and from school. State law requires that the School Department provide free transportation to children K-6 living more than 2.0 miles from school (although the Needham School Department exceeds this mandate by providing free transportation at 1.5 miles.) Children living less than 1.5 miles from school, or who attend Grades 7-12 may purchase voluntary transportation through the Fee Based Program. The School Department also provides transportation to children with special needs. (Transportation for METCO youngsters is funded by the METCO Program.)

FY09 (Current Year) Department Staffing:

This department is staffed by a full time Transportation Director, a secretary and a full-time minibus driver. The Director and 50% of the secretary are paid by the fee-based program. The minibus driver is funded entirely by the operating budget.

FTE Operating	FY08 Actuals	FY09 Budget	FY10 TL Request	FY10 TL Recom.	FY10 /FY09 Inc/Dec
Admin	0.00	0.00	0.00	0.00	0.00
Teachers	0.00	0.00	0.00	0.00	0.00
Aides	0.00	0.00	0.00	0.00	0.00
Clerical	2.00	1.50	1.50	1.25	-0.25
Total	2.00	1.50	1.50	1.25	-0.25

Critical Issues:

The most critical issue facing the Transportation program is the continued increase in contractual transportation expense. In FY10, these contractual costs are expected to increase by \$17,733 overall, reflecting the combined impact of:
 -a \$43,456 increase in special education transportation, reflecting a 5% rate increase in the per diem cost of vans (\$28,196), plus a \$15,260 cost increase due to changes in projected student placements/services; and
 - a \$25,723 decrease in regular education transportation expense, reflecting one fewer mid-day bus (reduced from 5 to 4) for \$7,560, and an \$18,163 shift in expense to the revolving account, reflecting the projected distribution of eligible/fee-based riders in FY10.

Critical Issues Addressed:

The budget addresses this critical issue through requests to increase funding for the transportation contract.

Goals and Objectives:

The Transportation program supports District Goal 4.3: Modern and efficient systems and training opportunities will be in place and used regularly to manage school district operations and support staff, parents and students.

Funding Recommendation

The FY10 budget recommendation for this department is **\$1,080,550**, which represents a **\$9,076 (1%)** change over FY09. The **\$1,080,550** request includes a baseline budget of **\$1,073,407**, which increases \$1,933 to fund contractual salary obligations, plus **\$7,143** in recommended additional funding requests. The recommended additional funding requests are detailed below:

Additional Funds Request - 0.25 FTE Reduction of Central Office Staff [Base] [8M2173]

Amount Recomm	Original Request	Request Description & Funding Recommendation
-\$10,590		Due to budget constraints, the Superintendent recommends reducing Central Office clerical staff by 0.25 FTE to balance the FY10 Budget.


FY10 School Committee Budget Request
Needham Public Schools
Transportation 3160

Fiscal Year: 2010

Additional Funds Request - Transportation Contractual Changes [Base] [8M4183]

Amount Recomm	Original Request	Request Description & Funding Recommendation
\$17,733	\$17,733	This request reflects changes to transportation contractual expense. Regular transportation expense decreases by \$25,723, reflecting the FY09 reduction of one mid-day bus (from 5 to 4, or \$7,560) and actual FY09 ridership of eligible/fee riders (which decreased operating expense and increased fee based expenses by \$25,723.) SPED transportation expense increases \$45,456, reflecting a 5% contractual rate increase for both in-district and out-of-district transportation (\$28,196) and projected changes in placements/transportation days for FY10 (\$15,260.)

This page is intentionally blank.



Needham, Massachusetts

*Operating Budget
Elementary*

FY10 School Committee Budget Request
Needham Public Schools
 Broadmeadow Elementary 3210

Fiscal Year: 2010

	FY07 ACTUAL	FY08 ACTUAL	FY09 TM BUDGET	FY10 TL REQUEST	FY10 APPROVED	\$ CHG	% CH
Salaries	1,773,110	1,868,171	1,987,604	2,054,640	2,010,562	22,958	1.16%
Purchase of Services	4,887	2,230					
Expense	46,484	39,159	42,140	42,140	40,640	-1,500	-3.56%
Capital							
TOTAL	1,824,482	1,909,560	2,029,744	2,096,780	2,051,202	21,458	1.06%

Budget Overview:

Broadmeadow Elementary is projected to have an enrollment of approximately 600 K-5 students in FY10. This enrollment includes between 65-70 Special Education students served in the regular education classrooms and 8-10 Special Education students served by the Specialized Learning Center, a 502.4 substantially separate Special Education program and 27 METCO students.

FY09 (Current Year) Department Staffing:

The Broadmeadow staff includes: 1.0 FTE Principal, 0.5 FTE Assistant Principal, 3.72 FTE secretaries/clerical aides, and 26.5 FTE regular classroom teachers. Additionally, the building is supported by staff from the Guidance, Psychology, Nursing, SPED, Reading, Instructional Technology, Media, Physical Education, Art, and Music Departments (described in the specialist cost center budgets.) Grants provide for the following additional regular education personnel, which are not reflected in the chart below: a 1.0 Class Size Reduction teacher and a 1.0 METCO teaching assistant.

FTE Operating	FY08 Actuals	FY09 Budget	FY10 TL Request	FY10 TL Recom.	FY10 /FY09 Inc/Dec
Admin	1.50	1.50	1.80	1.50	0.00
Teachers	26.50	26.50	25.00	25.00	-1.50
Aides	0.00	0.00	0.00	0.00	0.00
Clerical	3.79	3.72	3.71	3.71	-0.01
Total	31.79	31.72	30.51	30.21	-1.51

Critical Issues:

1. Projected FY10 enrollment is 593. To meet projected FY10 enrollments, an additional fifth grade section is requested, which would be offset by a decrease in first grade sections (to four), for no net increase in teachers.
2. Using the Newman School as a baseline (1.0 FTE Asst. Principal for 750 students), Broadmeadow should have a .8 FTE Asst. Principal to support 600 students to attain the same mathematical ratio. Besides the daily operation and trouble shooting, the Assistant Principal is integrally involved in preparing and implementing the TST, Professional Learning Community work, and emergency procedures; supporting students in the SLC; supporting students and families in METCO. In order to supervise and evaluate teachers in their implementation of standards based teaching, the Assistant Principal needs to be available to participate in relevant staff professional development.
- 3 In order to support teachers in their efforts to differentiate effectively in the area of math instruction, there is a need to create a Math Specialist position (.5 FTE). Following the Literacy Specialist model, a Math Specialist can provide additional assessment and instructional support for teachers. Repeatedly our TST meetings uncover a need for additional information in the realms of math achievement and math instruction for students who are underachieving. Data shows Broadmeadow students exhibit a relative weakness in writing about math and math performance data has been trending slightly downward for at risk students.
4. Broadmeadow currently hosts four teaching Simmons College Masters of Art and Teaching interns, the cost of which is paid by the Broadmeadow PTC. (Previously, the budget included funding for these interns, which was cut several years ago due to budget constraints.) Interns work 180 days in a co-teaching model with a classroom teacher. Interns are placed in classrooms with at risk populations, i.e., in need of reading and/or math support. These valuable positions should be restored to the school operating budget.

Critical Issues Addressed:

1. The budget provides for five Grade 5 sections and four Grade 1 sections in FY10.
2. The budget also requests funds to increase the Assistant Principal position from half-time to 0.8 FTE, to more effectively manage the increased number of students, preprofessional teachers, and other administrative issues.
3. Additionally, a half-time Math Coach is requested for Broadmeadow (under cost center 3110)
4. Finally, the budget requests ongoing funding for the interns, at a cost of \$3500 per intern, or \$14,000.

Goals and Objectives:

The Broadmeadow School budget supports District Goals 1-3, related to advancing a standards-based curriculum, developing the social-emotional skills of students, and promoting active citizenship.

FY10 School Committee Budget Request
Needham Public Schools
 Broadmeadow Elementary 3210

Fiscal Year: 2010

Funding Recommendation

The FY10 budget recommendation for this department is **\$2,051,202**, which represents a **\$21,458 (1%)** change over FY09. The **\$2,051,202** request includes a baseline budget of **\$2,052,702**, which increases \$22,958 over FY09 (reflecting the net impact of \$106,613 in contractual salary increases and the reallocation of 1.5 teaching positions to Hillside School, at a cost of \$83,655), plus **\$-1,500** in recommended additional funding requests. The recommended additional funding requests are detailed below:

Additional Funds Request - 0.3 FTE Expanded Broadmeadow Assistant Principal [Program Improvement] [9M2979]

Amount Recomm	Original Request	Request Description & Funding Recommendation
\$0	\$30,078	There is a need to expand the Broadmeadow Assistant Principal to 0.8 FTE, to more effectively manage the increased number of students, pre-professional teachers, and other administrative issues. The position is currently .5 FTE. Using the Newman school as a baseline (1.0 FTE Asst. Prin. for 750 students), Broadmeadow should have a .8 FTE Asst. Principal to support 600 students to attain the same support ratio. The Superintendent did not recommend funding for this request, due to budgetary constraints.

Additional Funds Request - Ongoing Operating Support for Four Simmons Interns at Broadmeadow [Program Improvement] [9M2981]

Amount Recomm	Original Request	Request Description & Funding Recommendation
\$0	\$14,000	For the past several years, the PTC has paid the expenses of four Simmons College Masters of Art and Teaching interns at Broadmeadow School, after operating support was cut due to budget constraints. Ongoing funding to restore these valuable positions to the budget is requested at a cost of \$3500 per intern. Interns work 180 days in a co-teaching arrangement with a classroom teacher and are placed in classrooms with at risk populations i.e. in need of reading and/or math support. The Superintendent did not recommend funding for this request, due to budgetary constraints.

Additional Funds Request - Reduce District Travel [Base] [9M2208]

Amount Recomm	Original Request	Request Description & Funding Recommendation
-\$1,500		The School Committee voted to is reduce budgeted funds for District-wide conferences and professional development travel, due to funding constraints.

FY10 School Committee Budget Request
Needham Public Schools
 Eliot Elementary 3220

Fiscal Year: 2010

	FY07 ACTUAL	FY08 ACTUAL	FY09 TM BUDGET	FY10 TL REQUEST	FY10 APPROVED	\$ CHG	% CH
Salaries	1,157,897	1,208,450	1,274,808	1,347,248	1,347,248	72,440	5.68%
Purchase of Services	5,945						
Expense	33,514	23,024	23,502	23,502	22,177	-1,325	-5.64%
Capital							
TOTAL	1,197,357	1,231,474	1,298,310	1,370,750	1,369,425	71,115	5.48%

Budget Overview:

John Eliot Elementary is a Title I school with a projected FY10 enrollment of 389 children in grades K-5. There are two district special education programs at the Eliot School: the Language Based Classroom and an integrated second grade. We are still a small school and our focus will always be on the individual child. We develop self-confidence and self-esteem by encouraging children to surpass their own previous standards of performance. Using a standards-based approach and building curriculum around essential questions, we provide instruction that meets the needs of a variety of learners. Our curriculum asks children to think critically, to solve problems, and to take an active role in their own learning. We challenge all children to discover that learning is a lifelong pursuit and to be inquisitive, confident and disciplined.

FY09 (Current Year) Department Staffing:

The Eliot staff includes: a 1.0 FTE Principal, 3.71 FTE secretaries/clerical aides, and 17.5 FTE regular classroom teachers. (In FY08, one of these teachers was funded by federal No Child Left Behind grant money; in FY09 these federal funds shift to Hillside and the operating budget funds this teaching position.) The building also is supported by staff from the Guidance, Psychology, Nursing, SPED, Reading, Instructional Technology, Media, Physical Education, Art, and Music Departments (described in the specialist cost center budgets.) Grants fund the following additional regular education staff members, which are not included in the chart below: a 1.0 Title I teacher and a 1.0 METCO teaching assistant.

FTE Operating	FY08 Actuals	FY09 Budget	FY10 TL Request	FY10 TL Recom.	FY10 /FY09 Inc/Dec
Admin	1.00	1.00	1.00	1.00	0.00
Teachers	17.50	17.50	17.50	17.50	0.00
Aides	0.00	0.00	0.00	0.00	0.00
Clerical	3.71	3.71	3.71	3.71	0.00
Total	22.21	22.21	22.21	22.21	0.00

Critical Issues:

Enrollment continues to rise particularly in the following populations: special education, English language learners and economically disadvantaged children. MCAS results indicate more students in these subgroups experience difficulty passing the English language arts portion of the test. MCAS results reveal these subgroups are not making sufficient progress in English language arts. Special education students in particular have failed to make AYP.

Critical Issues Addressed:

Critical issues are addressed by the request to increase reading specialist support services (found in cost center 3560.)

Goals and Objectives:

The Eliot School budget supports District Goals 1-3, related to advancing a standards-based curriculum, developing the social-emotional skills of students, and promoting active citizenship.

Funding Recommendation

The FY10 budget recommendation for this department is **\$1,369,425**, which represents a **\$71,115 (5%)** change over FY09. The **\$1,369,425** request includes a baseline budget of **\$1,370,750**, which increases \$72,440 over FY09, due to contractual salary increases, plus **\$-1,325** in recommended additional funding requests. The recommended additional funding requests are detailed below:

Additional Funds Request - Reduce Travel/Conference Funds [Base] [10M2209]

Amount Recomm	Original Request	Request Description & Funding Recommendation
-\$1,325		This request reduces District-wide travel/conference funds, due to budget constraints.

FY10 School Committee Budget Request
Needham Public Schools
Hillside Elementary 3230

Fiscal Year: 2010

	FY07 ACTUAL	FY08 ACTUAL	FY09 TM BUDGET	FY10 TL REQUEST	FY10 APPROVED	\$ CHG	% CH
Salaries	1,447,544	1,485,549	1,452,729	1,627,923	1,572,923	120,194	8.27%
Purchase of Services	2,410	35	200	200	200		
Expense	38,681	25,780	27,612	31,812	26,112	-1,500	-5.43%
Capital							
TOTAL	1,488,634	1,511,364	1,480,541	1,659,935	1,599,235	118,694	8.02%

Budget Overview:

Hillside Elementary is a K-5 elementary school, that was built for 360 students, or three sections of each grade. In FY09, 376 students were projected and at present we have 400, an net increase of 22 students since September 1. We have four Kindergarten sections and will need an additional section of grade one for FY10 which means an increase of a 0.5 classroom teacher.

FY09 (Current Year) Department Staffing:

Budgeted staff include: 1.0 FTE Principal, 3.86 FTE secretaries/clerical aides, and 16.5 FTE regular classroom teachers. The building also is supported by staff from the Guidance, Psychology, Nursing, SPED, Reading, Instructional Technology, Media, Physical Education, Art, and Music Departments (described in the specialist cost center budgets.) The METCO grant funds the following additional regular education staff members, which are not included in the chart below: a 1.0 classroom teacher and a 1.0 teaching assistant.

FTE Operating	FY08 Actuals	FY09 Budget	FY10 TL Request	FY10 TL Recom.	FY10 /FY09 Inc/Dec
Admin	1.00	1.00	1.00	1.00	0.00
Teachers	16.50	16.50	17.50	16.50	0.00
Aides	0.00	0.00	0.00	0.00	0.00
Clerical	3.86	3.86	3.76	3.76	-0.10
Total	21.36	21.36	22.26	21.26	-0.10

Critical Issues:

Physical plant and technology infrastructure continue to be critical issues at Hillside, given the age and condition of the building. Increased student population, which is not always clear in projections, as well as increasingly different needs of our diverse student population continue to impact instruction.

Critical Issues Addressed:

Capital requests have been submitted to address the facility needs, including requests for building maintenance, to renovate the Hillside School, and to upgrade the technology/electrical infrastructure of the school.

With both facility and technology needs being addressed elsewhere, the only additional funds being requested here are for increasing teaching staff.

Goals and Objectives:

Goal 1: To construct and implement an approach to curriculum instruction and assessment practices that ensure that all students meet clearly defined high standards, particularly in literacy. More emphasis on early literacy intervention and maintaining relatively lower class size (20 -23) in lower grades will help reign in more costly SPED services in future years.

Goal 2: To establish, implement, and assess community and school practices and building improvements which respond to the wellness needs of Needham students and staff.

Funding Recommendation

The FY10 budget recommendation for this department is **\$1,599,235**, which represents a **\$118,694 (8%)** change over FY09. The **\$1,599,235** request includes a baseline budget of **\$1,628,235**, which increases \$147,694 over FY09 (reflecting the net impact of \$68,526 in contractual salary increases, the transfer of 1.5 teaching positions from Broadmeadow, for \$83,655, and the voluntary reduction of 0.1 clerical FTE's totaling \$4,487), plus **\$-29,000** in recommended additional funding requests. The recommended additional funding requests are detailed below:

FY10 School Committee Budget Request
Needham Public Schools
Hillside Elementary 3230

Fiscal Year: 2010

Additional Funds Request - 0.5 FTE Hillside Grade 1 Teacher [Base] [11M1976]

Amount Recomm	Original Request	Request Description & Funding Recommendation
\$0	\$31,700	Hillside's present Kindergarten population is covered by four 0.5 teachers. They will need to be covered by four 1.0 FTEs when they transition to 1st grade. This is a net increase of a 0.5 classroom teacher in FY10. Though the present total K population could be consolidated into 3 larger first grades, we anticipate a large number of new first graders. (Needham children who opted out of Kindergarten for this year only due to half-day schedule as well as a large number of Boston students) that will enter the system at the same time. The Superintendent did not recommend funding for this request, due to budgetary constraints.

Additional Funds Request - Reduce Hillside Kindergarten [Base] [11M2172]

Amount Recomm	Original Request	Request Description & Funding Recommendation
-\$27,500		Due to budget constraints, the Superintendent recommends collapsing four proposed sections of Hillside Kindergarten into three sections in FY10, requiring 0.5 fewer teachers. Class sizes rise slightly, from 16/17 to 22 students per section.

Additional Funds Request - Reduce Travel Funds [Base] [11M2210]

Amount Recomm	Original Request	Request Description & Funding Recommendation
-\$1,500		This request reduces District-wide travel/conference funds, due to budgetary constraints

FY10 School Committee Budget Request
Needham Public Schools
 Mitchell Elementary 3240

Fiscal Year: 2010

	FY07 ACTUAL	FY08 ACTUAL	FY09 TM BUDGET	FY10 TL REQUEST	FY10 APPROVED	\$ CHG	% CH
Salaries	1,548,150	1,586,694	1,570,691	1,742,671	1,742,671	171,980	10.95%
Purchase of Services	5,405						
Expense	31,933	31,777	32,128	38,728	30,628	-1,500	-4.67%
Capital							
TOTAL	1,585,489	1,618,471	1,602,819	1,781,399	1,773,299	170,480	10.64%

Budget Overview:

The Mitchell School is a K-5 elementary school with a projected FY10 enrollment of 481 students.

FY09 (Current Year) Department Staffing:

The Mitchell staff includes: 1.0 FTE Principal, 3.86 (3.38 FTE) secretaries/clerical aides, and 20.0 FTE regular classroom teachers. The building also is supported by staff from the Guidance, Psychology, Nursing, SPED, Reading, Instructional Technology, Media, Physical Education, Art, and Music Departments (described in the specialist cost center budgets.) The METCO grant also funds a 1.0 teaching assistant, which is not included in the chart below.

FTE Operating	FY08 Actuals	FY09 Budget	FY10 TL Request	FY10 TL Recom.	FY10/FY09 Inc/Dec
Admin	1.00	1.00	1.00	1.00	0.00
Teachers	20.00	20.00	22.00	22.00	2.00
Aides	0.00	0.00	0.00	0.00	0.00
Clerical	4.09	3.86	3.86	3.86	0.00
Total	25.09	24.86	26.86	26.86	2.00

Critical Issues:

1. The Mitchell school has critical space needs, and is at risk for assigning one or both of our art or music teachers to a cart. The KASE program has been held offsite since FY08 and will be again next year.
2. The building has recurring air quality issues, heating issues (some of which have been addressed with recycled Needham High School equipment, and electrical and technology issues (for which a capital funding request has been submitted.) Capital requests to study the feasibility of upgrading the Mitchell school electrical and technology infrastructure, and renovate Mitchell school are requested.
3. The projected enrollment increase at Grade 4 will require an additional 1.0 teacher in FY09.

Critical Issues Addressed:

1. The Superintendent and Budget Director have been informed of future space needs and these issues will be addressed in FY10 by options that include overcrowded classrooms in 5th grade (with 3 TAs), modulars, spot redistricting.
2. The technology/electrical infrastructure and school renovation capital requests are being resubmitted.
3. An additional classroom teacher is being requested.

Goals and Objectives:

The Mitchell School budget supports District Goals 1-3, related to advancing a standards-based curriculum, developing the social-emotional skills of students, and promoting active citizenship.

Funding Recommendation

The FY10 budget recommendation for this department is **\$1,773,299**, which represents a **\$170,480 (11%)** change over FY09. The **\$1,773,299** request includes a baseline budget of **\$1,719,799**, representing an increase of \$116,980, due to contractual salary increases, plus **\$53,500** in recommended additional funding requests. The recommended additional funding requests are detailed below:

FY10 School Committee Budget Request
Needham Public Schools
Mitchell Elementary 3240

Fiscal Year: 2010

Additional Funds Request - 1.0 FTE Mitchell Grade 5 Teacher [Base] [12M1990]

Amount Recomm	Original Request	Request Description & Funding Recommendation
\$55,000	\$61,600	Currently, Mitchell projects 81 students rising to 5th grade. With 3 current sections, class sizes of 27 would result. To reduce class size, 1.0 FTE teacher is requested to maintain class size ratios. This will also allow the teacher to maintain current instructional practices including, but not limited to, differentiated instruction, responsiveness of teacher feedback, parent communication, and attention to individual students. The Superintendent recommends ongoing operating funds for the position only, and using unspent FY09 budget funds, as available, to meet the setup needs, in whole or in part.

Additional Funds Request - Reduce Travel Funds [Base] [12M2211]

Amount Recomm	Original Request	Request Description & Funding Recommendation
-\$1,500		This request reduces District-wide travel/conference funds, due to budgetary constraints

FY10 School Committee Budget Request
Needham Public Schools
 Newman Elementary 3250

Fiscal Year: 2010

	FY07 ACTUAL	FY08 ACTUAL	FY09 TM BUDGET	FY10 TL REQUEST	FY10 APPROVED	\$ CHG	% CH
Salaries	2,275,152	2,276,315	2,256,585	2,371,118	2,246,650	-9,935	-0.44%
Purchase of Services	12,837	29,574					
Expense	62,641	45,646	47,628	47,828	44,628	-3,000	-6.30%
Capital							
TOTAL	2,350,629	2,351,535	2,304,213	2,418,946	2,291,278	-12,935	-0.56%

Budget Overview:

The Newman Elementary School, will serve approximately 731 students in FY09: 669 K-5 students and 62 students in the integrated preschool program, which serves both special needs and typically-developing youngsters.

FY09 (Current Year) Department Staffing:

Budgeted staff include: 1.0 FTE Principal, 1.0 FTE Assistant Principal, 4.93 FTE secretaries/clerical aides, and 30.5 FTE regular classroom teachers. The building also is supported by staff from the Guidance, Psychology, Nursing, SPED, Reading, Instructional Technology, Media, Physical Education, Art, and Music Departments (described in the specialist cost center budgets.) The METCO grant funds an additional 0.5 Kindergarten teacher, who is not included in the chart below.

FTE Operating	FY08 Actuals	FY09 Budget	FY10 TL Request	FY10 TL Recom.	FY10 /FY09 Inc/Dec
Admin	2.00	2.00	2.00	2.00	0.00
Teachers	31.50	30.50	31.00	29.00	-1.50
Aides	0.00	0.00	0.00	0.00	0.00
Clerical	4.79	4.93	5.22	4.79	-0.14
Total	38.29	37.43	38.22	35.79	-1.64

Critical Issues:

1. Rising numbers of Kindergarten-eligible children with significant special needs.
2. Space planning.
3. State mandated testing scores.
4. Office and administrative support are short-staffed.
5. Increasing number of children and families in the Newman community.

Critical Issues Addressed:

This budget addresses the aforementioned needs through requests for additional teaching and office staff.

Goals and Objectives:

The Newman School budget supports District Goals 1-3, related to advancing a standards-based curriculum, developing the social-emotional skills of students, and promoting active citizenship.

Funding Recommendation

The FY10 budget recommendation for this department is **\$2,291,278**, which represents a **\$-12,935 (-1%)** change over FY09. The **\$2,291,278** request includes a baseline budget of **\$2,376,778**, an increase of \$72,565 (reflecting the net impact of a 0.14 FTE voluntary clerical staff reduction, totaling \$3,910, and \$76,475 in contractual salary increases), plus **\$-85,500** in recommended additional funding requests. The recommended additional funding requests are detailed below:

Additional Funds Request - 0.43FTE Expanded Newman Accounting Secretary [Program Improvement] [13M2983]

Amount Recomm	Original Request	Request Description & Funding Recommendation
\$0	\$11,917	The accounting secretary currently works 20 hours per week for 10 months. This request moves this position to a full time (35 hrs./wk) 11 month position. The Superintendent did not recommend funding for this request.

Additional Funds Request - Expand Newman Full-Time Office Secretary from 10 to 11 Months [Program Improvement] [13M2984]

Amount Recomm	Original Request	Request Description & Funding Recommendation
\$0	\$2,551	This request would increase 10 month secretary to 11 months, which includes one month over the summer to support the distribution of orders, help with new student registration, etc. The Superintendent did not recommend funding for this request.

FY10 School Committee Budget Request
Needham Public Schools
 Newman Elementary 3250

Fiscal Year: 2010

Additional Funds Request - Restoration of 1.0 FTE Grade 5 Newman Teacher [Base] [13M1987]

Amount Recomm	Original Request	Request Description & Funding Recommendation
\$0	\$55,200	Restoration of grade five teacher to maintain current class size in upcoming fourth grade class. In FY'09, grade 4 teaching position was reduced allowing class size to rise. To manage this increase, I kept six teachers in fourth grade grade and decreased the number of teachers in grade 5 from 6 to 5. The Superintendent does not recommend funding for this request, due to budgetary constraints. Class sizes are expected to range from 22/23/24 in FY10.

Additional Funds Request - Continue 0.5 FTE Kindergarten Position Conversion [Base] [13M2143]

Amount Recomm	Original Request	Request Description & Funding Recommendation
-\$27,500	-\$27,500	In FY09, a 0.5 FTE Kindergarten position was funded through the METCO grant. The vacant position was reallocated to other District needs. To continue the status quo in FY10, this position should be cut.


Additional Funds Request - Shift 1.0 Newman Classroom Teacher to METCO grant [Base] [13M2171]

Amount Recomm	Original Request	Request Description & Funding Recommendation
-\$55,000		Due to operating budget constraints, the Superintendent recommends shifting 1.0 FTE Newman classroom teacher to the METCO grant in FY10.

Additional Funds Request - Reduce Travel Funds [Base] [13M2212]

Amount Recomm	Original Request	Request Description & Funding Recommendation
-\$3,000		This request reduces District-wide travel/conference funds, due to budgetary constraints.

This page is intentionally blank.



Needham, Massachusetts

*Operating Budget
Middle*

FY10 School Committee Budget Request
Needham Public Schools
 High Rock 3260

Fiscal Year: 2010

	FY07 ACTUAL	FY08 ACTUAL	FY09 TM BUDGET	FY10 TL REQUEST	FY10 APPROVED	\$ CHG	% CH
Salaries				1,527,801	1,527,801	1,527,801	?
Purchase of Services				2,457	2,457	2,457	?
Expense				42,274	41,739	41,739	?
Capital							
TOTAL				1,572,532	1,571,997	1,571,997	?

Budget Overview:

The High Rock Sixth Grade Center, a new facility that will open in September 2009, will house the District's Grade 6 population of 417 students. The operational costs of the facility will be funded by a transfer of staff and supplies from the Pollard Middle School, and by the successful November 2008 operating override, which secured the supplemental funding required to fully staff and run this school.

FY09 (Current Year) Department Staffing:

High Rock will not open as a school until September 2009. At that time, staff will include: a 1.0 FTE Principal, 2.0 secretaries and 20.0 FTE regular classroom teachers. The building also is supported by staff from the Guidance, Psychology, Nursing, SPED, Reading, Instructional Technology, Media, Physical Education, Health, Art, and Music Departments (described in the specialist cost center budgets.)

FTE Operating	FY08 Actuals	FY09 Budget	FY10 TL Request	FY10 TL Recom.	FY10 /FY09 Inc/Dec
Admin	0.00	0.00	1.00	1.00	1.00
Teachers	0.00	0.00	20.00	20.00	20.00
Aides	0.00	0.00	0.00	0.00	0.00
Clerical	0.00	0.00	2.00	2.00	2.00
Total	0.00	0.00	23.00	23.00	23.00

Critical Issues:

The critical issue for the High Rock school is ensuring the smooth and successful transitions of students between Grades 5 and 7.

Critical Issues Addressed:

The budget addresses this critical issue through the provision of staff and resources, dedicated to meeting the academic and social needs of sixth graders.

Goals and Objectives:

The High Rock School budget supports District Goals 1-3, related to advancing a standards-based curriculum, developing the social-emotional skills of students, and promoting active citizenship.

Funding Recommendation

The FY10 budget recommendation for this department is **\$1,571,997**, which represents a **\$1,571,997 (??%)** change over FY09. The **\$1,571,997** request includes a baseline budget of **\$1,393,824**, transferred from Pollard Middle School (including 23 staff members totaling \$1,359,301 and \$34,523 in supplies), plus **\$178,173** in recommended additional funding requests. The recommended additional funding requests are detailed below:

Additional Funds Request - High Rock/Pollard Convert 1.0 House Administrator to Grade 6 Principal [Program Improvement] [27M3099]

Amount Recomm	Original Request	Request Description & Funding Recommendation
\$7,810	\$7,810	This request budgets funds to convert the current Grade 6 House Administrator to a Principal, which were raised via the November 2008 operational override. This request adds the 1.0 Principal to High Rock; a companion request at Pollard reduces the 1.0 FTe House Administrator position.

Additional Funds Request - High Rock 1.0 FTE 12 Month Secretary [Program Improvement] [27M3100]

Amount Recomm	Original Request	Request Description & Funding Recommendation
\$41,140	\$41,140	This request budgets funds to hire a 1.0 FTE Secretary for High Rock School, which were raised via the November 2008 operational override.

FY10 School Committee Budget Request
Needham Public Schools
High Rock 3260

Fiscal Year: 2010

Additional Funds Request - High Rock 2.0 FTE Grade 6 Cluster Teachers [Program Improvement] [27M3102]

Amount Recomm	Original Request	Request Description & Funding Recommendation
\$110,000	\$110,000	This request budgets funds for 2.0 FTE Grade 6 Cluster Teachers, which were raised via the November 2008 operational override.

Additional Funds Request - High Rock Co-Curricular Stipends- Unit A [Program Improvement] [27M3113]

Amount Recomm	Original Request	Request Description & Funding Recommendation
\$9,550	\$9,550	This request budgets funds for co-curricular stipends to support the Grade 6 Program at High Rock School, which were raised via the November 2008 operational override.

Additional Funds Request - High Rock/Middle School Educational Supplies [Program Improvement] [27M3147]

Amount Recomm	Original Request	Request Description & Funding Recommendation
\$10,208	\$10,208	This request budgets funds for additional operating supplies at the Middle School level, raised via the November 2008 operational override. Funds are allocated to the Pollard and High Rock Schools, as well as to Middle School specialist and support services. This request is duplicated in several cost centers of the budget.

Additional Funds Request - Reduce Travel Funds [Base] [27M2213]

Amount Recomm	Original Request	Request Description & Funding Recommendation
-\$535		This request reduces District-wide travel funds, due to budgetary constraints

FY10 School Committee Budget Request
Needham Public Schools
 Pollard Middle School 3300

Fiscal Year: 2010

	FY07 ACTUAL	FY08 ACTUAL	FY09 TM BUDGET	FY10 TL REQUEST	FY10 APPROVED	\$ CHG	% CH
Salaries	3,450,251	3,509,097	3,699,599	2,851,699	2,831,356	-868,243	-23.47%
Purchase of Services	24,365	13,516	7,445	4,988	4,988	-2,457	-33.00%
Expense	101,052	90,889	97,171	85,831	60,191	-36,980	-38.06%
Capital							
TOTAL	3,575,667	3,613,502	3,804,215	2,942,518	2,896,535	-907,680	-23.86%

Budget Overview:

In 2009-10 the Pollard Middle School will provide a program of instruction for approximately 770 students in grades 7 and 8. Grade 6 students will move to the new High Rock Sixth Grade Center, scheduled to open in September 2009. As a result, the operating budget of Pollard has been reduced by a third in all areas with the anticipation of High Rock opening.

FY09 (Current Year) Department Staffing:

The Pollard staff currently includes: a 1.0 FTE Principal, 3.0 FTE House Administrators, 5 FTE secretaries/clerical aides, and 48.0 FTE regular classroom teachers. The building also is supported by staff from the Guidance, Psychology, Nursing, SPED, Reading, Instructional Technology, Media, Physical Education, Health, Art, and Music Departments (described in the specialist cost center budgets.)

FTE Operating	FY08 Actuals	FY09 Budget	FY10 TL Request	FY10 TL Recom.	FY10 /FY09 Inc/Dec
Admin	4.00	4.00	3.00	3.00	-1.00
Teachers	48.00	48.00	35.50	35.50	-12.50
Aides	0.00	0.00	0.00	0.00	0.00
Clerical	5.00	5.00	4.00	4.00	-1.00
Total	57.00	57.00	42.50	42.50	-14.50

Critical Issues:

Even with the opening of High Rock, our programs in the 7th grade will grow by 50 students over this year representing a considerable strain on our budget to purchase and acquire appropriate instructional materials. Planning for this increase is represented in the request for additional funding to support the addition of a half a cluster at the 7th grade.

Pollard also has considerable need for regular and ongoing maintenance in order to ensure that the facility remains safe, inviting and clean for both students and staff. These needs are essential, regardless of the High Rock campus expansion. Of critical need are improvements to the door hardware (locks and mechanisms), as well as the addition of parking. In addition, the Pollard auditorium is in critical need of renovation, as the facilities there no longer adequately or comfortably accommodate student programs.

Critical Issues Addressed:

With the successful passing of the November override, the middle school program, spanning both High Rock and Pollard, should be well positioned to provide a comprehensive program that maintains reasonable class sizes in all departments. Capital requests have been submitted for ongoing facility maintenance needs and to renovate the Pollard auditorium.

A reduction in our staffing levels due to any necessary budgetary reductions and/or a need to reduce the operational budget of High Rock will severely impact the overall program and class sizes in all three grades.

Goals and Objectives:

The Pollard School budget supports District Goals 1-3, related to advancing a standards-based curriculum, developing the social-emotional skills of students, and promoting active citizenship.

Funding Recommendation

The FY10 budget recommendation for this department is **\$2,896,535**, which represents a **\$-907,680 (-24%)** change over FY09. The **\$2,896,535** request includes a baseline budget of **\$2,706,651**, a decrease of \$1,097,564 from FY09 (reflecting the net impact of \$216,260 in contractual salary increases for Middle School staff members; \$80,000 in FY09 staffing cuts, which were budgeted here, but taken in the specialist areas; and the shift of \$1,393,824 in salary and operating expenses to the High Rock budget), plus **\$189,884** in recommended additional funding requests. The recommended additional funding requests are detailed below:

FY10 School Committee Budget Request
Needham Public Schools
 Pollard Middle School 3300

Fiscal Year: 2010

Additional Funds Request - High Rock Grade 7/8 Specialists (TBD) [Program Improvement] [14M3122]

Amount Recomm	Original Request	Request Description & Funding Recommendation
\$82,500	\$82,500	This request budgets funds to hire 1.5 FTE TBD specialists for Grades 7/8, which were raised via the November 2008 operational override. These specialists are required to staff the cluster model with 18 Grade 7 and 16 Grade 8 cluster classes in FY10.

Additional Funds Request - High Rock/Pollard 2.0 FTE Cluster Teachers Grade 7 [Program Improvement] [14M3126]

Amount Recomm	Original Request	Request Description & Funding Recommendation
\$110,000	\$110,000	This request budgets funds to hire 2.0 FTE Grade 7 Cluster Teachers, which were raised via the November 2008 operational override. With this addition, the number of Grade 7 teachers will increase from 16 to 18 in FY10.

Additional Funds Request - Continue Funding for 0.4 Pollard Teacher Not Cut During FY09 [Base] [14M2137]

Amount Recomm	Original Request	Request Description & Funding Recommendation
\$22,641	\$22,641	The FY09 budget mandated a 2.0 FTE teacher reduction at Pollard Middle School. Only 1.6 FTE positions were cut. This request continues funding for the 0.4 FTE position that was not cut, but which requires ongoing funding to continue.

Additional Funds Request - High Rock/Middle School Educational Supplies [Program Improvement] [14M3146]

Amount Recomm	Original Request	Request Description & Funding Recommendation
\$20,726	\$20,726	This request budgets funds for additional operating supplies at the Middle School level, raised via the November 2008 operational override. Funds are allocated to the Pollard and High Rock Schools, as well as to Middle School specialist and support services. This request is duplicated in several cost centers of the budget.

Additional Funds Request - Reduction of Middle School Supplies Account [Base] [14M2180]


Amount Recomm	Original Request	Request Description & Funding Recommendation
-\$25,000		The Superintendent recommends reducing the Pollard general supplies account by \$25,000 to balance the FY10 Budget

Additional Funds Request - Eliminate Middle School Head Teacher Stipends [Base] [14M2198]

Amount Recomm	Original Request	Request Description & Funding Recommendation
-\$20,343		The Superintendent recommends eliminating the Unit A Middle School Head Teacher stipends, which will no longer be paid, given the creation of the Unit B Curriculum Coordinator positions, funded through the High Rock override for Grades 6-8.

Additional Funds Request - Reduce Travel Funds [Base] [14M2215]

Amount Recomm	Original Request	Request Description & Funding Recommendation
-\$640		This request reduces District-wide travel/conference funds, due to budgetary constraints.



Needham, Massachusetts

*Operating Budget
High School*

FY10 School Committee Budget Request
Needham Public Schools
 Needham High School 3400

Fiscal Year: 2010

	FY07 ACTUAL	FY08 ACTUAL	FY09 TM BUDGET	FY10 TL REQUEST	FY10 APPROVED	\$ CHG	% CH
Salaries	4,929,485	4,975,044	5,041,455	5,549,596	5,319,582	278,127	5.52%
Purchase of Services	52,756	16,140	5,500	5,500	5,500		
Expense	159,854	163,570	176,729	201,729	156,729	-20,000	-11.32%
Capital							
TOTAL	5,142,096	5,154,755	5,223,684	5,756,825	5,481,811	258,127	4.94%

Budget Overview:

Needham High School educates approximately 1,433 (projected FY10) students in grades 9-12.

FY09 (Current Year) Department Staffing:

Budgeted staff include: 1.0 FTE Principal, 2.0 FTE Assistant Principals, 2.3 FTE Department Heads, 4.5 FTE secretaries/clerical aides, 1.0 Lab Specialists, and 61.1 FTE regular classroom teachers. The building also is supported by staff from the Guidance, Psychology, Nursing, SPED, Reading, Instructional Technology, Media, Physical Education, Art, and Music Departments (described in the specialist cost center budgets.)

FTE Operating	FY08 Actuals	FY09 Budget	FY10 TL Request	FY10 TL Recom.	FY10 /FY09 Inc/Dec
Admin	5.50	5.30	5.30	5.30	0.00
Teachers	63.70	61.10	63.20	60.70	-0.40
Aides	1.00	1.00	0.00	0.00	-1.00
Clerical	6.00	4.50	6.00	4.95	0.45
Total	76.20	71.90	74.50	70.95	-0.95

Critical Issues:

The high school is in the final year (fourth) of a comprehensive new construction/renovation project. In addition to implementing the objectives outlined in the School Improvement Plan, the school is committed to reducing its student-teacher ratios in targeted departments. In addition, the school is preparing for its decennial accreditation visit in 2009, which brings with it preparation costs.

Critical Issues Addressed:

Each of the level service line items as well as the new requests address critical academic and student support issues at the high school. This includes requests for new staffing as well as the DAL request which support's the school's anti-bias initiative.

Goals and Objectives:

The high school's budget supports the District's four values: scholarship, community, citizenship, and personal growth. The additional requests, particularly the DAL and student support items, speak to the district's second goal of developing the social and emotional skills of all students.

Funding Recommendation

The FY10 budget recommendation for this department is **\$5,481,811**, which represents a **\$258,127 (5%)** change over FY09. The **\$5,481,811** request includes a baseline budget of **\$5,599,834**, an increase of \$376,150 (reflecting the net impact of 0.75 FTE, \$20,670, secretary cut, which was budgeted here, but taken elsewhere; a 0.3 FTE teacher cut totaling \$15,000, which was budgeted here, but taken elsewhere; and \$340,480 in contractual salary increases), plus **\$-118,023** in recommended additional funding requests. The recommended additional funding requests are detailed below:

Additional Funds Request - NEASC Decennial site visit (Nov. 2009) [Program Improvement] [15M3008]

Amount Recomm	Original Request	Request Description & Funding Recommendation
\$0	\$25,000	This request budgets funds to host the visiting accreditation committee in November of 2009. Costs include transportation, lodging, food, supplies, and fees. The Superintendent supports using unspent FY09 budget funds, as available, to pre-purchase tuition or collaborative dues, so that these one-time expenses can be funded in FY10, without permanently increasing the NHS operating budget allocation.

Additional Funds Request - Additional High School Extra- and Co-Curricular Stipends [Program Improvement] [15M3009]

Amount Recomm	Original Request	Request Description & Funding Recommendation
\$0	\$34,664	This request provides compensation to advisors for active student clubs, student services, or school initiatives. The Superintendent did not recommend funding for this request, due to budgetary constraints.

FY10 School Committee Budget Request
Needham Public Schools
 Needham High School 3400

Fiscal Year: 2010

Additional Funds Request - Fitness Center Program Coordinator Stipend [Program Improvement] [15M3018]

Amount Recomm	Original Request	Request Description & Funding Recommendation
\$0	\$14,253	The high school will open its state-of-the-art Fitness Center in the late fall of 2008. The school will offer a variety of programs which will need supervision and development. The Program Coordinator would receive a stipend to do this development and oversight work. The Superintendent did not recommend funding for this request, due to budgetary constraints.

Additional Funds Request - Continue conversion of 1.2 NHS Teachers to Program Specialists [Base] [15M2133]

Amount Recomm	Original Request	Request Description & Funding Recommendation
\$22,859	\$22,859	The FY09 budget mandated a 2.0 FTE teacher reduction at the High School, due to budget constraints. A portion of this reduction was achieved by cutting 1.2 FTE program specialists instead of teachers. This request restores the budget differential to the budget. A companion adjustment is made to the Media cost center as well.

Additional Funds Request - Continuation of 0.75 FTE High School Clerical Staffing, Not Cut During FY09 [Base] [15M2144]

Amount Recomm	Original Request	Request Description & Funding Recommendation
\$0	\$25,060	The FY09 budget mandated a 1.5 FTE clerical reduction at NHS. Across the District, only 0.75 FTE positions were reduced. This request continues funding for the 0.75 FTE position that was not cut, but which requires ongoing funding to continue.

Additional Funds Request - Continue Funding for 0.6 FTE NHS Teacher Not Cut During FY09 [Base] [15M2159]

Amount Recomm	Original Request	Request Description & Funding Recommendation
\$35,155	\$35,155	The FY09 budget mandated a 2.0 FTE teacher reduction at NHS. Only 1.4 FTE positions were cut. This request continues funding for the 0.6 FTE position that were not cut, but which require ongoing funding to continue.

Additional Funds Request - Reduction of 4.0 FTE NHS Classroom Teaching Staff [Base] [15M2167]

Amount Recomm	Original Request	Request Description & Funding Recommendation
-\$137,500		The Superintendent recommends the reduction of 4.0 FTE Classroom Teaching Staff to balance the FY10 Budget. Class sizes will rise slightly and/or programs will be reduced. The School Committee voted to restore funding for 1.5 teaching positions, in favor of cuts made elsewhere to the District budget.

Additional Funds Request - Reduction of NHS Supplies Budget [Base] [15M2193]

Amount Recomm	Original Request	Request Description & Funding Recommendation
-\$15,000		The Superintendent recommends reducing the general supplies budget of the High School by \$15,000 to balance the FY10 budget.

Additional Funds Request - Reduce 0.3 FTE Clerical Staff Person [Base] [15M2203]

Amount Recomm	Original Request	Request Description & Funding Recommendation
-\$18,537		The School Committee voted to reduce a 0.3 FTE clerical staff person, due to funding constraints. This reduction reflects a revised clerical staffing model at Needham High School.

Additional Funds Request - Reduce Travel Funds [Base] [15M2214]

Amount Recomm	Original Request	Request Description & Funding Recommendation
-\$5,000		This request reduces District-wide travel/conference funds, due to budgetary constraints.

FY10 School Committee Budget Request
Needham Public Schools
 Needham High School Athletics 3410

Fiscal Year: 2010

	FY07 ACTUAL	FY08 ACTUAL	FY09 TM BUDGET	FY10 TL REQUEST	FY10 APPROVED	\$ CHG	% CH
Salaries	304,428	371,665	362,335	383,098	370,959	8,624	2.38%
Purchase of Services Expense	22,330	31,250	5,290	5,290	5,290		
Capital	13,928	13,250	17,320	17,320	17,320		
TOTAL	340,686	416,165	384,945	405,708	393,569	8,624	2.24%

Budget Overview:

The High School Interscholastic Athletics Program includes teams at the Freshman, Junior Varsity, and Varsity Levels. In FY10, approximately 1,280 athletes are projected to participate in one or more sports. The athletic program derives funding from the regular operating budget, gate revenue and user fees (the current fee is \$285 per athlete, per sport) and donations. There is also an additional \$150.00 fee for Hockey.

FY09 (Current Year) Department Staffing:

A 1.0 FTE Athletics Director, a full-time (0.91 FTE) secretary staff and approximately 40 part-time coaches (paid a stipend for their work) staff this department.

FTE Operating	FY08 Actuals	FY09 Budget	FY10 TL Request	FY10 TL Recom.	FY10 /FY09 Inc/Dcc
Admin	1.00	1.00	1.00	1.00	0.00
Teachers	0.00	0.00	0.00	0.00	0.00
Aides	0.00	0.00	0.00	0.00	0.00
Clerical	1.00	1.00	1.00	1.00	0.00
Total	2.00	2.00	2.00	2.00	0.00

Critical Issues:

The most critical issue facing the Athletic Department is operating with a budget so dependent on gate receipts and user fees. An unanticipated drop in either revenue source has the potential to create a deficit at the close of the fiscal year.

Critical Issues Addressed:

Constant monitoring of the User Fee and Gate Receipt income.

Goals and Objectives:

The High School Athletics Program supports District Goal 2.0, which ensures that students have the social and emotional competencies that enable them to be self-aware, to have social and relationship skills, to self-manage and to make responsible decisions.

Funding Recommendation

The FY10 budget recommendation for this department is **\$393,569**, which represents a **\$8,624 (2%)** change over FY09. The **\$393,569** request includes a baseline budget of **\$402,902**, an increase of \$17,957, due to contractual salary increases, plus **\$-9,333** in recommended additional funding requests. The recommended additional funding requests are detailed below:


Additional Funds Request - Eliminate Athletics Business Manager & Equipment Manager [Base] [16M2196]

Amount Recomm	Original Request	Request Description & Funding Recommendation
-\$9,333		Due to budgetary constraints, the Superintendent recommends eliminating the Business Manager and Equipment Manager positions, who are each paid a Unit A coaching stipend.

Additional Funds Request - Boys Varsity Golf Stipend [Program Improvement] [16M3197]

Amount Recomm	Original Request	Request Description & Funding Recommendation
\$0	\$2,806	This request is to fund a Boys Varsity Golf Stipend at NHS. The Superintendent did not recommend funding for this request, due to budget constraints.

This page is intentionally blank.



Needham, Massachusetts

*Operating Budget
K-12 Student Services*

FY10 School Committee Budget Request
 Needham Public Schools
 Guidance 3510

Fiscal Year: 2010

	FY07 ACTUAL	FY08 ACTUAL	FY09 TM BUDGET	FY10 TL REQUEST	FY10 APPROVED	\$ CHG	% CH
Salaries	1,559,071	1,693,079	1,826,023	1,962,958	1,962,958	136,935	7.50%
Purchase of Services	2,787	4,385	2,500	2,500	2,500		
Expense	8,401	13,001	16,405	16,605	16,605	200	1.22%
Capital							
TOTAL	1,570,258	1,710,465	1,844,928	1,982,063	1,982,063	137,135	7.43%

Budget Overview:

The Guidance Department provides counseling services for Pre K-12 students in all school settings. These services include psycho-social assessment, individual and group counseling, developmental guidance seminars, post-secondary and college preparatory counseling, developing and implementing 504 accommodation plans, crisis intervention and referral to community supports, as well as providing therapeutic support for special needs students. It is important to note that 504 accommodations and services on IEPs are mandated by state and federal laws.

In 1995, the total enrollment for Needham Public Schools was 4,049 in 2008 it is estimated to be 5,003. This increase in student enrollment is currently being felt at the elementary level and is now impacting the middle school. There also has been a substantial increase in the severity of the disabilities of the students enrollment in Special Education Programs in the District, which, in turn, requires the additional support and expertise of school adjustment counselors. The number of students serviced, as well as the types and severity of these disabilities, have increased. With these increases, mandated counseling services in IEPs have also increased. Guidance involvement has also increased regarding special education requirements of attending team meetings, participating in consultations, paperwork requirements, as well as providing a high level of parental support. However, this can be seen as a worthy investment, as such in-house service and expertise decreases the number of out-of-district placements and ultimately defrays cost. The FY10 budget requests do not ask for additional guidance staff to address increasing enrollments and heavier

FY09 (Current Year) Department Staffing:

The Guidance Department is staffed by a 1.0 FTE Director, 2.0 FTE secretaries and 22.6 Guidance Counselors. The Guidance Counselors are allocated among schools as follows: 1.8 FTE Broadmeadow, 1.4 FTE Eliot, 1.2 FTE Hillside, 1.4 FTE Mitchell, 2.2 FTE Newman, 4.6 FTE Pollard, and 10.0 FTE NHS. Grants and revolving fund support the following additional guidance personnel, which are not reflected in the chart below: a 0.8 FTE Middle School counselor and a 0.2 FTE Broadmeadow Guidance Counselor.

FTE Operating	FY08 Actuals	FY09 Budget	FY10 TL Request	FY10 TL Recom.	FY10 /FY09 Inc/Dec
Admin	1.00	1.00	1.00	1.00	0.00
Teachers	21.60	22.60	23.20	23.20	0.60
Aides	0.00	0.00	0.00	0.00	0.00
Clerical	2.00	2.00	2.00	2.00	0.00
Total	24.60	25.60	26.20	26.20	0.60

Critical Issues:

High School Critical Issue:

1) Needham High School has a significant number of students with emotional and mental health issues that interfere with their ability to learn and threaten their well being. The current case load of approximately 700 students per personal counselor compromises the counselors ability to adequately address the need of these students. This leaves far too many high risk students without the appropriate level of support at the High School.

2) Youth substance use is an issue all communities struggle with. What makes Needham different is the scale of the issues, the risk factors associated with use, and the impact that substance use has on the safety and well being of our students. A consistent presence is needed in the High School to work with students, parents, and staff towards creating a healthy and safe environment for our students.

The Needham Coalition for Suicide Prevention has identified the high caseload of guidance counselors at the High School and the lack of a drug and alcohol counselor as not adequately addressing the needs of the students at the High School.

3) The Needham Public School Integrated Preschool has a swelling population of severely disabled students who require a high level of services. The families of these students are struggling with the emotional and physical needs of these students. At the start of the 08-09 school year, there will be at least 40 severely disabled preschoolers attending the preschool. The preschoolers and their parents need access to guidance support. Currently, the guidance counselor is at the preschool two days per week, with most of one of the two days taken up with IEP meeting. This leaves one day per week to address the high level of complex needs of the preschoolers and their families.

Critical Issues Addressed:

At this point the guidance department is not asking for an increase in staffing recognizing the significant budget constraints in the district this year. There are continuing critical issues that will need to be addressed in the near future.

1. A .5 FTE increase in personal counseling would lessen the caseload to 560 student for each personal counselor. This increase would enable to guidance department to intervene more quickly providing a higher level of safety for our students and lessening the need for emergency psychiatric evaluations, hospitalizations, or partial hospitalizations.

FY10 School Committee Budget Request
Needham Public Schools
 Guidance 3510

Fiscal Year: 2010

2) The current Metro West Grant has had a major impact on high school substance abuse. It also has had an impact on students, parents, staff, and the overall community culture regarding substance use. The grant has ended at the start of this school year. Continuing this position in the operating budget will enable the High School to continue to provide effective support to students, outreach to parents, and continued growth in the area of community awareness.

3) Two additional days of guidance services at the preschool would increase the amount of time social skills are addressed for these students. Parental support would increase, lessening the anxiety and increasing the skill of the parents. Guidance could proactively address the need for support to the families, as their struggles increase with the high severity of their children's disabilities.

Goals and Objectives:

1. The District's goals of maintaining a safe school environment and helping students develop a strong character and social skills is further supported by enabling students to have better access to the personal counselors at the High School.
2. The District's goals of maintaining a safe school environment and helping students develop a strong character and social skills is further supported by providing a counselor who works as a Drug and Alcohol Counselor in the area of substance abuse.
3. The District has a responsibility to provide appropriate early intervention services for the disabled preschool students in the town. Successfully addressing the needs presented by these students, ensures a higher opportunity for success when they attend the elementary school in their community.

Funding Recommendation

The FY10 budget recommendation for this department is **\$1,982,063**, which represents a **\$137,135 (7%)** change over FY09. The **\$1,982,063** request includes a baseline budget of **\$1,948,863**, which increases \$103,935 over FY09 (reflecting contractual salary increases), plus **\$33,200** in recommended additional funding requests. The recommended additional funding requests are detailed below:

Additional Funds Request - High Rock 0.6 FTE Guidance Counselor [Program Improvement] [17M3104]

Amount Recomm	Original Request	Request Description & Funding Recommendation
\$33,000	\$33,000	This request budgets funds to hire 0.6 FTE Grade 6 Guidance Counselor, which were raised via the November 2008 operational override.

Additional Funds Request - High Rock/Middle School Educational Supplies [Program Improvement] [17M3148]

Amount Recomm	Original Request	Request Description & Funding Recommendation
\$200	\$200	This request budgets funds for additional operating supplies at the Middle School level, raised via the November 2008 operational override. Funds are allocated to the Pollard and High Rock Schools, as well as to Middle School specialist and support services. This request is duplicated in several cost centers of the budget.

Additional Funds Request - Reduce 0.5 FTE NHS Clerical Staff members [Base] [17M2190]

Amount Recomm	Original Request	Request Description & Funding Recommendation
\$0		Due to budget constraints, the Superintendent recommends reducing 0.5 FTE clerical staffmembers at NHS. The School Committee restored funding for this position, based on a revised clerical staffing model at Needham High School.

FY10 School Committee Budget Request
Needham Public Schools
 Psychology 3511

Fiscal Year: 2010

	FY07 ACTUAL	FY08 ACTUAL	FY09 TM BUDGET	FY10 TL REQUEST	FY10 APPROVED	\$ CHG	% CH
Salaries	225,854	306,123	324,486	333,768	322,768	-1,718	-0.53%
Purchase of Services Expense	5,370	5,124	5,266	5,266	5,266		
Capital							
TOTAL	231,224	311,247	329,752	339,034	328,034	-1,718	-0.52%

Budget Overview:

The psychologists are responsible for providing evaluations that are mandated in conjunction with the special education regulations. In many instances, students also require neuropsychological assessments that are more comprehensive assessments of cognitive functions such as learning, memory, and problem-solving. All of these evaluations must be similar in scope and quality to those conducted in clinics and hospitals. If parents are dissatisfied with an evaluation, they have a right for an independent education evaluation at school expense. Each year, the school psychologists evaluate over 250 students.

FY09 (Current Year) Department Staffing:

Current staff include 4.5 Psychologists, which are overseen by the Guidance Director. Psychologists are allocated as follows: 0.4 FTE at each elementary school, 1.0 FTE at Pollard and 1.5 FTE at Needham High School.

FTE Operating	FY08 Actuals	FY09 Budget	FY10 TL Request	FY10 TL Recom.	FY10 /FY09 Inc/Dec
Admin	0.00	0.00	0.00	0.00	0.00
Teachers	4.70	4.50	4.70	4.50	0.00
Aides	0.00	0.00	0.00	0.00	0.00
Clerical	0.00	0.00	0.00	0.00	0.00
Total	4.70	4.50	4.70	4.50	0.00

Critical Issues:

Until FY07, the number of psychologists had remained unchanged for the past 20 years. With the increasing numbers of students, the demand for more neuropsychological evaluations, and the greater complexity of student needs, a 0.5 FTE psychologist was added to the budget for the FY07. Despite this increase, it continued to be necessary to contract out a number of evaluations in order to meet timeline regulations. These private evaluations can cost up to \$2,500 each depending upon the scope. In addition, private evaluators do not have the perspective on the quality of our programs that our own system psychologist enjoy.

Critical Issues Addressed:

To increase staff by 0.2 FTE to decrease the number of contracted psychological evaluations and to expand the district's training program for psychology interns.

Goals and Objectives:

- The Special Education Department has three primary goals this year:
1. To improve the continuum of services that are available for children on the autism spectrum.
 2. To develop options at the secondary level for children with psychiatric issues.
 3. To continue developing programming in the area of pragmatic language.

Funding Recommendation

The FY10 budget recommendation for this department is **\$328,034**, which represents a **\$-1,718 (-1%)** change over FY09. The **\$328,034** request includes a baseline budget of **\$328,034**, which decreases \$1,718, reflecting the net impact of \$17,837 in contractual salary obligations and \$19,556 in turnover savings, plus **\$0** in recommended additional funding requests. The recommended additional funding requests are detailed below:

Additional Funds Request - 0.2 FTE Expanded High School Psychologist [Base] [3M2074]

Amount Recomm	Original Request	Request Description & Funding Recommendation
\$0	\$11,000	This request is for a 0.2 FTE additional psychologist at the High School to meet the demand for special education evaluations at that school, which has had a negative impact on the District's ability to complete evaluations within mandated timelines. This additional Psychologist's time will support meeting those timelines. The Superintendent did not recommend funding for this request, due to budget constraints.

FY10 School Committee Budget Request
Needham Public Schools
 Health/Nursing: School Health Service 3520

Fiscal Year: 2010

	FY07 ACTUAL	FY08 ACTUAL	FY09 TM BUDGET	FY10 TL REQUEST	FY10 APPROVED	\$ CHG	% CH
Salaries	493,989	572,316	625,690	696,957	629,231	3,541	0.57%
Purchase of Services	12,823	57,514	19,101	19,255	19,255	154	0.81%
Expense	5,948	6,103	6,868	7,214	7,214	346	5.04%
Capital							
TOTAL	512,760	635,932	651,659	723,426	655,700	4,041	0.62%

Budget Overview:

School Health Services provides a comprehensive health program that fosters the growth and development of students, monitors health status, identifies and addresses unmet health needs of students, and collaborates with public and private partnerships to ensure quality health services that are responsive to the changing needs of students and the community. School Health Services supports district programs under federal, state, and local mandates including IDEA, section 504, and the Massachusetts Department of Public Health (MDPH). School nursing services include first aid, emergency preparedness, emergency medical first response, mandated health screenings, and ensure the safety and health of the school community. School health services advance the well-being, academic success, and lifelong achievement of students.

FY09 (Current Year) Department Staffing:

FY09 budgeted staff include a 0.5 FTE Director and 8.5 FTE school nurses. Nursing staff are allocated among schools as follows: 2.0 FTE Broadmeadow, 1.0 FTE Eliot, 1.0 FTE Hillside, 1.0 FTE Mitchell, 1.0 FTE Newman, 1.5 FTE Pollard and 1.0 FTE NHis. Grant and revolving accounts fund the following additional staff members, not reflected in the chart below: 0.5 FTE Preschool nurse, 1.0 NHS nurse, a 0.8 FTE clerical position and a 0.1 nurse for St. Joseph's School.

FTE Operating	FY08 Actuals	FY09 Budget	FY10 TL Request	FY10 TL Recom.	FY10 /FY09 Inc/Dec
Admin	0.60	0.50	1.00	1.00	0.50
Teachers	7.90	8.50	8.78	7.58	-0.92
Aides	0.00	0.00	0.00	0.00	0.00
Clerical	0.00	0.00	0.00	0.00	0.00
Total	8.50	9.00	9.78	8.58	-0.42

Critical Issues:

Critical issues are in response to student health data from June 2008, that indicate that 30% of the students in the NPS experience at least one special health care need, including physical, developmental, behavioral, or emotional conditions. School Nurses develop Individual Health Care plans and contribute to the development of section 504 plans and Individual Education Plans for the students with special health care needs that require nursing services to support their health and safety and opportunity for educational achievement. The nurse to student staffing guidelines per the MDPH recommends 1.0 FTE registered nurse per school with 250-500 students. In schools with >500 students, there should be 0.1 FTE per each additional 50 students. School nurses comply with the Educator licensure requirements per the Massachusetts Department of Elementary and Secondary Education.

The Needham Public Schools was awarded funding from the competitive MDPH Essential School Health Services Grant to support the following components of the school health services program: infrastructure for school health services; collaboration with comprehensive, coordinated health education and tobacco control programs; plan linkage for students with primary care providers, dental providers, behavioral/mental health programs, community prevention programs, and health insurance; development and support of a management information system; implementation of performance improvement and evaluation programs; services to private schools in Needham; and collaboration/consultation/networking among school nurses within Needham and two partnered public school districts. The duration of the grant award began on July 1, 2008 and is for 5 years, pending the availability of State funds.

Critical issues also include the ability to recruit and retain qualified Registered Nurses to work as substitute nurses for a school population to ensure the continuity of health and safety during the absence of the permanently assigned school nurse. Substitute school nurses are needed to provide nursing services on school sponsored field trip and other activities, to the increasing numbers of students with health care issues, in accordance to Federal, State, and local mandates, laws and regulations. Substitute nurses are needed to facilitate the implementation of State mandated health screenings of students in the NPS and the preschool community. The substitute school nurse pay is requested to be increased to offer a competitive rate comparative to other local districts.

Critical Issues Addressed:

The needs for additional staffing of nurses will be addressed via the Essential School Health Services grant 2010 budget pending available State funding, to ensure students' access to adequate school nursing services, and the district's implementation of a comprehensive school health services program, compliant of Federal, State, and local mandates.

Supplemental funding is requested to increase the substitute school nurse per diem pay from \$104.04/day to \$120/day.

Goals and Objectives:

School health services support the assumptions of the NPS including: partnership and collaboration with the family and community essential to a students health, well-

FY10 School Committee Budget Request
Needham Public Schools
 Health/Nursing: School Health Service 3520

Fiscal Year: 2010

being, and fostering achievement; infrastructure to provide a safe and secure school program and learning environment; financial and administrative planning that sustains school health nurse to meet the students' health needs in order that they may access their academic program and learn; and human resources that recruits and sustains highly qualified staff, supporting the student:nurse ratio as recommended by the MDPH. School health services supports the health, social, and emotional skills of all students.

Funding Recommendation

The FY10 budget recommendation for this department is **\$655,700**, which represents a **\$4,041 (1%)** change over FY09. The **\$655,700** request includes a baseline budget of **\$675,800**, an increase of \$24,141 over FY09, reflecting contractual salary increases, plus **\$-20,100** in recommended additional funding requests. The recommended additional funding requests are detailed below:

Additional Funds Request - Per Diem Increase for School Nurse Substitutes [Program Improvement] [20M3007]

Amount Recomm	Original Request	Request Description & Funding Recommendation
\$0	\$1,726	Substitute school nurses are needed to implement the school health services program during the absence of the school nurse, to provide nursing services as required by children with complex medical and chronic health conditions during school sponsored activities, and to facilitate the implementation of the State mandated health screening programs for the students in the NPS. In order to recruit and sustain qualified Registered Nurses as substitute school nurses, the pay needs to be increased for a competitive professional compensation. Comparative data of other local districts substitute nurse pay per day is as follows: Acton- Boxborough \$125/day; Ashland \$102/day; Brookline \$169/day; Dedham \$90/day; Dover- Sherborn \$135/day; Framingham \$120/day; Natick \$105/day; Newton \$120/day; Marlboro \$150/day; Medfield \$75/day; and Wellesley \$120/day. The current budget for FY10 in Needham is \$8594, at 86 days per year, and funds a per diem rate of \$104.04/day. The Superintendent did not recommend funding for this request, due to budgetary constraints.

Additional Funds Request - High Rock/ Middle School 1.0 FTE Nurse [Program Improvement] [20M3108]

Amount Recomm	Original Request	Request Description & Funding Recommendation
\$55,000	\$55,000	This request budgets funds for a 1.0 FTE Nurse for Pollard/High Rock, which were raised via the November 2008 operational override.

Additional Funds Request - Continue Conversion of Nurse Director to Full-Time [Base] [20M2131]

Amount Recomm	Original Request	Request Description & Funding Recommendation
\$0	\$0	In FY09, the Nurse Director position was assigned 0.5 direct service responsibilities. Upon award of the state ESH grant, an additional 0.5 nurse was allocated to the High School, and the Nurse Director shifted to full-time administrative responsibilities. This request is to continue the conversion of the Nurse Director from 0.5 Adm/0.5 Direct Service to 1.0 Administrator. The ESH grant is assumed to continue to provide funding for the 0.5 nurse position.

Additional Funds Request - Reallocate 0.5 Broadmeadow Nurse 0.5 to Pollard SPED Liaison Position [Base] [20M2140]

Amount Recomm	Original Request	Request Description & Funding Recommendation
-\$25,000	-\$25,000	In FY09, a portion of the 1.0 Broadmeadow nurse position, no longer needed by a child with significant medical needs, was reallocated to the SPED Department, to cover the cost of a 0.5 FTE Pollard SPED Liaison. The Liaison, which had been funded by tuition revenues from a Westwood Student attending Pollard, was no longer funded upon graduation of that student to the High School. This request continues funding to convert the 0.5 Nurse position to 0.5 SPED Liaison. The 0.5 FTE SPED Liaison position is requested in the SPED cost center.

Additional Funds Request - Shift 1.0 FTE Middle School Nurse to ESH Grant/Override [Base] [20M2178]

Amount Recomm	Original Request	Request Description & Funding Recommendation
-\$55,000		Due to budget constraints, the Superintendent recommends cutting 1.0 FTE Middle School Nurse, and offsetting this reduction with Enhanced Student Health grant/override funds.

FY10 School Committee Budget Request
Needham Public Schools
 Health/Nursing: School Health Service 3520

Fiscal Year: 2010

Additional Funds Request - Reduction of .2 FTE Nurse at Pollard [Base] [20M2179]

Amount Recomm	Original Request	Request Description & Funding Recommendation
-\$11,000		Due to budget constraints, the Superintendent recommends reducing the Pollard Nurse by 0.2 FTE.

Additional Funds Request - Contractual increase School Physician Contract [Base] [20M4184]

Amount Recomm	Original Request	Request Description & Funding Recommendation
\$500	\$500	The FY10 school physician's contract is for \$14,500; currently \$14,000 is budgeted. This request would provide \$500 additional funds to meet the contractual payment amount.

Additional Funds Request - 0.28 FTE 1:1 Nursing Services - Broadmeadow School [Base] [20M4187]

Amount Recomm	Original Request	Request Description & Funding Recommendation
\$15,400	\$15,400	This request budgets funds for 1:1 nursing services at Broadmeadow School, for a medically fragile child. This 10 hour per week position provides nursing care on transportation to/from school, as well as 1:1 nursing care during the hours the student is in attendance.

FY10 School Committee Budget Request
Needham Public Schools
 Special Education 3530

Fiscal Year: 2010

	FY07 ACTUAL	FY08 ACTUAL	FY09 TM BUDGET	FY10 TL REQUEST	FY10 APPROVED	\$ CHG	% CH
Salaries	5,947,861	6,325,839	6,804,644	7,576,961	7,531,211	726,567	10.68%
Purchase of Services	177,246	216,552	418,035	303,512	303,512	-114,523	-27.40%
Expense	40,043	46,575	44,406	51,890	45,290	884	1.99%
Capital							
TOTAL	6,165,150	6,588,965	7,267,085	7,932,363	7,880,013	612,928	8.43%

Budget Overview:

Special education students are entitled to a range of related services (e.g., occupational therapy, physical therapy, deaf education) in order to address their special needs. In addition, this line item pays for a range of other services including tutoring for children who are medically unable to attend school, home-based therapies for students, and summer services.

FY09 (Current Year) Department Staffing:

Current staffing include: 3.0 Directors, 59.88 teachers, 99.7 FTE special education assistants and a part-time (0.86 FTE) secretary. Operating Budget instructional staff are allocated as follows: Broadmeadow 4.5 FTE teachers and 8.2 FTE assistants, Eliot 4.8 FTE teachers and 8.0 FTE assistants, Hillside 2.9 FTE teachers and 12.0 FTE assistants, Mitchell 3.5 FTE teachers and 7.5 FTE assistants, Newman 7.5 FTE teachers and 18 FTE assistants, Pollard 12.8 FTE teachers and 21.0 FTE assistants, NHS 11.5 FTE teachers and 16 FTE assistants, Preschool 7.63 FTE teachers and 4.8 FTE assistants, and the District 4.75 OT/PT's and 4.2 FTE COTA's. The following additional staff members are funded from grants and revolving funds: 1.0 FTE District secretary, 0.8 FTE Preschool secretary, Broadmeadow 2.81 FTE TA's and 1.0 teacher, Eliot 1.0 FTE TA and 0.2 FTE teacher, Hillside 0.5 FTE teacher, Mitchell 1.0 FTE teacher, Newman 6.0 FTE TA's, Middle School 2.0 FTE TA's and 0.7 FTE teacher, Preschool 5.02 FTE TA's and 0.6 FTE teacher, NHS 2.0 FTE TA's and 1.0 FTE teacher.

FTE Operating	FY08 Actuals	FY09 Budget	FY10 TL Request	FY10 TL Recom.	FY10 /FY09 Inc/Dec
Admin	3.00	3.00	4.00	4.00	1.00
Teachers	56.15	59.88	63.64	63.64	3.76
Aides	101.05	99.70	104.07	102.14	2.44
Clerical	0.86	0.86	0.86	0.86	0.00
Total	161.06	163.44	172.57	170.64	7.20

Critical Issues:

This section of the budget is being significantly impacted by the increasing number of children on the autism spectrum. These students require a full range of services including OT, social pragmatic groups, and home-based services. This population also typically requires summer services as well.

Critical Issues Addressed:

In order to meet the needs of increased numbers of students in district on the autism spectrum the FY10 budget recommends increasing related services providers (Speech and Language and Occupational Therapy). Also, an increase in the number of medically fragile students requires an increase in the tutoring services available for home-hospital tutoring.

Goals and Objectives:

The Special Education Department has three primary goals this year, which the additional funds requests support: improving the continuum of services that are available for children on the autism spectrum; developing options at the secondary level for children with psychiatric issues; and continuing to develop programming in the area of pragmatic language. These department goals fit within the District's larger goals of providing standards-based education for students (Goal 1) and promoting student wellness/social emotional learning (Goal 2.)

Funding Recommendation

The FY10 budget recommendation for this department is **\$7,880,013**, which represents a **\$612,928 (8%)** change over FY09. The **\$7,880,013** request includes a baseline budget of **\$7,556,178**, which increases \$289,093 over FY09 (reflecting the net impact of \$271,463 in contractual salary increases and the transfer of net 0.8 FTE TA's from cost center 3570 or \$17,630), plus **\$323,835** in recommended additional funding requests. The recommended additional funding requests are detailed below:

FY10 School Committee Budget Request
Needham Public Schools
 Special Education 3530

Fiscal Year: 2010

Additional Funds Request - 2.0 FTE Expansion Hillside ELC Program (1.0 Liaison & 1.0 TA, plus \$6600 setup costs) [Base] [3M2057]

Amount Recomm	Original Request	Request Description & Funding Recommendation
\$76,500	\$83,100	The Early Learning Center II will expand at Hillside in FY 10. An additional classroom will be established to provide services to the Grade 3 ELC students moving there from Newman. This request is for classroom materials and set-up, including two computers, one for student use and one for teacher use. The Superintendent did not recommend funding for the classroom setup and computers, due to budgetary constraints. However, the Superintendent supports using unspent FY09 budget funds, as available, to meet this need, in whole or in part.

Additional Funds Request - 0.5 FTE Instructional Aide for Mitchell School [Base] [3M2068]

Amount Recomm	Original Request	Request Description & Funding Recommendation
\$0	\$10,750	This Instructional Aide position is needed in order to provide IEP mandated services to students at Mitchell who are moving from half day Kindergarten to full day grade 1. The Superintendent does not recommend funding for this request, based on the Director of Student Development's assessment that the required services can be provided by existing staff members.

Additional Funds Request - 0.5 FTE Instructional Aide for Broadmeadow Specialized Learning Program [Base] [3M2069]

Amount Recomm	Original Request	Request Description & Funding Recommendation
\$10,750	\$10,750	A current Kindergarten student will move to grade 1, requiring full time support for inclusion. This .5 FTE will supplement the current .5 FTE TA at Broadmeadow.

Additional Funds Request - 0.6 FTE Preschool Instructional Aide [Base] [3M2073]

Amount Recomm	Original Request	Request Description & Funding Recommendation
\$12,900	\$12,900	The numbers of 3 and 4 year olds with significant learning needs have increased during the FY 09 school year. This position will allow us to safely and effectively teach the incoming 3-4 year olds for September 2009. This 0.6 FTE position will be supplemented by .2 FTE from the Preschool Revolving Fund.

Additional Funds Request - High Rock/Pollard SPED Administrator to Full-Time [Program Improvement] [3M3103]

Amount Recomm	Original Request	Request Description & Funding Recommendation
\$36,079	\$36,079	This request budgets funds to restore the Middle School SPED Director to full-time Administrator status, which were raised via the November 2008 operational override. (The funding requested will hire a 0.5 SPED Liaison and convert the Director from 0.5 teacher/0.5 administrator to 1.0 Administrator)

Additional Funds Request - High Rock/Middle School 1.5 FTE Special Education Liaisons [Program Improvement] [3M3107]

Amount Recomm	Original Request	Request Description & Funding Recommendation
\$82,500	\$82,500	This request budgets funds to hire 1.5 FTE Curriculum Coordinators for High Rock and the Middle School, which were raised via the November 2008 operational override. The full-time position will be assigned to High Rock; the part-time position will be assigned to Pollard.

Additional Funds Request - High Rock 1.0 FTE SPED Teaching Assistant [Program Improvement] [3M3123]

Amount Recomm	Original Request	Request Description & Funding Recommendation
\$22,435	\$22,435	This request budgets funds to hire a 1.0 FTE SPED Teaching Assistant, which were raised via the November 2008 operational override.

FY10 School Committee Budget Request
Needham Public Schools
 Special Education 3530

Fiscal Year: 2010

Additional Funds Request - Continue Full-Time Preschool Coordinator [Base] [3M2132]

Amount Recomm	Original Request	Request Description & Funding Recommendation
\$21,415	\$21,415	This request continues the FY09 conversion of a 0.5 Preschool teacher to a 0.5 Preschool Coordinator (Administrator), thereby increasing the 0.5 Preschool Coordinator position to full-time. The full-time preschool coordinator provides additional capacity for oversight, service coordination and direct service delivery at the Preschool.

Additional Funds Request - Continue SPED Teaching Positions Added/Changed in FY09 [Base] [3M2139]

Amount Recomm	Original Request	Request Description & Funding Recommendation
\$91,282	\$91,282	This request continues funding for SPED Teaching positions added in FY09, and for changes to existing positions, anticipated to continue into FY10. The positions consist of a 1.0 NHS SPED Teacher (to meet student needs), a 0.5 Pollard SPED Liaison (previously funded by tuition revenue), a 0.25 FTE Hillside SPED Teacher (not funded by the SPED 94-142 grant), and a 0.12 FTE voluntary reduction in a Preschool SPED teaching position. The cost of the 0.5 FTE Pollard Liaison is offset by a 0.5 FTE reduction to budgeted nursing positions at Broadmeadow (which was no longer needed by a child with significant medical needs.) The nurse reduction is found in the Nursing Cost Center.

Additional Funds Request - High Rock/Middle School Educational Supplies [Program Improvement] [3M3149]

Amount Recomm	Original Request	Request Description & Funding Recommendation
\$884	\$884	This request budgets funds for additional operating supplies at the Middle School level, raised via the November 2008 operational override. Funds are allocated to the Pollard and High Rock Schools, as well as to Middle School specialist and support services. This request is duplicated in several cost centers of the budget.

Additional Funds Request - Increased Occupational Physical Therapist Hours [Base] [3M4161]

Amount Recomm	Original Request	Request Description & Funding Recommendation
\$4,090	\$4,090	This request is for additional school year occupational/physical therapist hours (of 1 hour/day) to meet identified student needs, and to reallocate \$110,000 from contractual services to salary, to correctly account for summer services provided by staff members, rather than consultants.

Additional Funds Request - Teacher Assistant Contract Savings [Base] [3M2188]

Amount Recomm	Original Request	Request Description & Funding Recommendation
-\$35,000		The Superintendent recommends budgeting for the continued implementation of the Unit C Instructional Assistant contract in FY10, which calls for new employees to be paid for 6.5 hours per day, versus 7.0 hours. This reduction, which eliminates paid lunch for new employees, assumes that approximately 20% of staff will turnover in FY09, x 0.5 hours/day x \$16/hour x 192 school paid days.

FY10 School Committee Budget Request
Needham Public Schools
 Special Education Out-of-District Tuitions 3531

Fiscal Year: 2010

	FY07 ACTUAL	FY08 ACTUAL	FY09 TM BUDGET	FY10 TL REQUEST	FY10 APPROVED	\$ CHG	% CH
Salaries							
Purchase of Services	1,746,401	2,689,303	2,545,784	2,610,313	2,610,313	64,529	2.53%
Expense							
Capital							
TOTAL	1,746,401	2,689,303	2,545,784	2,610,313	2,610,313	64,529	2.53%

Budget Overview:

If a school system cannot meet the needs of a student utilizing resources and programs in the community, it must place the student in another public, private, or collaborative program.

FY09 (Current Year) Department Staffing:

There are no staff members assigned to this cost center.

FTE Operating	FY08 Actuals	FY09 Budget	FY10 TL Request	FY10 TL Recom.	FY10 /FY09 Inc/Dec
Admin	0.00	0.00	0.00	0.00	0.00
Teachers	0.00	0.00	0.00	0.00	0.00
Aides	0.00	0.00	0.00	0.00	0.00
Clerical	0.00	0.00	0.00	0.00	0.00
Total	0.00	0.00	0.00	0.00	0.00

Critical Issues:

The Massachusetts Circuit Breaker legislation has provided financial relief to help schools provide the necessary programs for children with extraordinary special education needs. Next year will be the 7th year of the program. The budget line items for tuition payments are built on the assumption that the legislature will fund the Circuit Breaker program at a similar level to the current year (72% state reimbursement of tuitions exceeding the projected \$39,194 four-times-foundation amount.) Last year, the school system received a larger reimbursement amount than anticipated. It should be noted that circuit breaker reimbursement assumes that district responsibility should increase by 5% each year. There is also an assumption that there will be a 3.3% COLA approved for tuitions.

Critical Issues Addressed:

The High School is building a program that will help maintain students with significant learning disabilities in district and reduce the need for out-of-district placements.

Goals and Objectives:

The Special Education Department has three primary goals this year, which the additional funds requests support: improving the continuum of services that are available for children on the autism spectrum; developing options at the secondary level for children with psychiatric issues; and continuing to develop programming in the area of pragmatic language. These department goals fit within the District's larger goals of providing standards-based education for students (Goal 1) and promoting student wellness/social emotional learning (Goal 2.)

Funding Recommendation

The FY10 budget recommendation for this department is **\$2,610,313**, which represents a **\$64,529 (3%)** change over FY09. The **\$2,610,313** request includes a baseline budget of **\$2,545,784**, (level funded), plus **\$64,529** in recommended additional funding requests. The recommended additional funding requests are detailed below:

Additional Funds Request - Increase in SPED Out of District Tuition [Base] [3M4160]

Amount Recomm	Original Request	Request Description & Funding Recommendation
\$64,529	\$64,529	This request increases the budget for out of district SPED tuitions, based on identified student needs and projected placements.

FY10 School Committee Budget Request
Needham Public Schools
 Vocational Education 3540

Fiscal Year: 2010

	FY07 ACTUAL	FY08 ACTUAL	FY09 TM BUDGET	FY10 TL REQUEST	FY10 APPROVED	\$ CHG	% CH
Salaries							
Purchase of							
Services							
Expense							
Capital							
TOTAL							

Budget Overview:

Needham currently does not budget funds for vocational education; these students are served by the Minuteman Regional Vocational Technical School.

FY09 (Current Year) Department Staffing:

There are no staff assigned to this cost center

FTE Operating	FY08 Actuals	FY09 Budget	FY10 TL Request	FY10 TL Recom.	FY10 /FY09 Inc/Dec
Admin	0.00	0.00	0.00	0.00	0.00
Teachers	0.00	0.00	0.00	0.00	0.00
Aides	0.00	0.00	0.00	0.00	0.00
Clerical	0.00	0.00	0.00	0.00	0.00
Total	0.00	0.00	0.00	0.00	0.00

Critical Issues:

There are no critical issues in Vocational Education.

Critical Issues Addressed:

N/A

Goals and Objectives:

N/A

Funding Recommendation

The FY10 budget recommendation for this department is \$0, which represents a \$0 (0%) change over FY09. The \$0 request includes a baseline budget of \$0, (the same as last year), plus \$0 in recommended additional funding requests. The recommended additional funding requests are detailed below:

Additional Funds Request - Blank Record for Printing [X] [M]

Amount Recomm	Original Request	Request Description & Funding Recommendation

FY10 School Committee Budget Request
Needham Public Schools
 ELL 3550

Fiscal Year: 2010

	FY07 ACTUAL	FY08 ACTUAL	FY09 TM BUDGET	FY10 TL REQUEST	FY10 APPROVED	\$ CHG	% CH
Salaries	78,115	120,279	152,743	197,726	155,312	2,569	1.68%
Purchase of Services Expense	602	814	2,950	2,950	2,950		
Capital							
TOTAL	78,718	121,093	155,693	200,676	158,262	2,569	1.65%

Budget Overview:

The mandated English Language Learner (ELL) program provides assessment, instruction, and support for students who have limited or no English language proficiency. Recent changes in state law require that certified staff provide these services and that districts provide significant training for all teachers who have a student with limited English proficiency in their classes. The number of ELL students receiving direct services is typically between 40 and 60 per year with another 15-20 students who are on monitoring plans for two years following the completion of direct services.

FY09 (Current Year) Department Staffing:

Staff include a 0.4 FTE ELL Coordinator and four part-time tutors. The tutors represent the equivalent of 3.15 FTE employees.

FTE Operating	FY08 Actuals	FY09 Budget	FY10 TL Request	FY10 TL Recom.	FY10 / FY09 Inc/Dec
Admin	0.00	0.00	0.00	0.00	0.00
Teachers	0.30	0.40	1.00	1.00	0.60
Aides	3.29	3.15	2.83	2.00	-1.15
Clerical	0.00	0.00	0.00	0.00	0.00
Total	3.59	3.55	3.83	3.00	-0.55

Critical Issues:

Our ELL program is experiencing increasing growth, both in numbers of students and the intensity of their needs. We are seeing significant increases in the number of students who are entering the system having no English language skills. We are also seeing an increase in the number of students who in addition to having no English language skills have other learning difficulties as well. Two areas that have significant budgetary implications are the need to have certified staff in place to deliver more intensive services and to provide ten (10) hours of training for each teacher who has an ELL student in his/her class.

Critical Issues Addressed:

Resources are currently deployed appropriately to meet the program's goals.

Goals and Objectives:

The ELL program supports the goals of advancing standards based learning and developing the social and emotional competencies of students.

Funding Recommendation

The FY10 budget recommendation for this department is **\$158,262**, which represents a **\$2,569 (2%)** change over FY09. The **\$158,262** request includes a baseline budget of **\$166,416**, an increase of \$10,723 over FY09, to meet contractual salary requirements, plus **\$-8,154** in recommended additional funding requests. The recommended additional funding requests are detailed below:

Additional Funds Request - Continue conversion of 0.6 ELL Tutors to 0.6 ELL Coordinator Position [Base] [4M2135]

Amount Recomm	Original Request	Request Description & Funding Recommendation
\$22,654	\$22,654	In FY09, 0.6 FTE ELL Tutors were converted to increase the 0.4 ELL Coordinator Position from 0.4 FTE to 1.0 FTE. The full-time Coordinator, a certified teacher/trainer, will provide increased capacity as well as direct services to High School students. This request continues funding for this conversion in FY10.

Additional Funds Request - Continue Funding for 0.29 FTE Expanded ELL Tutor Hours [Base] [4M2136]

Amount Recomm	Original Request	Request Description & Funding Recommendation
\$11,606	\$11,606	This request continues funding for increased ELL tutor hours of 2 hours/week (or 0.29 FTE), added in FY09 to meet identified student needs.

FY10 School Committee Budget Request
Needham Public Schools
ELL 3550

Fiscal Year: 2010

Additional Funds Request - Reduce 0.83 NHS ELL Tutor [Base] [4M2189]

Amount Recomm	Original Request	Request Description & Funding Recommendation
-\$42,414		This request reduces ELL Tutor hours at NHS by 0.83 FTE, in recognition of the fact that the ELL Coordinator has assumed direct service responsibilities at NHS. Services to students will not change as a result of this reduction.

FY10 School Committee Budget Request
Needham Public Schools
 Reading 3560

Fiscal Year: 2010

	FY07 ACTUAL	FY08 ACTUAL	FY09 TM BUDGET	FY10 TL REQUEST	FY10 APPROVED	\$ CHG	% CH
Salaries	488,138	539,338	570,760	655,324	600,324	29,564	5.18%
Purchase of Services Expense	23,634	32,775	22,696	58,274	8,274	-14,422	-63.54%
Capital							
TOTAL	511,772	572,112	593,456	713,598	608,598	15,142	2.55%

Budget Overview:

Under the direction of the Director of Program Development, the Reading Program is overseen by the K-5 Instructional Literacy Leader who serves as the reading department chair person for the literacy specialists, who provide direct service to students and support for teachers students in all the elementary schools.

FY09 (Current Year) Department Staffing:

Current staff include 7.4 reading teachers, allocated as follows: 1.8 FTE Broadmeadow, 1.0 FTE Eliot, 1.3 FTE Hillside, 1.3 FTE Mitchell, 2.0 FTE Newman.

FTE Operating	FY08 Actuals	FY09 Budget	FY10 TL Request	FY10 TL Recom.	FY10 /FY09 Inc/Dec
Admin	0.00	0.00	0.00	0.00	0.00
Teachers	7.40	7.40	8.40	7.40	0.00
Aides	0.00	0.00	0.00	0.00	0.00
Clerical	0.00	0.00	0.00	0.00	0.00
Total	7.40	7.40	8.40	7.40	0.00

Critical Issues:

In FY'09, we completed the implementation of a new phonics program in grades K-3 and began a standardized assessment system in grades 3-5. A critical issue for this program is to continue the implementation of this reading assessment program and to extend it to grades K-2 for the FY'10 school year. This assessment is part of a scientifically based approach to reading instruction and represents the next step towards having a systematic approach to reading in place in all the K-5 school and addresses the NCLB mandate to have a scientifically based reading program in place. A second critical issue for the reading program is to have adequate and appropriate resources in place in order to implement an effective reading program. This requires the establishment of a central book room in each school, containing sufficient copies of books that are leveled to students' reading abilities and instructional focus. Currently these book rooms do not exist in a number of elementary schools.

Critical Issues Addressed:

In FY'10, we plan to continue with the implementation of the reading assessment in grades K-2 and to ensure book rooms in each school are appropriate and current.

Goals and Objectives:

The Reading Program supports the District's goal of refining standards base learning.

Funding Recommendation

The FY10 budget recommendation for this department is **\$608,598**, which represents a **\$15,142 (3%)** change over FY09. The **\$608,598** request includes a baseline budget of **\$608,598**, a net increase of \$15,142 (reflecting a \$29,564 increase in contractual salary obligations, less a \$14,422 transfer of budget funds to the Curriculum and Program Development Departments), plus **\$0** in recommended additional funding requests. The recommended additional funding requests are detailed below:

Additional Funds Request - Book Rooms for Mitchell & Hillside Schools [Program Improvement] [4M3082]

Amount Recomm	Original Request	Request Description & Funding Recommendation
\$0	\$50,000	Establish a book room at the Mtichell and Hillside schools. The Superintendent did not recommend funding for this request, due to budgetary constraints. However, the Superintendent supports using unspent FY09 budget funds, as available, to meet this need, in whole or in part.

FY10 School Committee Budget Request
Needham Public Schools
Reading 3560

Fiscal Year: 2010

Additional Funds Request - 0.7 FTE Expanded Hillside Reading Specialist [Program Improvement] [4M3128]

Amount Recomm	Original Request	Request Description & Funding Recommendation
\$0	\$38,500	Though Hillside falls short of official eligibility, its student population is demographically similar to surrounding schools which hold Title I designations. We have a substantial and expanding ELL population, a high percentage of transient and/or rental households, and the largest elementary METCO program in our system. Such schools benefit in obvious ways from more literacy support, and from a fiscal perspective, more early literacy support results in less, more costly SPED services down the line. Increasing our total literacy FTE to 2.0 from 1.3 will help us achieve this goal.

Additional Funds Request - 0.3 FTE Eliot Reading Specialist [Program Improvement] [4M3129]

Amount Recomm	Original Request	Request Description & Funding Recommendation
\$0	\$16,500	In order to comply with Federal Regulations under 'Title I' the Eliot school needs to have a similar level of reading support services as compared to the other Needham elementary schools. Our current ratio of reading specialist is 1 to 387 students. In comparison, Hillside has 1.3 to 397 students.

FY10 School Committee Budget Request
Needham Public Schools
 Student 504 Compliance 3570

Fiscal Year: 2010

	FY07 ACTUAL	FY08 ACTUAL	FY09 TM BUDGET	FY10 TL REQUEST	FY10 APPROVED	\$ CHG	% CH
Salaries			33,056	11,163	11,163	-21,893	-66.23%
Purchase of Services	15,559	1,394	14,500	14,500	14,500		
Expense	9,743	8,760	14,025	14,025	14,025		
Capital							
TOTAL	25,301	10,153	61,581	39,688	39,688	-21,893	-35.55%

Budget Overview:

Section 504 is a portion of the Rehabilitation Act, which guarantees disabled people access to education equal to that of non-disabled people. Costs are incurred providing services and supplies such as interpreters, specialized consultation services, equipment for hearing or vision impaired students, etc.

FY09 (Current Year) Department Staffing:

Budgeted staff include 1.5 teaching assistants.

FTE Operating	FY08 Actuals	FY09 Budget	FY10 TL Request	FY10 TL Recom.	FY10 /FY09 Inc/Dec
Admin	0.00	0.00	0.00	0.00	0.00
Teachers	0.00	0.00	0.00	0.00	0.00
Aides	0.00	1.50	0.50	0.50	-1.00
Clerical	0.00	0.00	0.00	0.00	0.00
Total	0.00	1.50	0.50	0.50	-1.00

Critical Issues:

Demands placed on the District to continue to provide necessary 504 accommodations.

Critical Issues Addressed:

Students with disabilities that have a substantial impact on their ability to access important school activities require classroom and school accommodations. This is mandated by the Federal Rehabilitation Act of 1973. This Act required federal funding recipients to make their programs and activities accessible to people with disabilities. There exists a number of Needham Public School students with disabilities that substantially limit their ability to perform school based activities. We are required by Federal Law to offer 504 accommodations to these students.

Goals and Objectives:

Providing a 504 Plan to qualified disabled students enables the students to fully participate in Standards Based Learning, Social Emotional Learning and learning the creates a Global Citizen. Without a 504 Plan, a disabled student may face substantial difficulty in participating in these important areas of their education.

Funding Recommendation

The FY10 budget recommendation for this department is **\$39,688**, which represents a **\$-21,893 (-36%)** change over FY09. The **\$39,688** request includes a baseline budget of **\$39,688**, decreasing by \$21,893 (reflecting the net impact of \$143 in contractual salary increases; the reallocation of 0.8 FTE Assistants, totaling \$17,630, to cost center 3530; and a voluntary reduction in FTE by 0.2, or \$4,406), plus **\$0** in recommended additional funding requests. The recommended additional funding requests are detailed below:

Additional Funds Request - Blank Record for Printing [X] [M]

Amount Recomm	Original Request	Request Description & Funding Recommendation
------------------	---------------------	--

FY10 School Committee Budget Request
Needham Public Schools
 K-12 Attendance 3580

Fiscal Year: 2010

	FY07 ACTUAL	FY08 ACTUAL	FY09 TM BUDGET	FY10 TL REQUEST	FY10 APPROVED	\$ CHG	% CH
Salaries	1,387	1,400	1,463	1,505	1,505	42	2.87%
Purchase of Services Expense	2,000	2,000	1,700	1,700	1,700		
Capital							
TOTAL	3,387	3,400	3,163	3,205	3,205	42	1.33%

Budget Overview:

The K-12 Attendance Cost Center funds the salary and operating expenses of the Needham Public Schools Truant Officer.

FY09 (Current Year) Department Staffing:

There are no permanent staff assigned to this program. A Town police officer receives a stipend payment from this cost center to work as Truant Officer in the schools.

FTE Operating	FY08 Actuals	FY09 Budget	FY10 TL Request	FY10 TL Recom.	FY10 /FY09 Inc/Dec
Admin	0.00	0.00	0.00	0.00	0.00
Teachers	0.00	0.00	0.00	0.00	0.00
Aides	0.00	0.00	0.00	0.00	0.00
Clerical	0.00	0.00	0.00	0.00	0.00
Total	0.00	0.00	0.00	0.00	0.00

Critical Issues:

There are no critical issues for this program.

Critical Issues Addressed:

N/A

Goals and Objectives:

This program supports all District goals and objectives by ensuring that children stay in school.


Funding Recommendation

The FY10 budget recommendation for this department is **\$3,205**, which represents a **\$42 (1%)** change over FY09. The **\$3,205** request includes a baseline budget of **\$3,205**, increasing by \$42 to meet contractual salary obligations., plus **\$0** in recommended additional funding requests. The recommended additional funding requests are detailed below:

Additional Funds Request - Blank Record for Printing [X] [M]

Amount Recomm	Original Request	Request Description & Funding Recommendation
------------------	---------------------	--

This page is intentionally blank.



Needham, Massachusetts

*Operating Budget
K-12 Academic Specialists*

FY10 School Committee Budget Request
Needham Public Schools
 Science Center 3620

Fiscal Year: 2010

	FY07 ACTUAL	FY08 ACTUAL	FY09 TM BUDGET	FY10 TL REQUEST	FY10 APPROVED	\$ CHG	% CH
Salaries	512	169,300	176,600	183,475	183,475	6,875	3.89%
Purchase of Services		2,123		1,000	700	700	?
Expense		9,483	9,975	9,675	9,475	-500	-5.01%
Capital							
TOTAL	512	180,906	186,575	194,150	193,650	7,075	3.79%

Budget Overview:

The Science Center (SC) is in the second transition year moving toward an inquiry based, interactive teacher resource center that directs, supports and enriches the k-5 science curriculum district wide. SC staff are working with classroom teachers that are piloting new curriculum and implementing the 07/08 pilot units. The SC continues to offer: teacher staff development opportunities, teacher workshops, curriculum development support, classroom loan items that support grade level curriculum, classroom and grade level programs, live animals to support specific curriculum, materials for hands-on classroom experiments, auditorium programs and lobby displays. Recently the SC has implemented the Infocentre Automated Library Database System to make the collection accessible districtwide from individual classrooms. In addition we have added a districtwide evening event called Family Science Night.

FY09 (Current Year) Department Staffing:

Staff include a 1.0 FTE Director (Unit A) and 2.0 FTE Program Specialists.

FTE Operating	FY08 Actuals	FY09 Budget	FY10 TL Request	FY10 TL Recom.	FY10 /FY09 Inc/Dec
Admin	0.00	0.00	0.00	0.00	0.00
Teachers	1.00	1.00	1.00	1.00	0.00
Aides	2.00	2.00	2.00	2.00	0.00
Clerical	0.00	0.00	0.00	0.00	0.00
Total	3.00	3.00	3.00	3.00	0.00

Critical Issues:

The critical issues facing the science center in this 2nd year of transition are:

- 1 Database - The SC received 2 grants to work on the installation of a new data system that connects the SC collection to the library collection making it accessible from the individual classrooms, K-12. Although the initial output was covered by grant money - the yearly license fee for maintenance and support must come from the SC operational budget. This is money we don't currently have. This database is crucial for it allows the SC to track the usage of materials by several categories; teacher, grade level, school and topic. In addition it provides the potential to include an inventory system. With a reduced number of Science Center Program Specialists and a larger district wide role, this database fills the SC need to increase efficiency and productivity.
- 2 Family Science Night - a district wide evening event for NPS families is an annual event that requires funds to cover the mandated police, custodial and food service worker details.

Critical Issues Addressed:

The budget addresses these critical issues by:

1. Requesting an additional \$500 to cover the annual license and maintenance fee on the Infocentre Database Automated Library System and costs associated with additional barcodes, labels and packaging for the distribution of print materials.
- 2 Requesting an additional \$500 to cover the mandated detail fees for police, custodial and food service worker for the annual Family Science Night.

Goals and Objectives:

The Infocentre Automation Library Database license directly supports District Goal #1 - Advance Standards Based Learning - Objectives 1, 2, 3 & 5.

The Family Science Night - districtwide evening event directly supports Goal # 3 - and advances the NPS partnerships within and outside of the Needham community.

Funding Recommendation

The FY10 budget recommendation for this department is **\$193,650**, which represents a **\$7,075 (4%)** change over FY09. The **\$193,650** request includes a baseline budget of **\$193,450**, an increase of \$6,875 to meet contractual salary obligations, plus **\$200** in recommended additional funding requests. The recommended additional funding requests are detailed below:

FY10 School Committee Budget Request
Needham Public Schools
Science Center 3620

Fiscal Year: 2010

Additional Funds Request - Family Science Night Expenses (Police, Custodian and Food Service Details) [Program Improvement] [23M3001]

Amount Recomm	Original Request	Request Description & Funding Recommendation
\$0	\$500	This request is for \$500 to cover the expenses of Family Science Night, including the required details for police, custodial and food service worker. The Superintendent did not recommend funding for this request, due to budgetary constraints.

Additional Funds Request - High Rock/Middle School Educational Supplies [Program Improvement] [23M3150]

Amount Recomm	Original Request	Request Description & Funding Recommendation
\$200	\$200	This request budgets funds for additional operating supplies at the Middle School level, raised via the November 2008 operational override. Funds are allocated to the Pollard and High Rock Schools, as well as to Middle School specialist and support services. This request is duplicated in several cost centers of the budget.

FY10 School Committee Budget Request
Needham Public Schools
 Educational Technology 3630

Fiscal Year: 2010

	FY07 ACTUAL	FY08 ACTUAL	FY09 TM BUDGET	FY10 TL REQUEST	FY10 APPROVED	\$ CHG	% CH
Salaries	683,177	726,174	785,785	979,437	893,078	107,293	13.65%
Purchase of Services Expense	18,476	25,319	37,320	98,749	87,749	50,429	135.13%
Capital	92,394	82,558	84,612	44,000	43,500	-41,112	-48.59%
TOTAL	794,047	834,051	907,717	1,122,186	1,024,327	116,610	12.85%

Budget Overview:

The Educational Technology Center (ETC) provides direct and integrated instruction in technology learning for K-12 students. The program implements and supports varied applications of technology for teaching and learning in all classrooms, technology labs, media centers and tutorial spaces. The ETC budgets for staff and the technology infrastructure, as well as the hardware and software needs throughout the district.

FY09 (Current Year) Department Staffing:

The ETC employs the following staff: 6.6 FTE teachers and 5.8 FTE technicians. These staff members are allocated to schools as follows: 0.6 FTE Teacher Broadmeadow, 0.6 FTE Teacher Eliot, 0.5 FTE Teacher Hillside, 0.4 FTE Teacher Mitchell, 0.5 FTE Teacher Newman, 3.0 FTE Pollard Teachers and 1.0 FTE Technicians, 1.0 FTE High School Teachers and 3.8 FTE Technicians, and District 1.0 Technicians.

FTE Operating	FY08 Actuals	FY09 Budget	FY10 TL Request	FY10 TL Recom.	FY10 /FY09 Inc/Dec
Admin	0.00	0.00	0.00	0.00	0.00
Teachers	6.60	6.60	7.90	6.70	0.10
Aides	5.40	5.80	6.60	6.60	0.80
Clerical	0.00	0.00	0.00	0.00	0.00
Total	12.00	12.40	14.50	13.30	0.90

Critical Issues:

1. Reduced funding in supply and software accounts, 15%, have impacted our ability to pay for continued use of products that are used daily in classrooms. The cumulative reductions from 07 and 08 impact our ability to meet current subscription needs.
2. Access to technology instruction is limited at the Newman School, based on a 700+ student population and only a .6 assignment to technology. Technology is the most understaffed elementary specialist position in the district, with 2.6 staff available for more than 2500 students.
3. Accommodating the growing number of students interested in the TV Communications courses.

Critical Issues Addressed:

1. Restoration of the 15% reduction for software and supplies to maintain subscriptions for resources used in classrooms.
2. Increased instructional technology staffing at Newman so that students can access instruction more frequently, .6 to .8.
3. Increase the TV Comm offerings and staffing at NHS from .4 to .6.

Goals and Objectives:

The Educational Technology instructional program provides direct SBL in classrooms and labs throughout the District. Technology provides differentiated experiences for students (objective 2) and varied instructional strategies for teachers (objective 5). Across the District, technology supports scholarship, community, citizenship, and personal growth.

Funding Recommendation

The FY10 budget recommendation for this department is **\$1,024,327**, which represents a **\$116,610 (13%)** change over FY09. The **\$1,024,327** request includes a baseline budget of **\$984,166**, which increases \$76,449 over FY09 (reflecting \$69,632 in additional contractual salary expense, plus a \$6,817 transfer in from Administrative Technology supplies), plus **\$40,161** in recommended additional funding requests. The recommended additional funding requests are detailed below:

Additional Funds Request - 0.2 FTE Newman Expanded Instructional Technology Specialist [Program Improvement] [7M3051]

Amount Recomm	Original Request	Request Description & Funding Recommendation
\$0	\$17,245	The Newman School students have only .6 of direct instructional time with an instructional technology specialist to accomplish K-2 and 3-5 technology standards and apply their learning through integration projects. The state benchmarks for technology integration indicates there should be an Instructional Technology Specialist for every 70 teachers. Newman has a staff of more than 70, with only a .6 integration specialist. This is substandard, and increasing the ITS time, especially at Newman is a recommendation of the technology review. The Superintendent did not recommend funding for this request, due to budgetary constraints.

FY10 School Committee Budget Request
Needham Public Schools
 Educational Technology 3630

Fiscal Year: 2010

Additional Funds Request - Instructional Software for Elementary and Middle School [Base] [7M2055]

Amount Recomm	Original Request	Request Description & Funding Recommendation
\$0	\$8,000	Due to prior year budget constraints, funding for instructional software was reduced by 25% in 07 and 08. The cost of contractual and subscription services has increased, however. Additionally, funds have been shifted over time to meet the cost of maintaining online services. As a result, monies are no longer available to purchase a site license or lab license for a particular tool. For instance, Pollard needs updated licenses of Timeliner and Inspiration. This request would provide the additional funds required for this purpose. The Superintendent did not recommend funding for this request, due to budgetary constraints.

Additional Funds Request - High Rock 1.0 FTE Instructional Technology Specialist [Program Improvement] [7M3110]

Amount Recomm	Original Request	Request Description & Funding Recommendation
\$55,000	\$55,000	This request budgets funds for a 1.0 FTE Instructional Technology Specialist for High Rock, which were raised via the November 2008 operational override.

Additional Funds Request - High Rock 1.0 FTE Computer Technician [Program Improvement] [7M3111]

Amount Recomm	Original Request	Request Description & Funding Recommendation
\$53,332	\$53,332	This request budgets funds for a 1.0 FTE Computer Technician, to serve both High Rock and Pollard schools. The funds were raised via the November 2008 operational override.

Additional Funds Request - World Languages Server Maintenance Funds [Base] [7M2116]

Amount Recomm	Original Request	Request Description & Funding Recommendation
\$0	\$3,000	A server was added last year, to support the World Languages lab at the High school. Ongoing funds now are required to provided needed maintenance, and to repair technology equipment such as headsets. The Superintendent did not recommend funding for this request, due to budgetary constraints.

Additional Funds Request - Maintenance on Infocentre Automation Library License [Program Improvement] [7M3117]

Amount Recomm	Original Request	Request Description & Funding Recommendation
\$0	\$500	This request budgets additional funds to cover the annual Infocentre Automation Library License Fee, which is the database system being implemented in the Science Center.

Additional Funds Request - High Rock 0.1 FTE Grade 6 Technology Specialist [Program Improvement] [7M3119]

Amount Recomm	Original Request	Request Description & Funding Recommendation
\$5,500	\$5,500	This request budgets funds to hire 0.1 FTE additional technology specialists for Grade 6, which were raised via the November 2008 operational override.

Additional Funds Request - Continue conversion of 1.2 NHS Teachers to Program Specialists [Base] [7M2134]

Amount Recomm	Original Request	Request Description & Funding Recommendation
-\$7,057	-\$7,057	The FY09 budget mandated a 2.0 FTE teacher reduction at the High School, due to budget constraints. A portion of this reduction was achieved by cutting 1.2 FTE program specialists instead of teachers. This request restores the budget differential to the budget. A companion adjustment is made to the NHS cost center as well.

FY10 School Committee Budget Request
Needham Public Schools
Educational Technology 3630

Fiscal Year: 2010

Additional Funds Request - High Rock/Middle School Educational Supplies [Program Improvement] [7M3151]

Amount Recomm	Original Request	Request Description & Funding Recommendation
\$2,500	\$2,500	This request budgets funds for additional operating supplies at the Middle School level, raised via the November 2008 operational override. Funds are allocated to the Pollard and High Rock Schools, as well as to Middle School specialist and support services. This request is duplicated in several cost centers of the budget.

Additional Funds Request - Reduce 1.0 Pollard Specialist [Base] [7M2186]

Amount Recomm	Original Request	Request Description & Funding Recommendation
-\$55,000		Due to budgetary constraints, the Superintendent recommends reducing 1.0 Pollard specialist positions.

Additional Funds Request - Reduce 0.4 FTE Media Technician [Base] [7M2216]

Amount Recomm	Original Request	Request Description & Funding Recommendation
-\$14,114		The School Committee voted to cut a 0.4 FTE vacant Media Technician position, due to budgetary constraints.

FY10 School Committee Budget Request
Needham Public Schools
 Library Media Services 3631

Fiscal Year: 2010

	FY07 ACTUAL	FY08 ACTUAL	FY09 TM BUDGET	FY10 TL REQUEST	FY10 APPROVED	\$ CHG	% CH
Salaries	755,269	832,510	864,641	982,310	926,280	61,639	7.13%
Purchase of Services	8,733	14,735	14,489	14,489	14,489		
Expense	118,590	106,894	102,491	127,647	94,491	-8,000	-7.81%
Capital							
TOTAL	882,592	954,139	981,621	1,124,446	1,035,260	53,639	5.46%

Budget Overview:

The Library Media Services Program provides direct instruction to K-12 students by certified library media teachers. Students practice and master literacy and information skills using collections of print and online resources. The instructional program aligns with grade level curriculum to provide project based learning experiences that integrate with specific curriculum topics. The ETC budgets for the staff, the facility needs, the resources and the professional development for all school media centers.

FY09 (Current Year) Department Staffing:

Media Services currently is staffed by a: 1.0 FTE Media and Technology Director, 7.2 FTE teachers, 2.54 FTE media technicians, and 4.0 FTE secretaries. Teachers and technicians are allocated as follows: Broadmeadow 1.0 FTE Teachers, Eliot 0.6 FTE Teachers, Hillside 0.9 FTE Teachers, Mitchell 0.7 FTE Teachers, Newman 1.6 FTE Teachers, Pollard 1.0 Teachers, High School 1.4 Teachers and 1.54 FTE Technicians, and District 1.0 FTE Technicians.

FTE Operating	FY08 Actuals	FY09 Budget	FY10 TL Request	FY10 TL Recom.	FY10 /FY09 Inc/Dec
Admin	1.00	1.00	1.00	1.00	0.00
Teachers	7.20	7.20	8.30	7.90	0.70
Aides	2.54	2.54	2.54	2.54	0.00
Clerical	4.00	4.00	4.00	3.00	-1.00
Total	14.74	14.74	15.84	14.44	-0.30

Critical Issues:

1. The cumulative 25% reduction to library books (supply accounts) directly impacts the library's ability to provide students with adequate and sufficient print and online resources to support their classroom learning and pursue their individual interests through literature. The cumulative reductions from 07 and 08 impact our ability to provide print and electronic resources that support the varying curricula of the schools. The student population has grown by 800 students in the last ten years, but the library budgets have remained level funded. Librarians participate in a variety of fund raising strategies with PTCs and their school communities. The time spent fundraising takes away from direct service to students and teachers.
2. The cut of .4 library teachers at the elementary level directly impacts the content of the program. The reduced number of learning minutes leaves students with insufficient time to learn and apply new concepts, or enjoy the resources of the school library.

Critical Issues Addressed:

1. Restore minimally 15% of the 25% reduction in instructional and general supply accounts,
2. Restore .4 elementary library teachers to reinstate reasonable teaching allocations of 30 minutes for primary and 45 minutes for intermediate classes. This addition also eliminates the traveling library teacher for a half day (two schools) and brings the program closer to having one dedicated library teacher in each building. Newman is the exception.

Goals and Objectives:

The Library Media instructional program provides direct SBL in libraries and classrooms throughout the district. The varied print and electronic resources provide differentiated experiences for students (objective 2) and varied instructional strategies for teachers (objective 5). Across the district the library media program supports scholarship, community, citizenship, and personal growth.

Funding Recommendation

The FY10 budget recommendation for this department is **\$1,035,260**, which represents a **\$53,639 (5%)** change over FY09. The **\$1,035,260** request includes a baseline budget of **\$1,007,369**, which increases \$25,748 (reflecting the net impact of a 0.6 FTE, \$21,800, staffing reduction - part of the 2.0 FTE Pollard staff cuts from FY09 that were budgeted in cost center 3300, but which were taken here - and \$47,548 in contractual salary increases), plus **\$27,891** in recommended additional funding requests. The recommended additional funding requests are detailed below:

FY10 School Committee Budget Request
Needham Public Schools
 Library Media Services 3631

Fiscal Year: 2010

Additional Funds Request - Restore Funding K-12 for Library Books and Collection Maintenance, Districtwide [Base] [7M2039]

Amount Recomm	Original Request	Request Description & Funding Recommendation
\$0	\$8,676	This request restores funding for library books and collection maintenance, which had been cut in prior years, due to funding constraints. Increased enrollment, increased cost of books and the 15% budget reduction have had a negative impact on our ability to maintain collections at standard levels to support curriculum learning. The Superintendent did not recommend funding for this request, due to budgetary constraints.

Additional Funds Request - Additional Funding for Library Supplies and Processing [Base] [7M2045]

Amount Recomm	Original Request	Request Description & Funding Recommendation
\$0	\$480	School libraries use specific library supplies for collection readiness and maintenance. The cumulative cut in supply funds from prior years has negatively affected our ability to have the supplies needed in the schools. This request would restore funds at various schools across the District. The Superintendent did not recommend funding for this request, due to budgetary constraints.

Additional Funds Request - Restoration of .1 Eliot Media Specialist [Base] [7M2048]

Amount Recomm	Original Request	Request Description & Funding Recommendation
\$0	\$5,500	The Library Teacher position should be a dedicated position per school. In the last few years, the staffing at Eliot has been in constant flux from .6 to .8 to .7. The program requires at least a .8 Library Teacher, four days per week to conduct classes of 30 minutes in length for primary grades and 45 minutes in length for intermediate grades. Maintaining the collection, purchasing, processing, planning with teachers, supporting teachers and administrators occurs successfully with a dedicated person at Eliot. The Superintendent did not recommend funding for this request, due to budgetary constraints.

Additional Funds Request - Restoration of 0.1 FTE Hillside Media Specialist [Base] [7M2049]

Amount Recomm	Original Request	Request Description & Funding Recommendation
\$0	\$5,500	The Library Teacher position should be a dedicated position per school. In the last few years, the staffing at Hillside has been in constant flux from .6 to .8 to .7. The program requires at least a .8 Library Teacher, four days per week to conduct classes of 30 minutes in length for primary grades and 45 minutes in length for intermediate grades. Maintaining the collection, purchasing, processing, planning with teachers, supporting teachers and administrators occurs successfully with a dedicated person at Hillside. The Superintendent did not recommend funding for this request, due to budgetary constraints.

Additional Funds Request - Restoration of 0.2 FTE Newman Media Specialist [Base] [7M2050]

Amount Recomm	Original Request	Request Description & Funding Recommendation
\$0	\$11,000	The Library Teacher position should be a dedicated position per school. In the last few years, the staffing at Newman has been in constant flux from .14 to 1.3 to 1.2. The program requires at least a 1.4 Library Teacher, six days per week to conduct classes of 30 minutes in length for primary grades and 45 minutes in length for intermediate grades. Maintaining the collection, purchasing, processing, planning with teachers, supporting teachers and administrators occurs successfully when the program is properly staffed. The Superintendent did not recommend funding for this request, due to budgetary constraints.

Additional Funds Request - 0.3 FTE High School TV Communications Teacher [Program Improvement] [7M3052]

Amount Recomm	Original Request	Request Description & Funding Recommendation
\$14,921	\$14,921	This is an incremental increase to the TV Comm teacher position at NHS, from .4 to .7, with the intention of eventually having a full-time television teacher. We now have four sections of TV Comm I and II, and a homeroom that produces a weekly NHS News program. This is very popular, but a tremendous amount of work to accomplish 10" each day, with a long after school commitment on Wednesday afternoons. This programming experience could translate into a year long course, once students have had some prerequisite learning in TV Comm I. Another way to extend the media learning would be a journalism class that focuses on news reporting and gathering, then the technical aspects of how to put a news piece together. The curriculum is waiting to be developed for these great opportunities for high school students.

FY10 School Committee Budget Request
Needham Public Schools
 Library Media Services 3631

Fiscal Year: 2010

Additional Funds Request - Replacement Pool Funds - Video/Data Projectors, District-wide [Base] [7M2053]

Amount Recomm	Original Request	Request Description & Funding Recommendation
\$0	\$14,000	This request provides funding to replace 9% of the video/data projectors; those purchased prior to 2001. These devices have been in service for nine years, and several have had repairs. Pollard and the elementary schools own 152 projectors, which need to be replaced on a routine basis. Our excellent preventative maintenance program extends the life of the projectors, however they are beyond 9 years and we need to plan for replacement. The current AV hardware budget is inadequate to take on this replacement, especially with the recent cuts to these types of supplies. (The replacement for projectors at the high school is built into the capital replacement budget.) The Superintendent did not recommend funding for this request, due to budgetary constraints.

Additional Funds Request - High Rock 1.0 FTE Media Specialist [Program Improvement] [7M3109]

Amount Recomm	Original Request	Request Description & Funding Recommendation
\$55,000	\$55,000	This request budgets funds for a 1.0 FTE Media Specialist for High Rock, which were raised via the November 2008 operational override.

Additional Funds Request - High Rock/Middle School Educational Supplies [Program Improvement] [7M3152]

Amount Recomm	Original Request	Request Description & Funding Recommendation
\$2,000	\$2,000	This request budgets funds for additional operating supplies at the Middle School level, raised via the November 2008 operational override. Funds are allocated to the Pollard and High Rock Schools, as well as to Middle School specialist and support services. This request is duplicated in several cost centers of the budget.

Additional Funds Request - Reduce 1.0 NHS Clerical Staffmember [Base] [7M2185]

Amount Recomm	Original Request	Request Description & Funding Recommendation
-\$34,030		Due to budgetary constraints, the Superintendent recommends reducing NHS Clerical Staff by 1.0 FTE.

Additional Funds Request - Reduce Classroom Instructional/Reference Materials [Base] [7M2200]

Amount Recomm	Original Request	Request Description & Funding Recommendation
-\$10,000		Due to budget constraints, the Superintendent recommends reducing funds for classroom instructional/reference materials.

FY10 School Committee Budget Request
Needham Public Schools
 Physical Education 3640

Fiscal Year: 2010

	FY07 ACTUAL	FY08 ACTUAL	FY09 TM BUDGET	FY10 TL REQUEST	FY10 APPROVED	\$ CHG	% CH
Salaries	979,359	1,057,402	1,106,182	1,208,508	1,152,922	46,740	4.23%
Purchase of Services Expense	3,596	5,400	10,300	9,607	9,607	-693	-6.73%
Capital	18,399	14,832	9,569	19,252	12,262	2,693	28.14%
TOTAL	1,001,353	1,077,634	1,126,051	1,237,367	1,174,791	48,740	4.33%

Budget Overview:

The Physical Education Program teaches motor skills, movement patterns, games, sports, and lifelong activities to children in grades K - 12 in an attempt to influence positive participation in physical activity, increase physical fitness levels, and enhance overall health and well-being.

FY09 (Current Year) Department Staffing:

This cost center is staffed by 16.8 teachers, and is overseen by the Director of Physical Education and Health. Teachers are allocated across schools as follows: 1.2 FTE Broadmeadow, 0.8 FTE Eliot, 0.8 FTE Hillside, 0.8 FTE Mitchell, 1.2 FTE Newman, 6.0 FTE MS, and 6.0 FTE HS.

FTE Operating	FY08 Actuals	FY09 Budget	FY10 TL Request	FY10 TL Recom.	FY10 /FY09 Inc/Dec
Admin	0.00	0.00	0.00	0.00	0.00
Teachers	16.80	16.80	18.20	17.00	0.20
Aides	0.00	0.00	0.00	0.00	0.00
Clerical	0.00	0.00	0.00	0.00	0.00
Total	16.80	16.80	18.20	17.00	0.20

Critical Issues:

Due to the failed override, elementary physical education was reduced in FY07 for children in grades 3, 4, and 5. As a result, students receive less physical activity, less instruction, and less practice time in physical education.

Staffing for specialists has not kept up with the increase in the number of classroom added over the past couple of years. As a result, teacher's loads have increased and the number of teachers traveling has increased. This has an impact on the quality of instruction for students.

The cost of equipment and educational supplies continues to increase. In addition, in FY08 our budget was cut by 15% which further limits our ability to purchase needed equipment and supplies. With limited funds, we have been able to invest in smaller, less expensive equipment but have not been able to purchase some of our larger more expensive equipment. For example, we have not been able to purchase gymnastics mats and equipment for the elementary gymnastics program. We have not been able to update our high school badminton and volleyball standards or replace our old and worn fencing equipment. Fencing will have to be eliminated from the program if new equipment cannot be purchased.

The new high school facility will include a fitness center and a new indoor ropes course which will have a tremendous positive impact on curriculum and instruction in our area. Both will require additional money for annual inspections, and a maintenance and replacement plan. In addition, a stipend will be requested to pay a strength and conditioning coach to extend the availability of the fitness center beyond the school day and provide exercise opportunities for students and staff.

Over crowding at the middle school and an increased number of classrooms at Newman have resulted in overcrowded gymnasiums (more than one class per gym per period). This has had a negative impact on instruction and presents some safety concerns.

The School Committee Wellness Policy places a strong emphasis on nutrition education, physical education, and physical activity.

Critical Issues Addressed:

1. The FY10 budget seeks restoration of the elementary physical education program.
2. The FY10 budget assumes that the November 4th override passes and the middle school specialists positions are supported which will lower class sizes in health and physical education.
3. The FY10 budget seeks an additional .4 FTE's for the Elementary Physical Education Program.
4. The FY10 budget seeks restoration of the 15% budget reduction plus additional money for equipment and supplies.
5. The FY10 budget seeks additional funding for professional development funds.
6. The FY10 budget will proposed a coaching stipend to pay a strength and conditioning coach to staff the fitness center before and after school.

Goals and Objectives:

FY10 School Committee Budget Request
Needham Public Schools
 Physical Education 3640

Fiscal Year: 2010

The Wellness Department embraces the Needham Public Schools values of scholarship, community, citizenship, and personal growth. This is done through a carefully planned sequence of lessons that are developmentally appropriate and enhance students' growth (physically, intellectually, socially and emotionally). In addition we actively support the Needham Public Schools District Goals of advancing standards-based learning, developing the social and emotional skills of students, and promoting active citizenship.

Funding Recommendation

The FY10 budget recommendation for this department is **\$1,174,791**, which represents a **\$48,740 (4%)** change over FY09. The **\$1,174,791** request includes a baseline budget of **\$1,161,791**, an increase of \$35,740 (reflecting the net impact of a \$14,925 in contractual salary obligations and the shift of \$20,815 salary expense from the K-12 Physical Education Director cost center 3642), plus **\$13,000** in recommended additional funding requests. The recommended additional funding requests are detailed below:

Additional Funds Request - 0.2 FTE Expanded Mitchell Physical Education Teacher for Enrollment Growth [Base] [24M2010]

Amount Recomm	Original Request	Request Description & Funding Recommendation
\$0	\$11,000	If the elementary physical education program is not restored - a staffing increase of 0.2 FTE is requested for Mitchell School. Staffing has not kept up with the increase in the number of classrooms added over the past couple of years. As a result, teacher's loads have increased and the number of teachers traveling has increased. This has had an impact on the quality of instruction. The Superintendent did not recommend funding for this request, due to budgetary constraints.

Additional Funds Request - Restore Elementary Physical Education for Grades 3, 4 and 5 [Program Improvement] [24M3015]

Amount Recomm	Original Request	Request Description & Funding Recommendation
\$0	\$55,000	Due to a failed override, elementary physical education was reduced in FY07 for children in grades 3, 4, and 5. As a result, students receive less physical activity, less instruction, and less practice time in physical education. This request is to restore physical education to 60 minutes per week in grades 3, 4, and 5. The Superintendent did not recommend funding for this request, due to budgetary constraints.

Additional Funds Request - Restore K-12 Director of Health and Physical Education to Full-Time [Base] [24M2016]

Amount Recomm	Original Request	Request Description & Funding Recommendation
\$0	\$11,000	Due to budget constraints in FY09, the K-12 Director of Health and Physical Education position was reduced to .8 and the Director was assigned to a .2 teaching position. This limits all administrative responsibilities to four days per week. It also limits availability and disrupts the flow and attention needed to complete projects, meet deadlines, and address critical incidents which is difficult given the number of teachers within the department, and the number of schools needing attention, and the community networking required to build an effective wellness infrastructure. This request would hire an additional 0.2 FTE physical education teacher, and restore the Director position to full-time administrator. The Superintendent did not recommend funding for this request, due to budgetary constraints.

Additional Funds Request - Restore Pollard Physical Education Supply Funds Cut in a Prior Year [Base] [24M2017]

Amount Recomm	Original Request	Request Description & Funding Recommendation
\$0	\$1,690	This request is for supplemental funding to restore \$1,689 cut from the Pollard Physical Education supply budget, as part of the 15% reduction in the FY08 budget due to funding constraints. The Superintendent did not recommend funding for this request, due to budgetary constraints.

Additional Funds Request - Provide Ongoing Budget for Middle School Experiential Education Program [Program Improvement] [24M3019]

Amount Recomm	Original Request	Request Description & Funding Recommendation
\$0	\$1,500	The Experiential Education program at Pollard was created without a budget. This is a request for money to support the purchase of materials, equipment and supplies to support this program. The Superintendent did not recommend funding for this request, due to budgetary constraints.

FY10 School Committee Budget Request
Needham Public Schools
 Physical Education 3640

Fiscal Year: 2010

Additional Funds Request - Increase in K-12 Physical Education Supplies Budget, All Schools [Base] [24M2022]

Amount Recomm	Original Request	Request Description & Funding Recommendation
\$0	\$3,800	This request is for additional funding to augment the physical education supply budgets at all schools. The Superintendent did not recommend funding for this request, due to budgetary constraints.

Additional Funds Request - High Rock 0.2 FTE Wellness Specialist - Grade 6 [Program Improvement] [24M3118]

Amount Recomm	Original Request	Request Description & Funding Recommendation
\$11,000	\$11,000	This request budgets funds for a 0.2 FTE Wellness specialist in Grade 6, from funds raised via the November 2008 operating override.

Additional Funds Request - High Rock/Middle School Educational Supplies [Program Improvement] [24M3153]

Amount Recomm	Original Request	Request Description & Funding Recommendation
\$2,000	\$2,000	This request budgets funds for additional operating supplies at the Middle School level, raised via the November 2008 operational override. Funds are allocated to the Pollard and High Rock Schools, as well as to Middle School specialist and support services. This request is duplicated in several cost centers of the budget.

FY10 School Committee Budget Request
Needham Public Schools
 Health Education 3641

Fiscal Year: 2010

	FY07 ACTUAL	FY08 ACTUAL	FY09 TM BUDGET	FY10 TL REQUEST	FY10 APPROVED	\$ CHG	% CH
Salaries	78,045	80,008	83,955	98,469	98,469	14,514	17.29%
Purchase of Services Expense	1,555	622	1,510	1,510	1,510		
Capital							
TOTAL	79,600	80,630	85,465	99,979	99,979	14,514	16.98%

Budget Overview:

The Health Education program teaches children in grades 5 - 12 health and wellness concepts along with social and emotional skills in an attempt to influence healthy choices and sound decision making.

FY09 (Current Year) Department Staffing:

This department is staffed by a 1.0 FTE teacher at the Middle School, and is overseen by the Director of Physical Education and Health.

FTE Operating	FY08 Actuals	FY09 Budget	FY10 TL Request	FY10 TL Recom.	FY10 /FY09 Inc/Dec
Admin	0.00	0.00	0.00	0.00	0.00
Teachers	1.00	1.00	1.20	1.20	0.20
Aides	0.00	0.00	0.00	0.00	0.00
Clerical	0.00	0.00	0.00	0.00	0.00
Total	1.00	1.00	1.20	1.20	0.20

Critical Issues:

We have had a large turnover in staff, which has increased our need for staff training and development.

Over the years our elementary health program has eroded. There remains only one health unit at the elementary level. This is a 6-8 lesson unit on puberty taught in place of physical education classes at the end of grade five. The little health education that was being taught as part of the science curriculum has also been eliminated.

Critical Issues Addressed:

1. The FY10 budget assumes that the November 4th override passes and the middle school specialists positions are supported which will lower class sizes in health and physical education.
2. The FY10 budget seeks additional funding for professional and development funds.

Goals and Objectives:

The Wellness Department embraces the Needham Public Schools values of scholarship, community, citizenship, and personal growth. This is done through a carefully planned sequence of lessons that are developmentally appropriate and challenge students physically, intellectually, socially and emotionally. In addition we actively supports the Needham Public Schools District Goals of advancing standards-based learning, developing the social and emotional skills of students, and promoting active citizenship.

Funding Recommendation

The FY10 budget recommendation for this department is **\$99,979**, which represents a **\$14,514 (17%)** change over FY09. The **\$99,979** request includes a baseline budget of **\$88,979**, increasing \$3,514 to meet contractual salary obligations, plus **\$11,000** in recommended additional funding requests. The recommended additional funding requests are detailed below:

Additional Funds Request - High Rock 0.2 FTE Health Specialist - Grade 6 [Program Improvement] [24M3163]

Amount Recomm	Original Request	Request Description & Funding Recommendation
\$11,000	\$11,000	This request budgets funds for a 0.2 FTE Health Specialist in Grade 6, from funds raised by a November 2008 operating override.

FY10 School Committee Budget Request
Needham Public Schools
 K-12 Physical Education & Health Director 3642

Fiscal Year: 2010

	FY07 ACTUAL	FY08 ACTUAL	FY09 TM BUDGET	FY10 TL REQUEST	FY10 APPROVED	\$ CHG	% CH
Salaries	117,352	133,057	138,074	135,360	113,946	-24,128	-17.47%
Purchase of Services Expense	932	1,000 550	1,953	4,203	1,953		
Capital							
TOTAL	118,284	134,607	140,027	139,563	115,899	-24,128	-17.23%

Budget Overview:

This office funds the Director of the Wellness Department (K-12 physical education, health education, and middle school experiential education) who oversees curriculum, instruction, and special programming.

The Director serves as a department chair at the high school level and an instructional leader at the middle school and elementary levels. She provides instructional leadership for the K-12 health and physical education program and works with school and community leaders in a variety of different ways. Examples include curriculum development, supervision and evaluation of teachers, prevention strategies, and the advancement of health promotion initiatives.

FY09 (Current Year) Department Staffing:

This office is staffed by a 1.0 FTE Director and a full-time 1.0 FTE secretary.

FTE Operating	FY08 Actuals	FY09 Budget	FY10 TL Request	FY10 TL Recom.	FY10 /FY09 Inc/Dec
Admin	1.00	0.80	1.00	0.80	0.00
Teachers	0.00	0.00	0.00	0.00	0.00
Aides	0.00	0.00	0.00	0.00	0.00
Clerical	1.00	1.00	0.80	0.80	-0.20
Total	2.00	1.80	1.80	1.60	-0.20

Critical Issues:

The Director of Health and Physical Education position has been reduced to a .8. The Director has been assigned a .2 teaching position. This limits all administrative responsibilities to four days per week. It also limits availability and disrupts the flow and attention needed to complete projects, meet deadlines, and address critical incidents which is difficult given the number of teachers within the department, the number of schools needing attention, and the community networking required to build an effective wellness infrastructure.

Critical Issues Addressed:

1. The FY10 Budget seeks a restoration of the K-12 Directors position to 1.0.
2. The FY10 budget includes a request to restore funding for office supplies.

Goals and Objectives:

The Wellness Department embraces the Needham Public Schools values of scholarship, community, citizenship, and personal growth. This is done through a carefully planned sequence of lessons that are developmentally appropriate and challenge students physically, intellectually, socially and emotionally. In addition we actively supports the Needham Public Schools District Goals of advancing standards-based learning, developing the social and emotional skills of students, and promoting active citizenship.

Funding Recommendation

The FY10 budget recommendation for this department is **\$115,899**, which represents a **\$-24,128 (-17%)** change over FY09. The **\$115,899** request includes a baseline budget of **\$115,899**, a decrease of \$24,128 (reflecting the net impact of \$3,387 in contractual salary increases; a \$20,815 transfer of salary expense to cost center 3640; and a 0.2 FTE clerical staffing reduction - part of the 1.5 FTE NHS clerical cuts budgeted at the High School in FY09, but which were taken here - totaling \$6,700, plus **\$0** in recommended additional funding requests. The recommended additional funding requests are detailed below:

FY10 School Committee Budget Request
Needham Public Schools
 K-12 Physical Education & Health Director 3642

Fiscal Year: 2010

Additional Funds Request - Restore K-12 Director of Health and Physical Education to Full-Time [Base] [24M2016]

Amount Recomm	Original Request	Request Description & Funding Recommendation
\$0	\$11,000	Due to budget constraints in FY09, the K-12 Director of Health and Physical Education position was reduced to .8 and the Director was assigned to a .2 teaching position. This limits all administrative responsibilities to four days per week. It also limits availability and disrupts the flow and attention needed to complete projects, meet deadlines, and address critical incidents which is difficult given the number of teachers within the department, and the number of schools needing attention, and the community networking required to build an effective wellness infrastructure. This request would hire an additional 0.2 FTE physical education teacher, and restore the Director position to full-time administrator. The Superintendent did not recommend funding for this request, due to budgetary constraints.

Additional Funds Request - Restore Funding for K-12 Physical Education Director Office Supplies [Base] [24M2031]

Amount Recomm	Original Request	Request Description & Funding Recommendation
\$0	\$750	The K-12 Office supply budget was cut in a prior year and has not been replaced. This request is to restore funding to these accounts. The Superintendent did not recommend funding for this request, due to budgetary constraints.

Additional Funds Request - Increase Physical Education & Wellness Professional Development Funds [Program Improvement] [24M3036]

Amount Recomm	Original Request	Request Description & Funding Recommendation
\$0	\$1,500	this request is to provide additional professional development funds for Physical Education teachers. With 18 teachers in three different disciplines at 7 different schools -- we have a variety of needs for professional development. Training for the new fitness center and climbing wall will require ongoing training and certification. This will take a significant amount of our current budget. The Superintendent did not recommend funding for this request, due to budgetary constraints.

FY10 School Committee Budget Request
Needham Public Schools
 Fine Arts 3650

Fiscal Year: 2010

	FY07 ACTUAL	FY08 ACTUAL	FY09 TM BUDGET	FY10 TL REQUEST	FY10 APPROVED	\$ CHG	% CH
Salaries	911,768	961,107	1,005,499	1,049,234	1,049,234	43,735	4.35%
Purchase of Services	981	348	900	900	900		
Expense	33,926	29,374	32,569	37,194	34,569	2,000	6.14%
Capital							
TOTAL	946,674	990,830	1,038,968	1,087,328	1,084,703	45,735	4.40%

Budget Overview:

The Fine Arts Department provides a comprehensive standards based visual arts education to students in grades 1-12. The visual arts program ensures that students have the ability to create, problem-solve, explore, and express their feelings as human beings in a visual manner while meeting the state and national frameworks and standards.

FY09 (Current Year) Department Staffing:

This office is staffed by 15.0 FTE art teachers, who are overseen by the Director of Fine and Performing Arts. Teachers are allocated among schools as follows: 0.9 FTE Broadmeadow, 0.6 FTE Eliot, 0.6 FTE Hillside, 0.8 FTE Mitchell, 1.1 FTE Newman, 4.0 FTE Middle School, and 7.0 FTE High School.

FTE Operating	FY08 Actuals	FY09 Budget	FY10 TL Request	FY10 TL Recom.	FY10 /FY09 Inc/Dec
Admin	0.00	0.00	0.00	0.00	0.00
Teachers	15.00	15.00	15.00	15.00	0.00
Aides	0.00	0.00	0.00	0.00	0.00
Clerical	0.00	0.00	0.00	0.00	0.00
Total	15.00	15.00	15.00	15.00	0.00

Critical Issues:

1. The maintenance of current staffing levels per elementary classroom needing service is this budget's priority. If any classrooms are added systemwide, then art staff must be added or student service will decline.
2. The cost of art materials, such as paper, paint, clay, brushes, markers, etc. continues to rise. This is especially true in the area of photography.
3. The supply funding reductions in the past three fiscal years continue to deplete art supplies districtwide. Teachers have cut back on the number of projects and number of revisions students can make due to supply rationing. The extreme popularity of the high school photo program has exacerbated the problem due to the high prices of traditional darkroom supplies.

Critical Issues Addressed:

1. The FY10 budget assumes no districtwide increase in elementary classrooms to provide Art service for students in grades 1 through 5.
2. The FY10 budget reallocated current base supply funds from Pollard to the High School and some reallocation of Performing Arts funds to HS Fine Arts funds to set a new baseline reflecting the additional expense per student of the high school photography program.
3. The FY10 budget requests a small increase in all supply accounts to replenish and maintain supply levels that have been impacted negatively due to past years' supply reductions, and to address increased costs of materials.

Goals and Objectives:

As an academic core subject, the Fine Arts budget directly supports the Scholarship and Personal Growth Values of the district, as well as District Goals 1, 2 and 3. Actively creating works of art enable all students to focus on developing creativity, expression and problem solving skills. These skills filter into and support all other academic areas, as well becoming embedded in the students for life. Studying and at times reproducing art works enables our students to develop a better understanding of culture, history and global perspectives in line with the district's recent focus on Global Competency. A vibrant Fine Arts program that is visible throughout the schools and community creates excited learners and inspires excellence.

Funding Recommendation

The FY10 budget recommendation for this department is **\$1,084,703**, which represents a **\$45,735 (4%)** change over FY09. The **\$1,084,703** request includes a baseline budget of **\$1,082,703**, increasing \$43,735 over FY09, to meet contractual salary obligations, plus **\$2,000** in recommended additional funding requests. The recommended additional funding requests are detailed below:

FY10 School Committee Budget Request
Needham Public Schools
Fine Arts 3650

Fiscal Year: 2010

Additional Funds Request - Restore Art Supply Funds Cut in Prior Years [Base] [25M1993]

Amount Recomm	Original Request	Request Description & Funding Recommendation
\$0	\$2,625	As a result of previous years' reductions in Art supply accounts districtwide, student projects at all levels have been forced to be redesigned or reduced. The increased cost of all materials has also negatively impacted the amount of materials able to be purchased. The increased popularity of the high school Photography classes, which have the highest per pupil materials cost has further added to this program constraint. this request is for additional funds for art supplies, District-wide. The Superintendent did not recommend funding for this request, due to budgetary constraints.

Additional Funds Request - High Rock/Middle School Educational Supplies [Program Improvement] [25M3154]

Amount Recomm	Original Request	Request Description & Funding Recommendation
\$4,000	\$4,000	This request budgets funds for additional operating supplies at the Middle School level, raised via the November 2008 operational override. Funds are allocated to the Pollard and High Rock Schools, as well as to Middle School specialist and support services. This request is duplicated in several cost centers of the budget.

FY10 School Committee Budget Request
Needham Public Schools
 Performing Arts 3651

Fiscal Year: 2010

	FY07 ACTUAL	FY08 ACTUAL	FY09 TM BUDGET	FY10 TL REQUEST	FY10 APPROVED	\$ CHG	% CH
Salaries	696,757	701,076	723,030	791,619	717,369	-5,661	-0.78%
Purchase of Services	600	2,409	3,000	3,000	3,000		
Expense	6,047	8,105	13,047	15,047	15,047	2,000	15.33%
Capital							
TOTAL	703,404	711,590	739,077	809,666	735,416	-3,661	-0.50%

Budget Overview:

The Performing Arts Department strives to provide a comprehensive standards based music and theater education experience to students in grades K -12. Courses in Music and Theater offer students the opportunity to develop performance skills in classical and contemporary media. Students learn to explore and express their humanity while meeting the state and national core curriculum.

FY09 (Current Year) Department Staffing:

This office is staffed by 11.50 FTE music teachers, who are overseen by the Director of Fine and Performing Arts. Staff are allocated as follows: 1.82 FTE Broadmeadow, 1.02 FTE Eliot, 1.02 FTE Hillside, 1.22 FTE Mitchell, 1.21 FTE Newman, 3.1 FTE MS, and 2.0 FTE HS.

FTE Operating	FY08 Actuals	FY09 Budget	FY10 TL Request	FY10 TL Recom.	FY10 /FY09 Inc/Dec
Admin	0.00	0.00	0.00	0.00	0.00
Teachers	11.18	11.39	11.97	10.60	-0.79
Aides	0.00	0.00	0.00	0.00	0.00
Clerical	0.00	0.00	0.00	0.00	0.00
Total	11.18	11.39	11.97	10.60	-0.79

Critical Issues:

- Over the past 3 years, instructional time for our elementary students in general music class, grades K through 5, has been reduced by a factor of 28% . Three years ago Kindergarten music was eliminated and last year time for music in grades 1, 2 and 3 was reduced by 25%. At the same time, the need for our students to develop their individual creativity and expression continues to grow as our schools become more focused on the whole child. Kindergarten students now enter 1st grade with few fundamentals in music, especially vocally, the most important musical skill. Children in grades 1, 2 and 3 now have fewer opportunities to develop creative and expressive skills.
- At the High School level, we continue to not have any music offerings available for non-performers, or students with a desire to explore music as a part of world cultures.
- The popularity of the 6th and 7th grade elective Theater classes, along with the extreme interest each year in the High School and Middle School Musicals, appear to indicate a strong desire for an increased curricular theater program. We currently have no curricula theater offerings at the High School or elementary school. Theater is a powerful standards based medium for Performing Arts instruction and can also directly improve literacy skills at the elementary level.

Critical Issues Addressed:

- The FY10 budget requests the restoration of Kindergarten music through a small increase in staff as the first step in restoring previous year's reductions in music instruction at the elementary schools.
- This FY10 budget requests includes a place holder for a Pilot implementation of a weekly 30 minute "Literacy through Theater" class for the 3rd grade.
- This FY10 budget request includes a request to reinstate the Theater Arts elective class which was dropped from the HS program due to previous failed overrides.
- A new semester General Music course, modeled on World Music, is again requested for FY10. The World Music course if we are able to implement it, will enhance the high school Global Competency Program.

Goals and Objectives:

As an academic core subject, the Performing Arts program directly supports the Scholarship and Personal Growth Core Values of the district. The Performing Arts are aligned directly with objectives from District Goal #1: Advance Standards-Based Learning; District Goal #2: Social/emotional Skills; and District Goal #3: Promote Active Citizenship. The Performing Arts enable all students to express themselves in creative and unique ways. Actively taking part in the Performing Arts gives all students the opportunity to study and understand their own culture and cultures throughout history and the globe. The Performing Arts also focus specifically on maximizing group work and cooperation through its many large performing groups. An active, visible Performing Arts program creates excited learners and inspires excellence.

Funding Recommendation

The FY10 budget recommendation for this department is **\$735,416**, which represents a **\$-3,661 (-0%)** change over FY09. The **\$735,416** request includes a baseline budget of **\$722,416**, decreasing \$16,661 from FY09 (reflecting the net impact of 1.0 staff reductions totaling \$61,289- part of the 2.0 FTE FY09 Pollard staff cuts budgeted in cost center 3300, but which were taken here; and \$77,950 in contractual salary increases), plus **\$13,000** in recommended additional funding requests. The recommended additional funding requests are detailed below:

FY10 School Committee Budget Request
Needham Public Schools
 Performing Arts 3651

Fiscal Year: 2010

Additional Funds Request - Restore Kindergarten Music Program [Program Improvement] [25M2994]

Amount Recomm	Original Request	Request Description & Funding Recommendation
\$0	\$27,500	This request is to restore the Kindergarten music instruction that was eliminated three years ago, due to a failed override. National and state standards require a formal curricular instructional program in music at the kindergarten level. Children's academic and social-emotional learning would be greatly enhanced by inclusion of music at this level. Restoration of Kindergarten music has become even more vital as a result of the more recent reduction in music for grades 1, 2 and 3. This request is based on 30 minutes of instruction per K class per week by a music specialist. The Superintendent did not recommend funding for this request, due to budgetary constraints.

Additional Funds Request - Restore Theater Arts Electives at the High School [Program Improvement] [25M2995]

Amount Recomm	Original Request	Request Description & Funding Recommendation
\$0	\$11,000	Although we have comprehensive offerings in Visual Arts and Music, currently the High School has no curricular offerings in Theater Arts. The old Theater Arts course was eliminated from the English Department's electives after a failed override three years ago. At the same time, the student popularity surrounding the high school and middle school musicals, along with the popularity of the middle school theater electives indicates that there is a strong desire by students for this type of Performing Arts elective. In addition, there are students who need to explore their creative self theatrically outside of the Musical Theater idiom. Our Fine and Performing Arts program is not a fully comprehensive one without more substantive offerings in Theater education. This request funds a 0.2 FTE Theater Arts teacher at the High School to implement this program.

Additional Funds Request - 0.1 FTE NHS World Music Elective [Program Improvement] [25M2996]

Amount Recomm	Original Request	Request Description & Funding Recommendation
\$0	\$5,500	Our current HS music electives are focused on performing students and music students preparing for advanced study in college. We offer no music elective for students who do no longer wish to perform or compose, but would benefit by studying music as part of everyone's culture. A new HS music course, focused on World Music, will serve this need, support the HS Global Competency initiative, and offer another avenue to meeting the Fine & Performing Arts graduation requirement. The Superintendent did not recommend funding for this request, due to budgetary constraints.

Additional Funds Request - Grade 3 Elementary Theater Pilot Program [Program Improvement] [25M2997]

Amount Recomm	Original Request	Request Description & Funding Recommendation
\$0	\$30,250	Our school district's Theater program is minimal. Currently there are only formal theater offerings available in grades 6 and 7 which are extremely popular. Though the HS and MS musicals are very popular and highly regarded, they do not substitute for formal instruction in theater that would be available for all students. Theater Education is a vital component of a comprehensive Performing Arts program that can reach students in a manner very different than our Music and Art programs. Theater also lends itself well to direct integration and support of literacy skills in the elementary school. The 3rd Grade is suggested as the place to begin due to the cognitive level of the children and the fact that currently, there are only four "specials" available at this grade, as compared to five for grades 1,2, 4 and 5. A Theater special, consisting of a 0.55 FTE teacher, would fill this gap. The Superintendent did not recommend funding for this request, due to budgetary constraints.

Additional Funds Request - High Rock 0.2 FTE Grade 6 Music Specialist [Program Improvement] [25M3120]

Amount Recomm	Original Request	Request Description & Funding Recommendation
\$11,000	\$11,000	This request budgets funds to hire 0.2 FTE additional performing arts specialists for Grade 6, which were raised via the November 2008 operational override.

Additional Funds Request - High Rock/Middle School Educational Supplies [Program Improvement] [25M3154]

Amount Recomm	Original Request	Request Description & Funding Recommendation
\$4,000	\$4,000	This request budgets funds for additional operating supplies at the Middle School level, raised via the November 2008 operational override. Funds are allocated to the Pollard and High Rock Schools, as well as to Middle School specialist and support services. This request is duplicated in several cost centers of the budget.

FY10 School Committee Budget Request
Needham Public Schools
 K-12 Fine & Performing Arts Director 3652

Fiscal Year: 2010

	FY07 ACTUAL	FY08 ACTUAL	FY09 TM BUDGET	FY10 TL REQUEST	FY10 APPROVED	\$ CHG	% CH
Salaries	116,488	125,501	130,575	119,389	133,148	2,573	1.97%
Purchase of Services		270					
Expense	910	910	1,951	1,951	1,951		
Capital							
TOTAL	117,399	126,681	132,526	121,340	135,099	2,573	1.94%

Budget Overview:

The Fine & Performing Arts (FPA) Director supports, supervises, evaluates and coordinates a staff of 26 certified educators, in addition to four accompanists and 25 private lesson teachers. The Director focuses on ensuring that specialized staff, materials and equipment are distributed equally throughout the system to ensure that children have a balanced, sequential FPA curriculum. The Director arranges for and coordinates numerous community outreach experiences, that include public performances of our musical ensembles and visual art exhibits. Special programs, such as All-State, Scholastic Art and BSO Youth Concerts are also arranged by the Director to serve the needs of all Needham students and to service our most gifted and talented children.

The FPA Director serves as the instructional leader and curriculum coordinator for the department. The continual exploration and use of the latest research into "best practice" and standards based instruction ensures that the Fine and Performing Arts continue to be a core part of the curriculum for all Needham students, as required by NCLB and state law. In addition to Visual Arts, Music and Theater, this office also supervises the Graphics Arts and Production Printing programs, which provide printing services for the school department. This office monitors and supervises five revolving accounts in addition to the operating budget.

FY09 (Current Year) Department Staffing:

This office is staffed by a 1.0 Director and a full-time 1.0 FTE secretary.

FTE Operating	FY08 Actuals	FY09 Budget	FY10 TL Request	FY10 TL Recom.	FY10 /FY09 Inc/Dec
Admin	1.00	1.00	1.00	1.00	0.00
Teachers	0.00	0.00	0.00	0.00	0.00
Aides	0.00	0.00	0.00	0.00	0.00
Clerical	1.00	1.00	0.50	0.90	-0.10
Total	2.00	2.00	1.50	1.90	-0.10

Critical Issues:

The movement of our traditional curriculum to a standards based one that is consistent throughout the district is the primary issue that consumes most of the Director's planning and office resources. In addition, the Director's office is constantly adjusting and modifying programmatic and instructional practices systemwide as needed due to reduced resources while facing increased enrollment and program activity.

Critical Issues Addressed:

The transition to, and development of, standards-based instruction continues to be addressed through the teacher evaluation system, in-service workshops, department meetings, clinicians, and conference attendance and participation, all of which are supported, supervised, and coordinated through this office. In the face of major changes to our school systems grade configuration, along with the difficulty of reduced resources, the support of the Director's office will ensure that the Fine & Performing Arts Program will continue to provide the finest possible education in the arts possible for all students in a logically designed and meaningful way district wide.

Goals and Objectives:

The Fine & Performing Arts Director's office supports the core values of Scholarship, Community, Citizenship and personal Growth, as well as District-wide Goals #1, 2 and 3. The Director's primary responsibility is to ensure coordination and development of Fine and Performing Arts instruction throughout the district. The Director ensures that all students, regardless of the particular school or teacher, have equal access and opportunities to be involved in a rich, meaningful, academic, comprehensive, standards-based arts education. The Director ensures that Fine & Performing Arts instruction remains focused on Creativity, Responding and Performing. In addition, the Fine and Performing Arts Office also focuses on developing strong community support and involvement by coordinating numerous public exhibits, performances and community arts experiences.

Funding Recommendation

The FY10 budget recommendation for this department is **\$135,099**, which represents a **\$2,573 (2%)** change over FY09. The **\$135,099** request includes a baseline budget of **\$121,340**, which decreases \$11,186 (reflecting \$5,561 in contractual salary obligations, net the transfer of 0.5 FTE secretary to the Fee-Based Instruction account, or \$16,747), plus **\$13,759** in recommended additional funding requests. The recommended additional funding requests are detailed below:

FY10 School Committee Budget Request
Needham Public Schools
K-12 Fine & Performing Arts Director 3652

Fiscal Year: 2010

Additional Funds Request - Restore 0.4 FTE Clerical Position [Base] [25M2202]

Amount Recomm	Original Request	Request Description & Funding Recommendation
\$13,759		The School Committee voted to restore 0.4 FTE of the clerical position in this department, which had been shifted to a fee-based program in FY09, based on a revised clerical staffing model at Needham High School.

FY10 School Committee Budget Request
Needham Public Schools
 World Languages 3660

Fiscal Year: 2010

	FY07 ACTUAL	FY08 ACTUAL	FY09 TM BUDGET	FY10 TL REQUEST	FY10 APPROVED	\$ CHG	% CH
Salaries	1,143,236	1,147,114	1,227,385	1,607,643	1,327,967	100,582	8.19%
Purchase of Services Expense	12,565	15,357	16,423	20,624	18,424	2,001	12.18%
Capital							
TOTAL	1,155,800	1,162,470	1,246,808	1,631,267	1,349,391	102,583	8.23%

Budget Overview:

This Department provides instruction in Spanish and French in grades 6 through 8 as well as instruction in Spanish, French, Mandarin and Latin in grades 9 through 12. There is currently no world language instruction in the elementary grades.

FY09 (Current Year) Department Staffing:

This cost center is staffed by 19.0 Middle and High School World Language teachers, which are overseen by the World Language Director. There are 6.2 FTE teachers at Pollard, and 12.8 FTE teachers at Needham High School.

FTE Operating	FY08 Actuals	FY09 Budget	FY10 TL Request	FY10 TL Recom.	FY10 /FY09 Inc/Dec
Admin	0.00	0.00	0.00	0.00	0.00
Teachers	19.20	19.00	24.50	19.50	0.50
Aides	0.00	0.00	0.00	0.00	0.00
Clerical	0.00	0.00	0.00	0.00	0.00
Total	19.20	19.00	24.50	19.50	0.50

Critical Issues:

The critical issues facing this department for 09/10 are: 1) meeting staffing needs caused by increased and increasing enrollment in world language classes at the middle school and the high school; 2) lack of clerical support for the high school world languages department; and 3) restoration of an elementary world language program.

Critical Issues Addressed:

In the middle school, we will have an additional 50 students in 6th grade as well as 50 additional students in 7th grade. To meet that increased enrollment, we are requesting an increase of .8 FTE: .4 to add 4 sections of 7th grade Spanish and .4 to add two sections of 8th grade Spanish. (Grades 6 and 7 meet every other day so each section requires .1 FTE. Grade 8 classes meet every day and require .2 FTE. .2 FTE to add two additional sections of 6th grade Spanish is in the High Rock override.) Student load for world language teachers now averages 190, double that of the cluster teachers. Without this additional .8 FTE, class size will average 25 and over, student load will go over 200, and teachers will be unable to meet the academic and special needs of their students. (Because world language teachers at the middle school see eight different groups of students, if class size goes to 25 in each class their student load is 200, and that does not include the 13 additional students they have in Advisory.) In addition to increased enrollment next year, this .8 FTE addresses the increased enrollment in world language classes that has occurred over the last two years and has not been funded in previous budgets.

Enrollment in world languages is also increasing at the high school. The request for an additional 1.0 FTE will fund: one additional section of Mandarin 2; one section of Latin 3 honors; one section of Latin 4 accelerated; one combined section of French 2 standard and French 3 standard; and one section of French 5 honors. It is important for us to provide courses at advanced levels so students can continue with their language study and also meet the needs of our nontraditional learners.

At the high school, the world languages department has been without a secretary for two years after the reassignment of the secretary and then the retirement of her replacement. The HS WL department is the only HS department without secretarial support. For the last year, clerical and financial tasks have been handled on a piecemeal basis by other secretaries in the building and also by the Director of World Languages. This is not an efficient use of resources.

Three years ago, the elementary Spanish program was eliminated because of a failed override. In order to meet district goal #3 "Every student will have the opportunity to become proficient in a foreign language", an elementary world language program should be restored. For every elementary student to begin studying a world language in fourth grade and then continuing in fifth grade, 3 FTEs would be needed as well as a budget for educational supplies.

Goals and Objectives:

Objective #3 of Goal #3 is "Every student will have the opportunity to become proficient in a foreign language." Students achieve proficiency in a foreign language by beginning instruction as early as possible and receiving multiple opportunities to interact with the language and use the four language skills -- reading, listening, speaking and writing. Beginning language study in fourth grade would give students the beneficial earlier start to learning a world language. Lower class sizes at the middle school will allow for more interactions between the student and the teacher. Higher class sizes preclude most of those interactions and limit what students can learn and be able to do. High student loads (over 175 at the middle school and 100 at the high school) limit teachers' ability to meaningfully interact with students. At the high school it is critical to provide appropriate levels in each course so that students can be successful. Lack of support with clerical and financial tasks at the high school takes the attention of the teachers and the Director away from teaching and learning.

Funding Recommendation

The FY10 budget recommendation for this department is **\$1,349,391**, which represents a **\$102,583 (8%)** change over FY09. The **\$1,349,391** request includes a

FY10 School Committee Budget Request
Needham Public Schools
 World Languages 3660

Fiscal Year: 2010

baseline budget of **\$1,303,390**, which increases \$56,582 over FY09 (reflecting the net impact of a 0.3 FTE staff reduction totaling \$29,394 - part of the 2.0 FTE FY09 NHS staff cuts budgeted under cost center 3400, but taken here; and \$85,976 in contractual salary increases), plus **\$46,001** in recommended additional funding requests. The recommended additional funding requests are detailed below:

Additional Funds Request - 0.8 FTE Middle School Spanish Teacher for Enrollment [Base] [26M1982]

Amount Recomm	Original Request	Request Description & Funding Recommendation
\$0	\$44,000	The Middle School will have an additional 50 students in 6th grade as well as 50 additional students in 7th grade. To meet that increased enrollment, we are requesting an increase of .8 FTE: .4 to add 4 sections of 7th grade Spanish and .4 to add two sections of 8th grade Spanish. (Grades 6 and 7 meet every other day so each section requires .1 FTE. Grade 8 classes meet every day and require .2 FTE. Already in the High Rock override is the additional .2 FTE to add two more sections of 6th grade Spanish.) Student load for world language teachers now averages 190, double that of the cluster teachers. Without this additional .8 FTE, class size will average 25 and over, student load will go over 200, and teachers will be unable to meet the academic and special needs of their students. (Because world language teachers at the middle school see eight different groups of students, if class size goes to 25 in each class their student load is 200, and that does not include the 13 additional students they have in Advisory.) In addition to next year's increased enrollment, this .8 FTE addresses the increased enrollment in world language classes that has occurred over the last two years and has not been funded in previous budgets. The Superintendent does not recommend additional funding for this request, which already has been provided for via the High Rock operating override.

Additional Funds Request - 1.0 FTE High School World Language Teacher for Enrollment [Base] [26M1988]

Amount Recomm	Original Request	Request Description & Funding Recommendation
\$0	\$55,200	Enrollment in World Languages is increasing at the High School. The request for an additional 1.0 FTE will fund: one additional section of Mandarin 2 (we currently have 3 sections of Mandarin 1 with mostly freshmen who want to continue and only 2 sections of Mandarin 2); one section of Latin 3 honors (we have 1 section of Latin 2 honors this year and no section of Latin 3 honors for them to continue into next year); one section of Latin 4 accelerated (the students in Latin 3 accelerated this year want to continue into Latin 4 accelerated next year and we don't have a section this year); one combined section of French 2 standard and French 3 standard (we haven't had a standard level in French at the high school and we have identified that need); and one section of French 5 honors (we have three sections of French 4 this year and many students will want to continue, but not in the AP class, which is the only level 5 class we have currently). The Superintendent did not recommend funding for this request, due to budgetary constraints.

Additional Funds Request - Restore Elementary World Language Program [Program Improvement] [26M3002]

Amount Recomm	Original Request	Request Description & Funding Recommendation
\$0	\$167,000	Three years ago, the elementary Spanish program was eliminated because of a failed override. In order to meet District goal #3 "Every student will have the opportunity to become proficient in a foreign language", an elementary world language program should be restored. For every elementary student to study a world language in fourth grade and fifth grade, 3 FTEs would be needed as well as a budget for educational supplies. This request provides the staffing and supplies needed to reinstate the program. The Superintendent did not recommend funding for this request, due to budgetary constraints.

Additional Funds Request - High Rock/Middle School World Language Specialists [Program Improvement] [26M3121]

Amount Recomm	Original Request	Request Description & Funding Recommendation
\$44,000	\$44,000	This request budgets funds to hire 0.3 FTE additional world language teachers for Grade 6 and 0.5 FTE world language specialists for Grades 7/8, which were raised via the November 2008 operational override.

Additional Funds Request - Continue Funding for 0.2 FTE Middle School Spanish Teacher [Base] [26M2138]

Amount Recomm	Original Request	Request Description & Funding Recommendation
\$0	\$15,676	In FY09, a 0.2 FTE spanish teacher was required for enrollment at Pollard Middle School. This request provides ongoing funding for that position. The Superintendent did not recommend funding for this request, which already has been provided for by the High Rock operating override.

FY10 School Committee Budget Request
Needham Public Schools
World Languages 3660

Fiscal Year: 2010

Additional Funds Request - High Rock/Middle School Educational Supplies [Program Improvement] [26M3156]

Amount Recomm	Original Request	Request Description & Funding Recommendation
\$2,001	\$2,001	This request budgets funds for additional operating supplies at the Middle School level, raised via the November 2008 operational override. Funds are allocated to the Pollard and High Rock Schools, as well as to Middle School specialist and support services. This request is duplicated in several cost centers of the budget.

FY10 School Committee Budget Request
Needham Public Schools
 K-12 World Languages Director 3661

Fiscal Year: 2010

	FY07 ACTUAL	FY08 ACTUAL	FY09 TM BUDGET	FY10 TL REQUEST	FY10 APPROVED	\$ CHG	% CH
Salaries	34,035	79,464	82,417	97,954	85,054	2,637	3.20%
Purchase of Services		1,689					
Expense			1,000	1,000	1,000		
Capital							
TOTAL	34,035	81,153	83,417	98,954	86,054	2,637	3.16%

Budget Overview:

This budget area contains funding for the K-12 World Languages Director. Currently, the position is for the 6-12 World Languages Director since there is no world language instruction in the elementary grades.

FY09 (Current Year) Department Staffing:

This cost center is staffed by the 1.0 FTE elementary/middle World Language Director. The High School department head position is included in the High School budget.

FTE Operating	FY08 Actuals	FY09 Budget	FY10 TL Request	FY10 TL Recom.	FY10 /FY09 Inc/Dec
Admin	0.80	0.80	0.80	0.80	0.00
Teachers	0.00	0.00	0.00	0.00	0.00
Aides	0.00	0.00	0.00	0.00	0.00
Clerical	0.00	0.00	0.00	0.00	0.00
Total	0.80	0.80	0.80	0.80	0.00

Critical Issues:

The K-12 Director position provides curriculum continuity, staff supervision and department management at the middle and high school levels. For the last year the Director has been without dedicated secretarial support. That has meant that she has to work with several secretaries in the building to have particular tasks done and has also managed the purchasing process herself. This is an inefficient use of resources and takes her time away from curriculum continuity, staff supervision and department management at the middle and high school levels.

Critical Issues Addressed:

In this budget is a request for the restoration of the .5 high school world language department secretary.

Goals and Objectives:


Objective #3 of Goal #3 is "Every student will have the opportunity to become proficient in a foreign language." To meet that goal, the world language program in the district must begin early, be well-articulated and well-supported by a staff who have been trained in bringing students to proficiency in a second language. It is the responsibility of the Director to establish and maintain that program. To do that, the Director needs dedicated secretarial support.

Funding Recommendation

The FY10 budget recommendation for this department is **\$86,054**, which represents a **\$2,637 (3%)** change over FY09. The **\$86,054** request includes a baseline budget of **\$86,054**, which increases \$2,637 due to contractual salary increases, plus **\$0** in recommended additional funding requests. The recommended additional funding requests are detailed below:

Additional Funds Request - 0.5 FTE High School World Languages Department Secretary [Program Improvement] [26M2975]

Amount Recomm	Original Request	Request Description & Funding Recommendation
\$0	\$12,900	The K-12 Director position provides curriculum continuity, staff supervision and department management at the middle and high school levels. For the last year the Director has been without dedicated secretarial support. That has meant that she has to work with several secretaries in the building to have particular tasks done and has also managed the purchasing process herself. This is an inefficient use of resources and takes her time away from curriculum continuity, staff supervision and department management at the middle and high school levels. This request is for a 0.5 clerical position to support the World Languages Department. The Superintendent did not recommend funding for this request; this need will be filled through planned internal re-organization at Needham High School.




Needham, Massachusetts

*Operating Budget
Mandates*

	Description of Mandates For Programs and Services Related Directly to Children
Education Reform Act/ Staff Development:	<p>Through FY03, the State had been providing funds for professional development as part of the requirements under the Education Reform Act. The mandated amount was based on \$125 per student. Both the state reimbursement amount and the minimum spending requirement are calculated using the official October 1 enrollment in a state formula, where preschoolers and kindergartners are counted as 0.5 FTE, rather than head count. The professional development mandate was changed to a suggestion in 2003. Based on an October 1, 2007 enrollment, the projected mandate amount for FY10, should the mandate be reinstated, would be \$613,063, an \$8,688 (1.4%) increase over the FY09 amount of \$604,375. The approved budget for Professional Development is \$852,463. In past years, the state reimbursement flows through Cherry Street as a General fund receipt. Town Meeting appropriates the funds for expenditure as part of the budget request.</p>
Ed. Reform Act/ Info. Mgt. System:	<p>In 1995, the Department of Education developed a comprehensive Student Information Management System (SIMS) to collect individual student data on all Massachusetts public school students. Over 50 data elements are collected for each student and data is used to track enrollments, truancy, special education membership, English Language Learner participation, and the like.</p> <p>This year, a similar system has been developed to collect data on all public and charter school educators, the Education Personnel Information Management System (EPIMS.) The new system will collect over 25 pieces of demographic data for each staff member, plus comprehensive work/assignment information.</p>
Section 504 and Americans With Disabilities Act	<p>Section 504 prohibits discrimination on the basis of disability for both students and staff members. Section 504 insures that the education system provides the full range of accommodations necessary for students or staff.</p>
Special Education	<p>Special Education shall mean specially designed instruction to meet the unique needs of the eligible student or related services necessary to access the general curriculum and shall include the programs and services set forth in state and federal special education law.</p>
Circuit Breaker	<p>A new "circuit breaker" program was voted and funded by the legislature in FY04, replacing the former "50/50" program which reimbursed school districts 50% of the costs for students in residential placements. Under this new program, districts are reimbursed a percentage of individual</p>

	<p>student costs exceeding four times the foundation budget. For FY10, the statewide foundation budget per pupil is estimated to be \$9,799, so the circuit breaker threshold is \$39,194. The formula voted by the state legislature calls for districts to receive 75% of their costs exceeding \$37,180; however, because circuit breaker reimbursements are subject to appropriations, the budgeted percentage of reimbursement for FY10 is 72%. Given uncertainty around state revenues for FY10, it is possible the actual reimbursement percentage may be less.</p> <p>This program was changed in FY05 from a current-year 'circuit breaker' reimbursement program to a retroactive reimbursement program, where districts are reimbursed in FY10 for eligible students reported on FY09 final claims.</p> <p>In order to secure this reimbursement, school systems are required to submit regular detailed information about the eligible students. Reimbursement is paid to the school district in quarterly installments.</p>
English as a Second Language	The district must provide an English language development program and insure access to the regular curriculum for any student with limited English speaking proficiency.
School Physician and Nurses	Massachusetts General Laws require the School Committee to appoint a school physician and registered nurses, and provide them with all proper facilities for the performance of their duties.
Supervisor of Attendance	Massachusetts General Laws require the School Committee to appoint a supervisor of attendance who shall inquire into all cases of truancy.
Time and Learning	Students at Needham High School are required to be enrolled in 990 hours of structured learning time each year. Elementary and middle school students must have 900 hours or structured instructional time.
Transportation	Each school system is required by state law, Chapter 71, Section 68, to provide transportation for children grades kindergarten through Grade 6 if the distance between the child's residence and the school he/she is entitled to attend exceeds two miles and he nearest bus stop is more than one mile. In FY09, the School Department changed its transportation program to provide free busing only to children at the 2.0 mileage threshold; previously, Needham had provided services in excess of the state mandate by transporting free of charge children living 1.5 miles or more from school, as well as all Kindergarteners at midday and those children living in designated 'hazard' areas of the Town.



Needham, Massachusetts

*Operating Budget
Line Item Detail*

FY10 SCHOOL COMMITTEE OPERATING BUDGET
Needham Public Schools

FISCAL YEAR: 2010

ACCOUNTNO	ACCOUNT DESCRIPTION	FY07 ACTUALS	FY08 ACTUALS	FY09 TM BUDGET	FY10 APPROVED	\$ CHG	% CH
0001-3010-040-99-1110-099-99-520-020-5380-300-04	School Committee - Unassigned - Other Purchased Services	0	150	0	0	0	0.00%
0001-3010-040-99-1110-099-99-520-030-5720-300-06	School Committee - Unassigned - Out-of-State Travel/ Conferences	660	942	1,000	1,000	0	0.00%
0001-3010-040-99-1110-099-99-520-030-5730-300-06	School Committee - Unassigned - Dues and Memberships	6,621	6,630	7,000	7,000	0	0.00%
0001-3010-040-99-1110-099-99-520-030-5780-300-06	School Committee - Unassigned - All Other Expenses	6,211	4,833	4,750	4,750	0	0.00%
0001-3010-040-99-1210-099-99-520-010-5110-300-01	School Committee - Unassigned - Salaries	0	0	0	0	0	0.00%
0001-3010-040-99-1210-099-99-520-010-5110-300-02	School Committee - Unassigned - Salaries	0	0	0	0	0	0.00%
0001-3010-040-99-1210-099-99-520-010-5146-300-01	School Committee - Unassigned - Longevity	0	0	0	0	0	0.00%
0001-3010-040-99-1210-099-99-520-010-5146-300-02	School Committee - Unassigned - Longevity	0	0	0	0	0	0.00%
0001-3010-040-99-1210-099-99-520-010-5174-300-01	School Committee - Unassigned - Fringe on Behalf of Employee - Retirement	0	0	0	0	0	0.00%
0001-3010-040-99-1210-099-99-520-030-5420-300-05	School Committee - Unassigned - Office Supplies	0	0	0	0	0	0.00%
0001-3010-040-99-1430-099-99-520-020-5300-300-04	School Committee - Unassigned - Professional and Technical	191,246	81,969	162,150	147,821	-14,329	-8.84%
0001-3010-040-99-1435-099-99-520-020-5300-300-04	School Committee - Unassigned - Professional and Technical	23,591	23,600	0	0	0	0.00%
	TOTALS FOR: 3010	228,329	118,124	174,900	160,571	-14,329	-8.19%
0001-3020-040-99-1210-099-99-520-010-5110-300-01	Superintendent - Unassigned - Salaries	138,096	141,037	155,400	169,236	13,836	8.90%
0001-3020-040-99-1210-099-99-520-010-5110-300-02	Superintendent - Unassigned - Salaries	70,013	72,644	73,498	77,487	3,989	5.43%
0001-3020-040-99-1210-099-99-520-010-5146-300-01	Superintendent - Unassigned - Longevity	0	0	0	0	0	0.00%
0001-3020-040-99-1210-099-99-520-010-5146-300-02	Superintendent - Unassigned - Longevity	1,500	2,015	1,500	1,500	0	0.00%
0001-3020-040-99-1210-099-99-520-010-5174-300-01	Superintendent - Unassigned - Fringe on Behalf of Employee - Retirement	1,244	10	5,000	12,500	7,500	150.00%
0001-3020-040-99-1210-099-99-520-020-5380-300-04	Superintendent - Unassigned - Other Purchased Services	2,500	0	0	0	0	0.00%
0001-3020-040-99-1210-099-99-520-030-5420-300-05	Superintendent - Unassigned - Office Supplies	448	380	441	441	0	0.00%
0001-3020-040-99-1210-099-99-520-030-5710-300-06	Superintendent - Unassigned - In-State Travel	936	436	400	400	0	0.00%
0001-3020-040-99-1210-099-99-520-030-5720-300-06	Superintendent - Unassigned - Out-of-State Travel/ Conferences	760	660	600	600	0	0.00%
0001-3020-040-99-1210-099-99-520-030-5730-300-06	Superintendent - Unassigned - Dues and Memberships	1,407	1,054	1,000	1,000	0	0.00%
0001-3020-040-99-1210-099-99-520-030-5780-300-06	Superintendent - Unassigned - All Other Expenses	0	0	0	0	0	0.00%
0001-3020-040-99-5100-099-99-520-010-5174-300-99	Superintendent - Unassigned - Fringe on Behalf of Employee - Retirement	5,768	5,000	0	0	0	0.00%
	TOTALS FOR: 3020	222,671	223,234	237,839	263,164	25,325	10.65%
0001-3030-040-99-1220-099-99-520-010-5110-300-01	Director of Personnel - Unassigned - Salaries	114,866	117,981	121,448	130,548	9,100	7.49%
0001-3030-040-99-1220-099-99-520-010-5110-300-02	Director of Personnel - Unassigned - Salaries	73,197	100,275	76,148	87,322	11,174	14.67%
0001-3030-040-99-1220-099-99-520-010-5130-300-02	Director of Personnel - Unassigned - Additional Gross, Overtime	0	86	0	0	0	0.00%
0001-3030-040-99-1220-099-99-520-010-5146-300-01	Director of Personnel - Unassigned - Longevity	0	0	0	0	0	0.00%
0001-3030-040-99-1220-099-99-520-010-5146-300-02	Director of Personnel - Unassigned - Longevity	1,600	1,654	1,200	1,350	150	12.50%
0001-3030-040-99-1220-099-99-520-030-5420-300-05	Director of Personnel - Unassigned - Office Supplies	2,430	5,174	493	493	0	0.00%
0001-3030-040-99-1220-099-99-520-030-5710-300-06	Director of Personnel - Unassigned - In-State Travel	2,091	1,283	300	300	0	0.00%
0001-3030-040-99-1220-099-99-520-030-5720-300-06	Director of Personnel - Unassigned - Out-of-State Travel/ Conferences	375	2,233	588	588	0	0.00%
0001-3030-040-99-1220-099-99-520-030-5730-300-06	Director of Personnel - Unassigned - Dues and Memberships	789	484	681	681	0	0.00%
0001-3030-040-99-1220-099-99-520-030-5780-300-06	Director of Personnel - Unassigned - All Other Expenses	3,609	531	0	0	0	0.00%
0001-3030-040-99-1420-099-99-520-010-5110-300-02	Director of Personnel - Unassigned - Salaries	76,369	78,607	80,266	82,552	2,286	2.85%
0001-3030-040-99-1420-099-99-520-010-5146-300-02	Director of Personnel - Unassigned - Longevity	563	631	650	650	0	0.00%

FY10 SCHOOL COMMITTEE OPERATING BUDGET
Needham Public Schools

FISCAL YEAR: 2010

ACCOUNTNO	ACCOUNT DESCRIPTION	FY07 ACTUALS	FY08 ACTUALS	FY09 TM BUDGET	FY10 APPROVED	\$ CHG	% CH
0001-3030-040-99-1420-099-99-520-020-5300-300-04	Director of Personnel - Unassigned - Professional and Technical	0	150	21,200	21,200	0	0.00%
0001-3030-040-99-5100-099-99-520-010-5174-300-99	Director of Personnel - Unassigned - Fringe on Behalf of Employee - Retirement	5,600	5,600	5,600	5,600	0	0.00%
	TOTALS FOR: 3030	281,490	314,688	308,574	331,284	22,710	7.36%
0001-3031-040-99-1220-099-99-520-010-5110-300-01	Director of Student Development - Unassigned - Salaries	116,178	123,886	123,387	120,474	-2,913	-2.36%
0001-3031-040-99-1220-099-99-520-010-5110-300-02	Director of Student Development - Unassigned - Salaries	54,335	43,160	46,227	48,820	2,593	5.61%
0001-3031-040-99-1220-099-99-520-010-5146-300-02	Director of Student Development - Unassigned - Longevity	900	0	0	0	0	0.00%
0001-3031-040-99-1220-099-99-520-030-5420-300-05	Director of Student Development - Unassigned - Office Supplies	668	714	508	508	0	0.00%
0001-3031-040-99-1220-099-99-520-030-5710-300-06	Director of Student Development - Unassigned - In-State Travel	0	300	185	185	0	0.00%
0001-3031-040-99-1220-099-99-520-030-5720-300-06	Director of Student Development - Unassigned - Out-of-State Travel/ Conferences	552	175	588	588	0	0.00%
0001-3031-040-99-1220-099-99-520-030-5730-300-06	Director of Student Development - Unassigned - Dues and Memberships	334	518	681	681	0	0.00%
0001-3031-040-99-1220-099-99-520-030-5780-300-06	Director of Student Development - Unassigned - All Other Expenses	0	0	0	0	0	0.00%
0001-3031-040-99-5100-099-99-520-010-5174-300-99	Director of Student Development - Unassigned - Fringe on Behalf of Employee - Retirement	5,600	5,600	5,600	5,600	0	0.00%
	TOTALS FOR: 3031	178,568	174,354	177,176	176,856	-320	-0.18%
0001-3032-040-99-1220-099-99-520-010-5110-300-01	Director of Program Development - Unassigned - Salaries	110,484	118,274	119,510	128,442	8,932	7.47%
0001-3032-040-99-1220-099-99-520-010-5110-300-02	Director of Program Development - Unassigned - Salaries	45,328	48,141	50,537	53,353	2,816	5.57%
0001-3032-040-99-1220-099-99-520-010-5146-300-02	Director of Program Development - Unassigned - Longevity	300	472	300	300	0	0.00%
0001-3032-040-99-1220-099-99-520-020-5255-300-04	Director of Program Development - Unassigned - Repairs & Maintenance - Technology	596	0	0	0	0	0.00%
0001-3032-040-99-1220-099-99-520-030-5420-300-05	Director of Program Development - Unassigned - Office Supplies	1,901	3,416	608	608	0	0.00%
0001-3032-040-99-1220-099-99-520-030-5710-300-06	Director of Program Development - Unassigned - In-State Travel	158	709	185	185	0	0.00%
0001-3032-040-99-1220-099-99-520-030-5720-300-06	Director of Program Development - Unassigned - Out-of-State Travel/ Conferences	1,018	593	588	750	162	27.55%
0001-3032-040-99-1220-099-99-520-030-5730-300-06	Director of Program Development - Unassigned - Dues and Memberships	478	642	681	681	0	0.00%
0001-3032-040-99-1220-099-99-520-030-5780-300-06	Director of Program Development - Unassigned - All Other Expenses	0	0	0	1,295	1,295	100.00%
0001-3032-040-99-5100-099-99-520-010-5174-300-99	Director of Program Development - Unassigned - Fringe on Behalf of Employee - Retirement	5,600	5,600	5,600	5,600	0	0.00%
	TOTALS FOR: 3032	165,863	177,846	178,009	191,214	13,205	7.42%
0001-3040-040-99-1410-099-99-520-010-5110-300-01	Director of Financial Operations - Unassigned - Salaries	103,549	112,335	113,420	96,750	-16,670	-14.70%
0001-3040-040-99-1410-099-99-520-010-5110-300-02	Director of Financial Operations - Unassigned - Salaries	139,406	144,549	161,102	169,104	8,002	4.97%
0001-3040-040-99-1410-099-99-520-010-5146-300-02	Director of Financial Operations - Unassigned - Longevity	1,150	1,200	1,150	1,200	50	4.35%
0001-3040-040-99-1410-099-99-520-020-5247-300-04	Director of Financial Operations - Unassigned - Repairs & Maintenance - Office Equipment	13,239	6,270	11,096	11,096	0	0.00%
0001-3040-040-99-1410-099-99-520-020-5380-300-04	Director of Financial Operations - Unassigned - Other Purchased Services	16,145	12,625	0	0	0	0.00%
0001-3040-040-99-1410-099-99-520-030-5420-300-05	Director of Financial Operations - Unassigned - Office Supplies	2,313	9,515	1,188	1,188	0	0.00%
0001-3040-040-99-1410-099-99-520-030-5710-300-06	Director of Financial Operations - Unassigned - In-State Travel	2,336	2,108	1,850	1,850	0	0.00%
0001-3040-040-99-1410-099-99-520-030-5720-300-06	Director of Financial Operations - Unassigned - Out-of-State Travel/ Conferences	465	440	0	0	0	0.00%
0001-3040-040-99-1410-099-99-520-030-5730-300-06	Director of Financial Operations - Unassigned - Dues and Memberships	980	2,315	950	950	0	0.00%
0001-3040-040-99-1410-099-99-520-030-5780-300-06	Director of Financial Operations - Unassigned - All Other Expenses	539	2,464	0	0	0	0.00%
0001-3040-040-99-5100-099-99-520-010-5174-300-99	Director of Financial Operations - Unassigned - Fringe on Behalf of Employee - Retirement	2,000	2,000	2,000	5,600	3,600	180.00%

FY10 SCHOOL COMMITTEE OPERATING BUDGET
Needham Public Schools

FISCAL YEAR: 2010

ACCOUNTING	ACCOUNT DESCRIPTION	FY07 ACTUALS	FY08 ACTUALS	FY09 TM BUDGET	FY10 APPROVED	\$ CHG	% CH
0001-3040-040-99-5300-099-99-520-020-5276-300-99	Director of Financial Operations - Unassigned - Photocopier Lease	0	0	0	0	0	0.00%
	TOTALS FOR: 3040	282,121	295,821	292,756	287,738	-5,018	-1.71%
0001-3050-040-99-1230-099-99-520-010-5110-300-01	Director of External Funding - Unassigned - Salaries	18,332	21,579	22,059	10,054	-12,005	-54.42%
0001-3050-040-99-1230-099-99-520-010-5146-300-01	Director of External Funding - Unassigned - Longevity	38	75	0	0	0	0.00%
0001-3050-040-99-1230-099-99-520-020-5341-300-04	Director of External Funding - Unassigned - Communication - Postage	0	0	0	0	0	0.00%
0001-3050-040-99-1230-099-99-520-030-5580-300-05	Director of External Funding - Unassigned - Other Supplies	0	131	127	127	0	0.00%
0001-3050-040-99-1230-099-99-520-030-5710-300-06	Director of External Funding - Unassigned - In-State Travel	0	0	0	0	0	0.00%
0001-3050-040-99-1230-099-99-520-030-5720-300-06	Director of External Funding - Unassigned - Out-of-State Travel/ Conferences	0	0	0	0	0	0.00%
0001-3050-040-99-1230-099-99-520-030-5780-300-06	Director of External Funding - Unassigned - All Other Expenses	0	0	0	0	0	0.00%
	TOTALS FOR: 3050	18,370	21,785	22,186	10,181	-12,005	-54.11%
0001-3110-005-10-2353-099-99-520-010-5110-300-01	Professional Development - District - Salaries	0	210	0	0	0	0.00%
0001-3110-005-10-2353-099-99-520-010-5110-300-03	Professional Development - District - Salaries	0	0	0	0	0	0.00%
0001-3110-005-10-2355-099-99-520-010-5120-300-03	Professional Development - District - Temp Salaries/Prof. Dev. Subs	0	0	9,176	9,420	244	2.66%
0001-3110-005-10-2357-099-99-520-010-5110-300-01	Professional Development - District - Salaries	16,530	21,480	23,627	46,842	23,215	98.26%
0001-3110-005-10-2357-099-99-520-020-5300-300-04	Professional Development - District - Professional and Technical	23,819	1,500	34,550	29,550	-5,000	-14.47%
0001-3110-005-10-2357-099-99-520-020-5320-300-04	Professional Development - District - Tuition	1,123	5,379	0	0	0	0.00%
0001-3110-005-10-2357-099-99-520-030-5510-300-05	Professional Development - District - Educational Supplies	780	2,137	3,650	3,650	0	0.00%
0001-3110-005-10-2357-099-99-520-030-5710-300-06	Professional Development - District - In-State Travel	1,204	841	0	0	0	0.00%
0001-3110-005-10-2357-099-99-520-030-5720-300-06	Professional Development - District - Out-of-State Travel/ Conferences	0	0	0	0	0	0.00%
0001-3110-005-10-2357-099-99-520-030-5730-300-06	Professional Development - District - Dues and Memberships	4,716	0	1,500	1,500	0	0.00%
0001-3110-005-10-2357-099-99-520-030-5780-300-06	Professional Development - District - All Other Expenses	11,368	1,973	3,330	3,330	0	0.00%
0001-3110-005-10-2415-099-99-520-030-5512-300-05	Professional Development - District - Instr. Mat/Clsrm Lib & Ref - Teaching Aids	0	0	0	0	0	0.00%
0001-3110-005-21-2351-099-99-520-010-5110-300-01	Professional Development - Broadmeadow - Salaries	3,000	3,075	3,164	3,255	91	2.88%
0001-3110-005-21-2353-099-99-520-010-5110-300-01	Professional Development - Broadmeadow - Salaries	955	625	0	0	0	0.00%
0001-3110-005-21-2355-099-99-520-010-5120-300-03	Professional Development - Broadmeadow - Temp Salaries/Prof. Dev. Subs	6,314	6,678	6,624	6,883	259	3.91%
0001-3110-005-21-2357-099-99-520-010-5110-300-01	Professional Development - Broadmeadow - Salaries	6,042	9,797	9,625	9,547	-78	-0.81%
0001-3110-005-21-2357-099-99-520-020-5300-300-04	Professional Development - Broadmeadow - Professional and Technical	9,898	400	0	0	0	0.00%
0001-3110-005-21-2357-099-99-520-020-5320-300-04	Professional Development - Broadmeadow - Tuition	420	0	0	0	0	0.00%
0001-3110-005-21-2357-099-99-520-030-5710-300-06	Professional Development - Broadmeadow - In-State Travel	0	0	0	0	0	0.00%
0001-3110-005-21-2357-099-99-520-030-5720-300-06	Professional Development - Broadmeadow - Out-of-State Travel/ Conferences	0	0	0	0	0	0.00%
0001-3110-005-21-2357-099-99-520-030-5780-300-06	Professional Development - Broadmeadow - All Other Expenses	0	0	3,300	4,300	1,000	30.30%
0001-3110-005-22-2351-099-99-520-010-5110-300-01	Professional Development - Eliot - Salaries	3,000	3,075	3,164	3,255	91	2.88%
0001-3110-005-22-2353-099-99-520-010-5110-300-01	Professional Development - Eliot - Salaries	955	1,605	0	0	0	0.00%
0001-3110-005-22-2355-099-99-520-010-5120-300-03	Professional Development - Eliot - Temp Salaries/Prof. Dev. Subs	5,749	4,417	4,377	4,531	154	3.52%
0001-3110-005-22-2357-099-99-520-010-5110-300-01	Professional Development - Eliot - Salaries	7,651	4,960	9,625	9,547	-78	-0.81%
0001-3110-005-22-2357-099-99-520-020-5300-300-04	Professional Development - Eliot - Professional and Technical	522	2,757	0	0	0	0.00%
0001-3110-005-22-2357-099-99-520-020-5320-300-04	Professional Development - Eliot - Tuition	1,522	1,432	0	0	0	0.00%

FY10 SCHOOL COMMITTEE OPERATING BUDGET
Needham Public Schools

FISCAL YEAR: 2010

ACCOUNTNO	ACCOUNT DESCRIPTION	FY07 ACTUALS	FY08 ACTUALS	FY09 TM BUDGET	FY10 APPROVED	\$ CHG	% CH
0001-3110-005-22-2357-099-99-520-030-5710-300-06	Professional Development - Eliot - In-State Travel	1,154	0	0	0	0	0.00%
0001-3110-005-22-2357-099-99-520-030-5720-300-06	Professional Development - Eliot - Out-of-State Travel/ Conferences	0	0	0	0	0	0.00%
0001-3110-005-22-2357-099-99-520-030-5780-300-06	Professional Development - Eliot - All Other Expenses	1,762	0	3,300	4,300	1,000	30.30%
0001-3110-005-23-2351-099-99-520-010-5110-300-01	Professional Development - Hillside - Salaries	3,000	3,075	3,164	3,255	91	2.88%
0001-3110-005-23-2353-099-99-520-010-5110-300-01	Professional Development - Hillside - Salaries	955	0	0	0	0	0.00%
0001-3110-005-23-2355-099-99-520-010-5120-300-03	Professional Development - Hillside - Temp Salaries/Prof. Dev. Subs	5,389	7,127	4,377	4,268	-109	-2.49%
0001-3110-005-23-2357-099-99-520-010-5110-300-01	Professional Development - Hillside - Salaries	6,091	4,760	9,625	9,547	-78	-0.81%
0001-3110-005-23-2357-099-99-520-020-5300-300-04	Professional Development - Hillside - Professional and Technical	372	400	0	0	0	0.00%
0001-3110-005-23-2357-099-99-520-020-5320-300-04	Professional Development - Hillside - Tuition	809	2,211	0	0	0	0.00%
0001-3110-005-23-2357-099-99-520-030-5710-300-06	Professional Development - Hillside - In-State Travel	2,749	0	0	0	0	0.00%
0001-3110-005-23-2357-099-99-520-030-5720-300-06	Professional Development - Hillside - Out-of-State Travel/ Conferences	0	0	0	0	0	0.00%
0001-3110-005-23-2357-099-99-520-030-5780-300-06	Professional Development - Hillside - All Other Expenses	623	0	3,300	4,300	1,000	30.30%
0001-3110-005-24-2351-099-99-520-010-5110-300-01	Professional Development - Mitchell - Salaries	3,000	3,075	3,164	3,255	91	2.88%
0001-3110-005-24-2353-099-99-520-010-5110-300-01	Professional Development - Mitchell - Salaries	955	1,070	0	0	0	0.00%
0001-3110-005-24-2355-099-99-520-010-5120-300-03	Professional Development - Mitchell - Temp Salaries/Prof. Dev. Subs	5,221	3,292	5,157	5,227	70	1.36%
0001-3110-005-24-2357-099-99-520-010-5110-300-01	Professional Development - Mitchell - Salaries	3,916	8,480	9,625	9,547	-78	-0.81%
0001-3110-005-24-2357-099-99-520-020-5300-300-04	Professional Development - Mitchell - Professional and Technical	1,272	400	0	0	0	0.00%
0001-3110-005-24-2357-099-99-520-020-5320-300-04	Professional Development - Mitchell - Tuition	2,513	4,487	0	0	0	0.00%
0001-3110-005-24-2357-099-99-520-030-5710-300-06	Professional Development - Mitchell - In-State Travel	1,671	0	0	0	0	0.00%
0001-3110-005-24-2357-099-99-520-030-5720-300-06	Professional Development - Mitchell - Out-of-State Travel/ Conferences	0	0	0	0	0	0.00%
0001-3110-005-24-2357-099-99-520-030-5780-300-06	Professional Development - Mitchell - All Other Expenses	0	0	3,300	4,300	1,000	30.30%
0001-3110-005-25-2351-099-99-520-010-5110-300-01	Professional Development - Newman - Salaries	3,500	3,588	3,164	3,255	91	2.88%
0001-3110-005-25-2353-099-99-520-010-5110-300-01	Professional Development - Newman - Salaries	1,255	3,000	0	0	0	0.00%
0001-3110-005-25-2353-099-99-520-010-5120-300-03	Professional Development - Newman - Temp Salaries/Prof. Dev. Subs	0	0	0	0	0	0.00%
0001-3110-005-25-2355-099-99-520-010-5120-300-03	Professional Development - Newman - Temp Salaries/Prof. Dev. Subs	3,826	3,590	7,832	7,927	95	1.21%
0001-3110-005-25-2357-099-99-520-010-5110-300-01	Professional Development - Newman - Salaries	8,730	16,160	9,625	9,547	-78	-0.81%
0001-3110-005-25-2357-099-99-520-020-5300-300-04	Professional Development - Newman - Professional and Technical	922	400	0	750	750	100.00%
0001-3110-005-25-2357-099-99-520-020-5320-300-04	Professional Development - Newman - Tuition	3,190	5,217	0	0	0	0.00%
0001-3110-005-25-2357-099-99-520-030-5710-300-06	Professional Development - Newman - In-State Travel	2,610	0	0	0	0	0.00%
0001-3110-005-25-2357-099-99-520-030-5720-300-06	Professional Development - Newman - Out-of-State Travel/ Conferences	0	0	0	0	0	0.00%
0001-3110-005-25-2357-099-99-520-030-5780-300-06	Professional Development - Newman - All Other Expenses	2,473	0	3,300	4,300	1,000	30.30%
0001-3110-005-25-2415-099-99-520-030-5780-300-06	Professional Development - Newman - All Other Expenses	0	0	0	0	0	0.00%
0001-3110-005-26-2351-090-99-520-010-5110-300-01	Professional Development - High Rock - Salaries	0	0	0	77,859	77,859	100.00%
0001-3110-005-26-2351-099-99-520-010-5110-300-01	Professional Development - High Rock - Salaries	0	0	0	0	0	0.00%
0001-3110-005-26-2353-099-99-520-010-5110-300-01	Professional Development - High Rock - Salaries	0	0	0	0	0	0.00%
0001-3110-005-26-2355-099-99-520-010-5120-300-03	Professional Development - High Rock - Temp Salaries/Prof. Dev. Subs	0	0	0	0	0	0.00%
0001-3110-005-26-2357-099-99-520-010-5110-300-01	Professional Development - High Rock - Salaries	0	0	0	0	0	0.00%

FY10 SCHOOL COMMITTEE OPERATING BUDGET
Needham Public Schools

FISCAL YEAR: 2010

ACCOUNTNO	ACCOUNT DESCRIPTION	FY07 ACTUALS	FY08 ACTUALS	FY09 TM BUDGET	FY10 APPROVED	\$ CHG	% CH
0001-3110-005-26-2357-099-99-520-020-5300-300-04	Professional Development - High Rock - Professional and Technical	0	0	0	0	0	0.00%
0001-3110-005-26-2357-099-99-520-020-5320-300-04	Professional Development - High Rock - Tuition	0	0	0	0	0	0.00%
0001-3110-005-26-2357-099-99-520-030-5710-300-06	Professional Development - High Rock - In-State Travel	0	0	0	0	0	0.00%
0001-3110-005-26-2357-099-99-520-030-5720-300-06	Professional Development - High Rock - Out-of-State Travel/ Conferences	0	0	0	0	0	0.00%
0001-3110-005-26-2357-099-99-520-030-5780-300-06	Professional Development - High Rock - All Other Expenses	0	0	0	7,095	7,095	100.00%
0001-3110-005-30-2351-099-99-520-010-5110-300-01	Professional Development - Pollard - Salaries	0	0	0	77,858	77,858	100.00%
0001-3110-005-30-2353-099-99-520-010-5110-300-01	Professional Development - Pollard - Salaries	4,450	3,600	0	0	0	0.00%
0001-3110-005-30-2355-099-99-520-010-5120-300-03	Professional Development - Pollard - Temp Salaries/Prof. Dev. Subs	7,236	9,183	12,067	12,546	479	3.97%
0001-3110-005-30-2357-099-99-520-010-5110-300-01	Professional Development - Pollard - Salaries	11,164	14,560	14,706	14,336	-370	-2.52%
0001-3110-005-30-2357-099-99-520-020-5300-300-04	Professional Development - Pollard - Professional and Technical	5,750	600	0	0	0	0.00%
0001-3110-005-30-2357-099-99-520-020-5320-300-04	Professional Development - Pollard - Tuition	8,570	13,343	0	0	0	0.00%
0001-3110-005-30-2357-099-99-520-030-5710-300-06	Professional Development - Pollard - In-State Travel	1,404	0	0	0	0	0.00%
0001-3110-005-30-2357-099-99-520-030-5720-300-06	Professional Development - Pollard - Out-of-State Travel/ Conferences	1,759	0	5,000	0	-5,000	-100.00%
0001-3110-005-30-2357-099-99-520-030-5780-300-06	Professional Development - Pollard - All Other Expenses	995	80	16,500	14,405	-2,095	-12.70%
0001-3110-005-40-2351-099-99-520-010-5110-300-01	Professional Development - NHS - Salaries	0	0	0	0	0	0.00%
0001-3110-005-40-2353-099-99-520-010-5110-300-01	Professional Development - NHS - Salaries	5,875	0	0	0	0	0.00%
0001-3110-005-40-2355-099-99-520-010-5120-300-03	Professional Development - NHS - Temp Salaries/Prof. Dev. Subs	10,319	8,164	15,505	15,943	438	2.82%
0001-3110-005-40-2357-099-99-520-010-5110-300-01	Professional Development - NHS - Salaries	21,551	26,240	17,174	11,735	-5,439	-31.67%
0001-3110-005-40-2357-099-99-520-020-5300-300-04	Professional Development - NHS - Professional and Technical	0	600	0	0	0	0.00%
0001-3110-005-40-2357-099-99-520-020-5320-300-04	Professional Development - NHS - Tuition	8,473	9,147	0	0	0	0.00%
0001-3110-005-40-2357-099-99-520-030-5710-300-06	Professional Development - NHS - In-State Travel	4,062	0	0	0	0	0.00%
0001-3110-005-40-2357-099-99-520-030-5720-300-06	Professional Development - NHS - Out-of-State Travel/ Conferences	0	1,070	5,000	0	-5,000	-100.00%
0001-3110-005-40-2357-099-99-520-030-5780-300-06	Professional Development - NHS - All Other Expenses	5,388	313	22,000	27,000	5,000	22.73%
0001-3110-040-21-2351-099-99-520-010-5110-300-01	Professional Development - Broadmeadow - Salaries	16,323	36,223	37,036	38,522	1,486	4.01%
0001-3110-040-21-2351-099-99-520-010-5146-300-01	Professional Development - Broadmeadow - Longevity	220	220	220	220	0	0.00%
0001-3110-040-21-2351-099-99-520-010-5147-300-01	Professional Development - Broadmeadow - Alt. Longevity	(1)	0	0	0	0	0.00%
0001-3110-040-21-2351-099-99-520-030-5510-300-05	Professional Development - Broadmeadow - Educational Supplies	0	0	0	0	0	0.00%
0001-3110-040-21-3520-090-99-520-010-5110-300-01	Professional Development - Broadmeadow - Salaries	0	0	0	0	0	0.00%
0001-3110-040-22-2351-099-99-520-010-5110-300-01	Professional Development - Eliot - Salaries	16,323	36,223	37,036	38,522	1,486	4.01%
0001-3110-040-22-2351-099-99-520-010-5146-300-01	Professional Development - Eliot - Longevity	220	220	220	220	0	0.00%
0001-3110-040-22-2351-099-99-520-010-5147-300-01	Professional Development - Eliot - Alt. Longevity	(1)	0	0	0	0	0.00%
0001-3110-040-22-2351-099-99-520-030-5510-300-05	Professional Development - Eliot - Educational Supplies	0	0	0	0	0	0.00%
0001-3110-040-22-3520-090-99-520-010-5110-300-01	Professional Development - Eliot - Salaries	0	0	0	0	0	0.00%
0001-3110-040-23-2351-099-99-520-010-5110-300-01	Professional Development - Hillside - Salaries	16,323	36,223	37,036	38,522	1,486	4.01%
0001-3110-040-23-2351-099-99-520-010-5146-300-01	Professional Development - Hillside - Longevity	220	220	220	220	0	0.00%
0001-3110-040-23-2351-099-99-520-010-5147-300-01	Professional Development - Hillside - Alt. Longevity	(1)	0	0	0	0	0.00%
0001-3110-040-23-2351-099-99-520-030-5510-300-05	Professional Development - Hillside - Educational Supplies	0	0	0	0	0	0.00%
0001-3110-040-23-3520-090-99-520-010-5110-300-01	Professional Development - Hillside - Salaries	0	0	0	0	0	0.00%

FY10 SCHOOL COMMITTEE OPERATING BUDGET
Needham Public Schools

FISCAL YEAR: 2010

ACCOUNTNO	ACCOUNT DESCRIPTION	FY07 ACTUALS	FY08 ACTUALS	FY09 TM BUDGET	FY10 APPROVED	\$ CHG	% CH
0001-3110-040-24-2351-099-99-520-010-5110-300-01	Professional Development - Mitchell - Salaries	16,323	36,223	37,036	38,522	1,486	4.01%
0001-3110-040-24-2351-099-99-520-010-5146-300-01	Professional Development - Mitchell - Longevity	220	220	220	220	0	0.00%
0001-3110-040-24-2351-099-99-520-010-5147-300-01	Professional Development - Mitchell - Alt. Longevity	(1)	0	0	0	0	0.00%
0001-3110-040-24-2351-099-99-520-030-5510-300-05	Professional Development - Mitchell - Educational Supplies	0	0	0	0	0	0.00%
0001-3110-040-24-3520-090-99-520-010-5110-300-01	Professional Development - Mitchell - Salaries	0	0	0	0	0	0.00%
0001-3110-040-25-2351-099-99-520-010-5110-300-01	Professional Development - Newman - Salaries	16,328	36,228	37,036	38,522	1,486	4.01%
0001-3110-040-25-2351-099-99-520-010-5146-300-01	Professional Development - Newman - Longevity	220	220	220	220	0	0.00%
0001-3110-040-25-2351-099-99-520-010-5147-300-01	Professional Development - Newman - Alt. Longevity	(1)	0	0	0	0	0.00%
0001-3110-040-25-2351-099-99-520-030-5510-300-05	Professional Development - Newman - Educational Supplies	0	0	0	0	0	0.00%
0001-3110-040-25-3520-090-99-520-010-5110-300-01	Professional Development - Newman - Salaries	0	0	0	-750	-750	?
	TOTALS FOR: 3110	353,238	411,795	478,877	661,125	182,248	38.06%
0001-3120-040-99-1420-099-99-520-020-5300-300-04	EAP - Unassigned - Professional and Technical	8,000	8,000	8,000	8,000	0	0.00%
	TOTALS FOR: 3120	8,000	8,000	8,000	8,000	0	0.00%
0001-3121-040-99-1420-099-99-520-030-5510-300-05	Staff 504 Accommodations - Unassigned - Educational Supplies	0	1,378	4,250	4,250	0	0.00%
	TOTALS FOR: 3121	0	1,378	4,250	4,250	0	0.00%
0001-3122-005-10-2305-099-99-520-010-5110-300-01	Lane Changes/ Sick Buy Back - District - Salaries	0	0	219,283	238,580	19,297	8.80%
	TOTALS FOR: 3122	0	0	219,283	238,580	19,297	8.80%
0001-3130-005-10-2325-099-99-520-010-5120-300-03	Sub Callers - District - Temp Salaries/Prof. Dev. Subs	15,001	15,376	15,817	0	-15,817	-100.00%
0001-3130-005-10-2450-099-99-520-030-5524-300-05	Sub Callers - District - Instructional Software	0	0	0	0	0	0.00%
0001-3130-005-21-2330-099-99-520-010-5110-200-03	Sub Callers - Broadmeadow - Salaries	0	0	0	2,000	2,000	100.00%
0001-3130-005-22-2330-099-99-520-010-5110-200-03	Sub Callers - Eliot - Salaries	0	0	0	2,000	2,000	100.00%
0001-3130-005-23-2330-099-99-520-010-5110-200-03	Sub Callers - Hillside - Salaries	0	0	0	2,000	2,000	100.00%
0001-3130-005-24-2330-099-99-520-010-5110-200-03	Sub Callers - Mitchell - Salaries	0	0	0	2,000	2,000	100.00%
0001-3130-005-25-2330-099-99-520-010-5110-200-03	Sub Callers - Newman - Salaries	0	0	0	2,000	2,000	100.00%
0001-3130-005-26-2330-099-99-520-010-5110-200-03	Sub Callers - High Rock - Salaries	0	0	0	2,000	2,000	100.00%
0001-3130-005-30-2330-099-99-520-010-5110-200-03	Sub Callers - Pollard - Salaries	0	0	0	2,000	2,000	100.00%
0001-3130-005-40-2330-099-99-520-010-5110-200-03	Sub Callers - NHS - Salaries	0	0	0	2,000	2,000	100.00%
	TOTALS FOR: 3130	15,001	15,376	15,817	16,000	183	1.16%
0001-3131-005-10-2325-099-99-520-010-5126-300-03	Substitutes - District - Classroom Subs	9,979	2,169	0	0	0	0.00%
0001-3131-005-10-2357-099-99-530-020-5300-300-04	Substitutes - District - Professional and Technical	0	0	0	0	0	0.00%
0001-3131-005-21-2325-099-99-520-010-5125-300-03	Substitutes - Broadmeadow - Café Subs	0	0	0	0	0	0.00%
0001-3131-005-21-2325-099-99-520-010-5126-300-03	Substitutes - Broadmeadow - Classroom Subs	11,752	14,848	38,477	39,439	962	2.50%
0001-3131-005-22-2325-099-99-520-010-5125-300-03	Substitutes - Eliot - Café Subs	0	0	0	0	0	0.00%
0001-3131-005-22-2325-099-99-520-010-5126-300-03	Substitutes - Eliot - Classroom Subs	12,388	11,025	25,361	25,995	634	2.50%
0001-3131-005-23-2325-099-99-520-010-5125-300-03	Substitutes - Hillside - Café Subs	0	0	0	0	0	0.00%
0001-3131-005-23-2325-099-99-520-010-5126-300-03	Substitutes - Hillside - Classroom Subs	11,678	21,854	25,361	25,995	634	2.50%
0001-3131-005-24-2325-099-99-520-010-5125-300-03	Substitutes - Mitchell - Café Subs	0	0	0	0	0	0.00%
0001-3131-005-24-2325-099-99-520-010-5126-300-03	Substitutes - Mitchell - Classroom Subs	14,143	15,270	29,724	30,467	743	2.50%
0001-3131-005-25-2325-099-99-520-010-5125-300-03	Substitutes - Newman - Café Subs	0	0	0	0	0	0.00%
0001-3131-005-25-2325-099-99-520-010-5126-300-03	Substitutes - Newman - Classroom Subs	35,030	34,719	45,307	46,440	1,133	2.50%
0001-3131-005-26-2325-099-99-520-010-5125-300-03	Substitutes - High Rock - Café Subs	0	0	0	0	0	0.00%

FY10 SCHOOL COMMITTEE OPERATING BUDGET
Needham Public Schools

FISCAL YEAR: 2010

ACCOUNTNO	ACCOUNT DESCRIPTION	FY07 ACTUALS	FY08 ACTUALS	FY09 TM BUDGET	FY10 APPROVED	\$ CHG	% CH
0001-3131-005-26-2325-099-99-520-010-5126-300-03	Substitutes - High Rock - Classroom Subs	0	0	0	0	0	0.00%
0001-3131-005-26-2325-099-99-520-010-5127-300-03	Substitutes - High Rock - Permanent Subs	0	0	0	0	0	0.00%
0001-3131-005-30-2325-099-99-520-010-5125-300-03	Substitutes - Pollard - Café Subs	11,340	11,545	16,212	0	-16,212	-100.00%
0001-3131-005-30-2325-099-99-520-010-5126-300-03	Substitutes - Pollard - Classroom Subs	20,127	22,817	70,348	72,107	1,759	2.50%
0001-3131-005-30-2325-099-99-520-010-5127-300-03	Substitutes - Pollard - Permanent Subs	34,307	35,446	39,553	40,590	1,037	2.62%
0001-3131-005-40-2325-099-99-520-010-5125-300-03	Substitutes - NHS - Café Subs	11,845	11,490	16,212	38,886	22,674	139.86%
0001-3131-005-40-2325-099-99-520-010-5126-300-03	Substitutes - NHS - Classroom Subs	24,761	23,377	90,065	92,317	2,252	2.50%
0001-3131-005-40-2325-099-99-520-010-5127-300-03	Substitutes - NHS - Permanent Subs	26,093	35,417	39,553	40,590	1,037	2.62%
	TOTALS FOR: 3131	223,442	239,978	436,173	452,826	16,653	3.82%
0001-3132-005-10-2357-099-99-520-030-5710-300-06	Curriculum Development - District - In-State Travel	3,311	21,334	0	0	0	0.00%
0001-3132-005-10-2357-099-99-520-030-5720-300-06	Curriculum Development - District - Out-of-State Travel/ Conferences	0	0	0	0	0	0.00%
0001-3132-005-10-2357-099-99-520-030-5730-300-06	Curriculum Development - District - Dues and Memberships	0	180	0	0	0	0.00%
0001-3132-005-10-2357-099-99-520-030-5780-300-06	Curriculum Development - District - All Other Expenses	(100)	806	0	12,800	12,800	100.00%
0001-3132-005-10-2410-099-99-520-030-5517-300-05	Curriculum Development - District - Textbooks/ Workbooks	0	0	6,650	6,650	0	0.00%
0001-3132-005-10-2415-099-99-520-030-5512-300-05	Curriculum Development - District - Instr. Mat/Clstrm Lib & Ref - Teaching Aids	0	0	0	9,607	9,607	100.00%
0001-3132-005-10-2430-099-99-520-030-5510-300-05	Curriculum Development - District - Educational Supplies	0	2,733	0	0	0	0.00%
0001-3132-005-10-2451-040-99-520-020-5255-300-04	Curriculum Development - District - Repairs & Maintenance - Technology	575	934	1,200	1,515	315	26.25%
0001-3132-005-10-2455-099-99-520-030-5524-300-05	Curriculum Development - District - Instructional Software	0	0	0	0	0	0.00%
0001-3132-005-21-2353-099-99-520-010-5110-300-01	Curriculum Development - Broadmeadow - Salaries	0	2,618	8,379	8,020	-359	-4.28%
0001-3132-005-21-2353-099-99-520-020-5300-300-04	Curriculum Development - Broadmeadow - Professional and Technical	0	0	0	0	0	0.00%
0001-3132-005-21-2357-099-99-520-010-5110-300-01	Curriculum Development - Broadmeadow - Salaries	0	0	0	0	0	0.00%
0001-3132-005-21-2357-099-99-520-020-5300-300-04	Curriculum Development - Broadmeadow - Professional and Technical	0	5,117	2,000	0	-2,000	-100.00%
0001-3132-005-21-2357-099-99-520-030-5720-300-06	Curriculum Development - Broadmeadow - Out-of- State Travel/ Conferences	0	0	0	0	0	0.00%
0001-3132-005-21-2410-099-99-520-030-5517-300-05	Curriculum Development - Broadmeadow - Textbooks/ Workbooks	281	815	979	0	-979	-100.00%
0001-3132-005-21-2415-099-99-520-030-5512-300-05	Curriculum Development - Broadmeadow - Instr. Mat/Clstrm Lib & Ref - Teaching Aids	0	0	2,342	1,298	-1,044	-44.58%
0001-3132-005-21-2430-099-99-520-030-5510-300-05	Curriculum Development - Broadmeadow - Educational Supplies	5,129	0	0	1,889	1,889	100.00%
0001-3132-005-21-2455-099-99-520-030-5524-300-05	Curriculum Development - Broadmeadow - Instructional Software	0	0	650	650	0	0.00%
0001-3132-005-22-2353-099-99-520-010-5110-300-01	Curriculum Development - Eliot - Salaries	0	1,918	8,379	8,020	-359	-4.28%
0001-3132-005-22-2353-099-99-520-020-5300-300-04	Curriculum Development - Eliot - Professional and Technical	0	0	0	0	0	0.00%
0001-3132-005-22-2357-099-99-520-010-5110-300-01	Curriculum Development - Eliot - Salaries	0	0	0	0	0	0.00%
0001-3132-005-22-2357-099-99-520-020-5300-300-04	Curriculum Development - Eliot - Professional and Technical	0	1,388	2,000	0	-2,000	-100.00%
0001-3132-005-22-2410-099-99-520-030-5517-300-05	Curriculum Development - Eliot - Textbooks/ Workbooks	250	0	662	0	-662	-100.00%
0001-3132-005-22-2415-099-99-520-030-5512-300-05	Curriculum Development - Eliot - Instr. Mat/Clstrm Lib & Ref - Teaching Aids	0	0	1,552	1,298	-254	-16.37%
0001-3132-005-22-2430-099-99-520-030-5510-300-05	Curriculum Development - Eliot - Educational Supplies	3,113	1,488	0	1,889	1,889	100.00%
0001-3132-005-22-2455-099-99-520-030-5524-300-05	Curriculum Development - Eliot - Instructional Software	0	0	650	650	0	0.00%
0001-3132-005-23-2353-099-99-520-010-5110-300-01	Curriculum Development - Hillside - Salaries	0	2,510	8,380	8,021	-359	-4.28%
0001-3132-005-23-2353-099-99-520-020-5300-300-04	Curriculum Development - Hillside - Professional and Technical	0	0	0	0	0	0.00%

FY10 SCHOOL COMMITTEE OPERATING BUDGET
Needham Public Schools

FISCAL YEAR: 2010

ACCOUNTNO	ACCOUNT DESCRIPTION	FY07 ACTUALS	FY08 ACTUALS	FY09 TM BUDGET	FY10 APPROVED	\$ CHG	% CH
0001-3132-005-23-2357-099-99-520-010-5110-300-01	Curriculum Development - Hillside - Salaries	0	0	0	0	0	0.00%
0001-3132-005-23-2357-099-99-520-020-5300-300-04	Curriculum Development - Hillside - Professional and Technical	0	117	2,000	0	-2,000	-100.00%
0001-3132-005-23-2357-099-99-520-030-5710-300-06	Curriculum Development - Hillside - In-State Travel	0	1,056	0	0	0	0.00%
0001-3132-005-23-2410-099-99-520-030-5517-300-05	Curriculum Development - Hillside - Textbooks/ Workbooks	129	753	762	0	-762	-100.00%
0001-3132-005-23-2415-099-99-520-030-5512-300-05	Curriculum Development - Hillside - Instr. Mat/Clstrm Lib & Ref - Teaching Aids	0	0	1,540	1,298	-242	-15.71%
0001-3132-005-23-2430-099-99-520-030-5510-300-05	Curriculum Development - Hillside - Educational Supplies	2,613	0	0	1,889	1,889	100.00%
0001-3132-005-23-2455-099-99-520-030-5524-300-05	Curriculum Development - Hillside - Instructional Software	0	0	650	650	0	-208.33%
0001-3132-005-24-2353-099-99-520-010-5110-300-01	Curriculum Development - Mitchell - Salaries	0	2,518	8,380	8,021	-359	-4.28%
0001-3132-005-24-2353-099-99-520-020-5300-300-04	Curriculum Development - Mitchell - Professional and Technical	0	0	0	0	0	0.00%
0001-3132-005-24-2357-099-99-520-010-5110-300-01	Curriculum Development - Mitchell - Salaries	0	0	0	0	0	0.00%
0001-3132-005-24-2357-099-99-520-020-5300-300-04	Curriculum Development - Mitchell - Professional and Technical	0	117	2,000	0	-2,000	-100.00%
0001-3132-005-24-2357-099-99-520-030-5710-300-06	Curriculum Development - Mitchell - In-State Travel	0	775	0	0	0	0.00%
0001-3132-005-24-2410-099-99-520-030-5517-300-05	Curriculum Development - Mitchell - Textbooks/ Workbooks	323	751	758	0	-758	-100.00%
0001-3132-005-24-2415-099-99-520-030-5512-300-05	Curriculum Development - Mitchell - Instr. Mat/Clstrm Lib & Ref - Teaching Aids	0	0	1,809	1,298	-511	-28.25%
0001-3132-005-24-2430-099-99-520-030-5510-300-05	Curriculum Development - Mitchell - Educational Supplies	2,613	0	0	1,889	1,889	100.00%
0001-3132-005-24-2455-099-99-520-030-5524-300-05	Curriculum Development - Mitchell - Instructional Software	0	0	650	650	0	0.00%
0001-3132-005-25-2353-099-99-520-010-5110-300-01	Curriculum Development - Newman - Salaries	0	1,918	8,380	8,021	-359	-4.28%
0001-3132-005-25-2353-099-99-520-020-5300-300-04	Curriculum Development - Newman - Professional and Technical	0	0	0	0	0	0.00%
0001-3132-005-25-2357-099-99-520-010-5110-300-01	Curriculum Development - Newman - Salaries	0	0	0	0	0	0.00%
0001-3132-005-25-2357-099-99-520-020-5300-300-04	Curriculum Development - Newman - Professional and Technical	0	1,017	2,000	0	-2,000	-100.00%
0001-3132-005-25-2357-099-99-520-030-5710-300-06	Curriculum Development - Newman - In-State Travel	0	1,329	0	0	0	0.00%
0001-3132-005-25-2410-099-99-520-030-5517-300-05	Curriculum Development - Newman - Textbooks/ Workbooks	569	1,201	1,236	0	-1,236	-100.00%
0001-3132-005-25-2415-099-99-520-030-5512-300-05	Curriculum Development - Newman - Instr. Mat/Clstrm Lib & Ref - Teaching Aids	0	0	2,757	1,298	-1,459	-52.92%
0001-3132-005-25-2430-099-99-520-030-5510-300-05	Curriculum Development - Newman - Educational Supplies	3,113	602	0	1,889	1,889	100.00%
0001-3132-005-25-2455-099-99-520-030-5524-300-05	Curriculum Development - Newman - Instructional Software	0	0	650	650	0	0.00%
0001-3132-005-26-2353-099-99-520-010-5110-300-01	Curriculum Development - High Rock - Salaries	0	0	0	0	0	0.00%
0001-3132-005-26-2353-099-99-520-020-5300-300-04	Curriculum Development - High Rock - Professional and Technical	0	0	0	0	0	0.00%
0001-3132-005-26-2357-099-99-520-010-5110-300-01	Curriculum Development - High Rock - Salaries	0	0	0	0	0	0.00%
0001-3132-005-26-2357-099-99-520-020-5300-300-04	Curriculum Development - High Rock - Professional and Technical	0	0	0	1,650	1,650	0.00%
0001-3132-005-26-2357-099-99-520-030-5710-300-06	Curriculum Development - High Rock - In-State Travel	0	0	0	0	0	0.00%
0001-3132-005-26-2410-099-99-520-030-5517-300-05	Curriculum Development - High Rock - Textbooks/ Workbooks	0	0	0	667	667	100.00%
0001-3132-005-26-2415-099-99-520-030-5512-300-05	Curriculum Development - High Rock - Instr. Mat/Clstrm Lib & Ref - Teaching Aids	0	0	0	0	0	0.00%
0001-3132-005-26-2430-099-99-520-030-5510-300-05	Curriculum Development - High Rock - Educational Supplies	0	0	0	0	0	0.00%
0001-3132-005-26-2455-099-99-520-030-5524-300-05	Curriculum Development - High Rock - Instructional Software	0	0	0	0	0	0.00%
0001-3132-005-30-2353-099-99-520-010-5110-300-01	Curriculum Development - Pollard - Salaries	0	14,681	18,228	17,752	-476	-2.61%
0001-3132-005-30-2353-099-99-520-020-5300-300-04	Curriculum Development - Pollard - Professional and Technical	0	0	0	0	0	0.00%

FY10 SCHOOL COMMITTEE OPERATING BUDGET
Needham Public Schools

FISCAL YEAR: 2010

ACCOUNTNO	ACCOUNT DESCRIPTION	FY07 ACTUALS	FY08 ACTUALS	FY09 TM BUDGET	FY10 APPROVED	\$ CHG	% CH
0001-3132-005-30-2357-099-99-520-010-5110-300-01	Curriculum Development - Pollard - Salaries	0	0	0	0	0	0.00%
0001-3132-005-30-2357-099-99-520-020-5300-300-04	Curriculum Development - Pollard - Professional and Technical	0	5,550	5,000	3,350	-1,650	-33.00%
0001-3132-005-30-2357-099-99-520-030-5710-300-06	Curriculum Development - Pollard - In-State Travel	0	195	0	0	0	0.00%
0001-3132-005-30-2410-099-99-520-030-5517-300-05	Curriculum Development - Pollard - Textbooks/ Workbooks	519	584	2,023	1,356	-667	-32.97%
0001-3132-005-30-2415-099-99-520-030-5512-300-05	Curriculum Development - Pollard - Instr. Mat/Clstrm Lib & Ref - Teaching Aids	0	0	0	0	0	0.00%
0001-3132-005-30-2430-099-99-520-030-5510-300-05	Curriculum Development - Pollard - Educational Supplies	0	0	0	0	0	0.00%
0001-3132-005-30-2455-099-99-520-030-5524-300-05	Curriculum Development - Pollard - Instructional Software	0	0	0	0	0	0.00%
0001-3132-005-40-2353-099-99-520-010-5110-300-01	Curriculum Development - NHS - Salaries	0	23,100	18,209	17,732	-477	-2.62%
0001-3132-005-40-2353-099-99-520-020-5300-300-04	Curriculum Development - NHS - Professional and Technical	0	0	0	0	0	0.00%
0001-3132-005-40-2357-099-99-520-010-5110-300-01	Curriculum Development - NHS - Salaries	0	0	0	0	0	0.00%
0001-3132-005-40-2357-099-99-520-020-5300-300-04	Curriculum Development - NHS - Professional and Technical	0	1,550	5,000	5,000	0	0.00%
0001-3132-005-40-2357-099-99-520-030-5720-300-06	Curriculum Development - NHS - Out-of-State Travel/ Conferences	0	500	0	0	0	0.00%
0001-3132-005-40-2410-099-99-520-030-5517-300-05	Curriculum Development - NHS - Textbooks/ Workbooks	0	667	2,580	2,580	0	0.00%
0001-3132-005-40-2415-099-99-520-030-5512-300-05	Curriculum Development - NHS - Instr. Mat/Clstrm Lib & Ref - Teaching Aids	0	0	0	0	0	0.00%
0001-3132-005-40-2430-099-99-520-030-5510-300-05	Curriculum Development - NHS - Educational Supplies	0	0	0	0	0	0.00%
0001-3132-005-40-2455-099-99-520-030-5524-300-05	Curriculum Development - NHS - Instructional Software	0	0	0	0	0	0.00%
0001-3132-040-10-2210-090-99-520-010-5110-300-01	Curriculum Development - District - Salaries	0	0	0	0	0	0.00%
0001-3132-040-10-2210-090-99-520-020-5380-300-04	Curriculum Development - District - Other Purchased Services	0	0	0	0	0	0.00%
0001-3132-040-10-2210-090-99-520-030-5420-300-05	Curriculum Development - District - Office Supplies	0	0	0	0	0	0.00%
	TOTALS FOR: 3132	22,438	100,822	128,435	139,947	11,512	8.96%
0001-3133-005-10-2430-099-99-520-030-5510-300-05	General Supplies, Services & Equipment - District - Educational Supplies	94,823	9,657	21,851	21,851	0	0.00%
0001-3133-005-10-2440-099-99-520-020-5311-300-04	General Supplies, Services & Equipment - District - Advertising	47,917	78,037	34,000	34,000	0	0.00%
0001-3133-005-10-2440-099-99-520-020-5345-300-04	General Supplies, Services & Equipment - District - Printing & Binding	3,069	9,359	4,000	4,000	0	0.00%
0001-3133-005-10-2440-099-99-520-020-5380-300-04	General Supplies, Services & Equipment - District - Other Purchased Services	45,960	37,261	11,000	0	-11,000	-100.00%
0001-3133-005-10-2440-099-99-520-030-5710-300-06	General Supplies, Services & Equipment - District - In-State Travel	6,614	6,871	4,000	4,000	0	0.00%
0001-3133-005-10-2440-099-99-520-030-5720-300-06	General Supplies, Services & Equipment - District - Out-of-State Travel/ Conferences	333	1,459	0	0	0	0.00%
0001-3133-005-10-2440-099-99-520-030-5730-300-06	General Supplies, Services & Equipment - District - Dues and Memberships	52,835	28,920	37,616	18,816	-18,800	-49.98%
0001-3133-005-21-2420-099-99-520-020-5247-300-04	General Supplies, Services & Equipment - Broadmeadow - Repairs & Maintenance - Office	0	1,462	9,371	9,371	0	0.00%
0001-3133-005-21-2430-099-99-520-030-5510-300-05	General Supplies, Services & Equipment - Broadmeadow - Educational Supplies	1,670	5,684	2,176	2,176	0	0.00%
0001-3133-005-21-2440-099-99-520-020-5345-300-04	General Supplies, Services & Equipment - Broadmeadow - Printing & Binding	1,225	2,177	857	857	0	0.00%
0001-3133-005-21-2440-099-99-520-030-5710-300-06	General Supplies, Services & Equipment - Broadmeadow - In-State Travel	81	427	500	500	0	0.00%
0001-3133-005-21-2440-099-99-520-030-5720-300-06	General Supplies, Services & Equipment - Broadmeadow - Out-of-State Travel/ Conferences	0	0	0	0	0	0.00%
0001-3133-005-22-2420-099-99-520-020-5247-300-04	General Supplies, Services & Equipment - Eliot - Repairs & Maintenance - Office Equipment	0	7,062	4,192	4,192	0	0.00%
0001-3133-005-22-2430-099-99-520-030-5510-300-05	General Supplies, Services & Equipment - Eliot - Educational Supplies	1,060	2,600	1,471	1,471	0	0.00%
0001-3133-005-22-2440-099-99-520-020-5345-300-04	General Supplies, Services & Equipment - Eliot - Printing & Binding	700	849	857	857	0	0.00%
0001-3133-005-22-2440-099-99-520-030-5710-300-06	General Supplies, Services & Equipment - Eliot - In-State Travel	109	99	500	500	0	0.00%

FY10 SCHOOL COMMITTEE OPERATING BUDGET
Needham Public Schools

FISCAL YEAR: 2010

ACCOUNTNO	ACCOUNT DESCRIPTION	FY07 ACTUALS	FY08 ACTUALS	FY09 TM BUDGET	FY10 APPROVED	\$ CHG	% CH
0001-3133-005-22-2440-099-99-520-030-5720-300-06	General Supplies, Services & Equipment - Eliot - Out-of-State Travel/ Conferences	0	0	0	0	0	0.00%
0001-3133-005-23-2420-099-99-520-020-5247-300-04	General Supplies, Services & Equipment - Hillside - Repairs & Maintenance - Office Equipment	0	3,570	5,160	5,160	0	0.00%
0001-3133-005-23-2430-099-99-520-030-5510-300-05	General Supplies, Services & Equipment - Hillside - Educational Supplies	835	1,694	1,693	1,693	0	0.00%
0001-3133-005-23-2440-099-99-520-020-5345-300-04	General Supplies, Services & Equipment - Hillside - Printing & Binding	788	1,147	857	857	0	0.00%
0001-3133-005-23-2440-099-99-520-030-5710-300-06	General Supplies, Services & Equipment - Hillside - In-State Travel	0	48	500	500	0	0.00%
0001-3133-005-23-2440-099-99-520-030-5720-300-06	General Supplies, Services & Equipment - Hillside - Out-of-State Travel/ Conferences	0	0	0	0	0	0.00%
0001-3133-005-24-2420-099-99-520-020-5247-300-04	General Supplies, Services & Equipment - Mitchell - Repairs & Maintenance - Office Equipment	0	7,145	5,649	5,649	0	0.00%
0001-3133-005-24-2430-099-99-520-030-5510-300-05	General Supplies, Services & Equipment - Mitchell - Educational Supplies	1,879	1,685	1,684	1,684	0	0.00%
0001-3133-005-24-2440-099-99-520-020-5345-300-04	General Supplies, Services & Equipment - Mitchell - Printing & Binding	610	932	857	857	0	0.00%
0001-3133-005-24-2440-099-99-520-030-5710-300-06	General Supplies, Services & Equipment - Mitchell - In-State Travel	343	229	500	500	0	0.00%
0001-3133-005-24-2440-099-99-520-030-5720-300-06	General Supplies, Services & Equipment - Mitchell - Out-of-State Travel/ Conferences	0	0	0	0	0	0.00%
0001-3133-005-25-2420-099-99-520-020-5247-300-04	General Supplies, Services & Equipment - Newman - Repairs & Maintenance - Office Equipment	0	8,443	9,160	9,160	0	0.00%
0001-3133-005-25-2430-099-99-520-030-5510-300-05	General Supplies, Services & Equipment - Newman - Educational Supplies	2,504	11,654	2,746	2,746	0	0.00%
0001-3133-005-25-2440-099-99-520-020-5345-300-04	General Supplies, Services & Equipment - Newman - Printing & Binding	533	1,947	857	857	0	0.00%
0001-3133-005-25-2440-099-99-520-030-5710-300-06	General Supplies, Services & Equipment - Newman - In-State Travel	1,528	48	500	500	0	0.00%
0001-3133-005-25-2440-099-99-520-030-5720-300-06	General Supplies, Services & Equipment - Newman - Out-of-State Travel/ Conferences	0	0	0	0	0	0.00%
0001-3133-005-26-2420-099-99-520-020-5247-300-04	General Supplies, Services & Equipment - High Rock - Repairs & Maintenance - Office Equipment	0	0	0	8,157	8,157	100.00%
0001-3133-005-26-2430-099-99-520-030-5510-300-05	General Supplies, Services & Equipment - High Rock - Educational Supplies	0	0	0	5,444	5,444	100.00%
0001-3133-005-26-2440-099-99-520-020-5345-300-04	General Supplies, Services & Equipment - High Rock - Printing & Binding	0	0	0	283	283	100.00%
0001-3133-005-26-2440-099-99-520-030-5710-300-06	General Supplies, Services & Equipment - High Rock - In-State Travel	0	0	0	330	330	100.00%
0001-3133-005-26-2440-099-99-520-030-5720-300-06	General Supplies, Services & Equipment - High Rock - Out-of-State Travel/ Conferences	0	0	0	0	0	0.00%
0001-3133-005-30-2420-099-99-520-020-5247-300-04	General Supplies, Services & Equipment - Pollard - Repairs & Maintenance - Office Equipment	200	13,143	24,719	16,562	-8,157	-33.00%
0001-3133-005-30-2430-099-99-520-030-5510-300-05	General Supplies, Services & Equipment - Pollard - Educational Supplies	3,748	17,162	4,496	11,052	6,556	145.82%
0001-3133-005-30-2440-099-99-520-020-5345-300-04	General Supplies, Services & Equipment - Pollard - Printing & Binding	0	0	857	574	-283	-33.02%
0001-3133-005-30-2440-099-99-520-030-5710-300-06	General Supplies, Services & Equipment - Pollard - In-State Travel	0	0	1,000	670	-330	-33.00%
0001-3133-005-30-2440-099-99-520-030-5720-300-06	General Supplies, Services & Equipment - Pollard - Out-of-State Travel/ Conferences	0	0	0	0	0	0.00%
0001-3133-005-40-2420-099-99-520-020-5247-300-04	General Supplies, Services & Equipment - NHS - Repairs & Maintenance - Office Equipment	0	23,892	28,644	28,644	0	0.00%
0001-3133-005-40-2430-099-99-520-030-5510-300-05	General Supplies, Services & Equipment - NHS - Educational Supplies	4,882	2,124	5,734	5,734	0	0.00%
0001-3133-005-40-2440-099-99-520-020-5345-300-04	General Supplies, Services & Equipment - NHS - Printing & Binding	410	854	857	857	0	0.00%
0001-3133-005-40-2440-099-99-520-030-5710-300-06	General Supplies, Services & Equipment - NHS - In-State Travel	2,245	214	1,500	1,500	0	0.00%
0001-3133-005-40-2440-099-99-520-030-5720-300-06	General Supplies, Services & Equipment - NHS - Out-of-State Travel/ Conferences	952	0	0	0	0	0.00%
0001-3133-005-99-9400-099-99-520-020-5320-300-99	General Supplies, Services & Equipment - Unassigned - Tuition	0	0	0	0	0	0.00%
0001-3133-040-25-4220-099-99-520-020-5241-300-04	General Supplies, Services & Equipment - Newman - Repairs & Maintenance - Buildings & Grounds	0	111,385	0	0	0	0.00%
0001-3133-040-99-4210-099-99-520-020-5241-300-04	General Supplies, Services & Equipment - Unassigned - Repairs & Maintenance - Buildings & Grounds	0	0	0	0	0	0.00%

FY10 SCHOOL COMMITTEE OPERATING BUDGET
Needham Public Schools

FISCAL YEAR: 2010

ACCOUNTNO	ACCOUNT DESCRIPTION	FY07 ACTUALS	FY08 ACTUALS	FY09 TM BUDGET	FY10 APPROVED	\$ CHG	% CH
0001-3133-040-99-4210-099-99-520-030-5460-300-05	General Supplies, Services & Equipment - Unassigned - Groundskeeping Supplies	0	0	0	0	0	0.00%
0001-3133-040-99-4210-099-99-520-030-5780-300-06	General Supplies, Services & Equipment - Unassigned - All Other Expenses	0	0	0	0	0	0.00%
0001-3133-040-99-4220-099-99-520-020-5241-300-04	General Supplies, Services & Equipment - Unassigned - Repairs & Maintenance - Buildings & Grounds	0	0	0	0	0	0.00%
0001-3133-040-99-4220-099-99-520-030-5430-300-05	General Supplies, Services & Equipment - Unassigned - Building and Equipment Repairs and Maintenance	0	0	0	0	0	0.00%
0001-3133-040-99-4220-099-99-520-030-5780-300-06	General Supplies, Services & Equipment - Unassigned - All Other Expenses	0	0	0	0	0	0.00%
0001-3133-040-99-4230-099-99-520-020-5241-300-04	General Supplies, Services & Equipment - Unassigned - Repairs & Maintenance - Buildings & Grounds	0	0	0	0	0	0.00%
0001-3133-040-99-4230-099-99-520-030-5430-300-05	General Supplies, Services & Equipment - Unassigned - Building and Equipment Repairs and Maintenance	0	0	0	0	0	0.00%
0001-3133-040-99-4230-099-99-520-030-5780-300-06	General Supplies, Services & Equipment - Unassigned - All Other Expenses	0	0	0	0	0	0.00%
0001-3133-040-99-4300-099-99-520-020-5240-300-04	General Supplies, Services & Equipment - Unassigned - Repairs and Maintenance	0	0	0	0	0	0.00%
0001-3133-040-99-7300-099-99-520-200-5850-300-99	General Supplies, Services & Equipment - Unassigned - Additional Equipment (Over \$5000)	19,682	0	0	0	0	0.00%
0001-3133-040-99-7350-099-99-520-200-5856-300-99	General Supplies, Services & Equipment - Unassigned - Capital Technology (Over \$5000)	10,750	0	0	0	0	0.00%
	TOTALS FOR: 3133	308,285	399,241	230,361	212,561	-17,800	-7.73%
0001-3141-005-10-2420-099-99-520-020-5247-300-04	Production Center/ Mail Room - District - Repairs & Maintenance - Office Equipment	6,090	5,130	27,753	27,753	0	0.00%
0001-3141-005-10-2440-099-99-520-020-5341-300-04	Production Center/ Mail Room - District - Communication - Postage	78,608	69,299	9,580	9,580	0	0.00%
0001-3141-040-99-1230-099-99-520-010-5110-300-03	Production Center/ Mail Room - Unassigned - Salaries	38,886	55,498	42,090	44,211	2,121	5.04%
0001-3141-040-99-1230-099-99-520-020-5380-300-04	Production Center/ Mail Room - Unassigned - Other Purchased Services	988	1,951	0	0	0	0.00%
0001-3141-040-99-1230-099-99-520-030-5420-300-05	Production Center/ Mail Room - Unassigned - Office Supplies	291	295	0	0	0	0.00%
0001-3141-040-99-5300-099-99-520-020-5276-300-99	Production Center/ Mail Room - Unassigned - Photocopier Lease	0	0	0	0	0	0.00%
0001-3141-040-99-7300-099-99-520-200-5850-300-99	Production Center/ Mail Room - Unassigned - Additional Equipment (Over \$5000)	0	0	0	0	0	0.00%
	TOTALS FOR: 3141	124,861	132,173	79,423	81,544	2,121	2.67%
0001-3150-040-99-1450-099-99-520-010-5110-300-03	Administrative Technology - Unassigned - Salaries	79,340	65,925	108,433	111,766	3,333	3.07%
0001-3150-040-99-1450-099-99-520-010-5146-300-03	Administrative Technology - Unassigned - Longevity	113	150	0	0	0	0.00%
0001-3150-040-99-1450-099-99-520-020-5255-300-04	Administrative Technology - Unassigned - Repairs & Maintenance - Technology	25,000	30,198	33,600	34,283	683	2.03%
0001-3150-040-99-1450-099-99-520-030-5510-300-05	Administrative Technology - Unassigned - Educational Supplies	4,971	4,407	4,250	2,250	-2,000	-47.06%
0001-3150-040-99-1450-099-99-520-030-5523-300-05	Administrative Technology - Unassigned - Instructional Hardware	0	0	0	0	0	0.00%
0001-3150-040-99-1450-099-99-520-030-5524-300-05	Administrative Technology - Unassigned - Instructional Software	8,507	14,397	15,725	8,225	-7,500	-47.69%
0001-3150-040-99-1450-099-99-520-030-5710-300-06	Administrative Technology - Unassigned - In-State Travel	0	0	0	0	0	0.00%
0001-3150-040-99-1450-099-99-520-030-5720-300-06	Administrative Technology - Unassigned - Out-of-State Travel/ Conferences	2,501	7,235	5,525	5,525	0	0.00%
0001-3150-040-99-4400-099-99-520-010-5110-300-03	Administrative Technology - Unassigned - Salaries	71,538	76,246	84,737	91,013	6,276	7.41%
0001-3150-040-99-4400-099-99-520-010-5146-300-03	Administrative Technology - Unassigned - Longevity	375	761	300	300	0	0.00%
0001-3150-040-99-4400-099-99-520-020-5255-300-04	Administrative Technology - Unassigned - Repairs & Maintenance - Technology	5,492	6,281	11,500	16,500	5,000	43.48%
0001-3150-040-99-4400-099-99-520-030-5510-300-05	Administrative Technology - Unassigned - Educational Supplies	26,056	22,963	17,934	17,934	0	0.00%
0001-3150-040-99-4400-099-99-520-030-5780-300-06	Administrative Technology - Unassigned - All Other Expenses	0	0	0	0	0	0.00%
0001-3150-040-99-4450-099-99-520-010-5110-300-03	Administrative Technology - Unassigned - Salaries	27,195	19,374	29,478	37,256	7,778	26.39%
0001-3150-040-99-4450-099-99-520-010-5146-300-03	Administrative Technology - Unassigned - Longevity	38	50	0	0	0	0.00%
0001-3150-040-99-4450-099-99-520-020-5255-300-04	Administrative Technology - Unassigned - Repairs & Maintenance - Technology	5,314	4,996	5,000	12,270	7,270	145.40%

FY10 SCHOOL COMMITTEE OPERATING BUDGET
Needham Public Schools

FISCAL YEAR: 2010

ACCOUNTNO	ACCOUNT DESCRIPTION	FY07 ACTUALS	FY08 ACTUALS	FY09 TM BUDGET	FY10 APPROVED	\$ CHG	% CH
0001-3150-040-99-4450-099-99-520-030-5510-300-05	Administrative Technology - Unassigned - Educational Supplies	8,256	4,657	5,270	0	-5,270	-100.00%
0001-3150-040-99-4450-099-99-520-030-5525-300-05	Administrative Technology - Unassigned - Instructional Technology	0	0	0	0	0	0.00%
0001-3150-040-99-4450-099-99-520-030-5710-300-06	Administrative Technology - Unassigned - In-State Travel	424	354	375	375	0	0.00%
0001-3150-040-99-4450-099-99-520-030-5720-300-06	Administrative Technology - Unassigned - Out-of-State Travel/ Conferences	0	0	0	0	0	0.00%
0001-3150-040-99-4450-099-99-520-030-5780-300-06	Administrative Technology - Unassigned - All Other Expenses	0	0	0	0	0	0.00%
0001-3150-040-99-7350-099-99-520-200-5856-300-99	Administrative Technology - Unassigned - Capital Technology (Over \$5000)	12,300	0	0	0	0	0.00%
	TOTALS FOR: 3150	277,420	257,994	322,127	337,697	15,570	4.83%
0001-3160-005-99-3300-099-99-520-010-5110-300-02	Transportation - Unassigned - Salaries	64,152	78,896	50,999	42,142	-8,857	-17.37%
0001-3160-005-99-3300-099-99-520-010-5146-300-02	Transportation - Unassigned - Longevity	1,225	1,250	950	1,150	200	21.05%
0001-3160-005-99-3300-099-99-520-020-5330-300-04	Transportation - Unassigned - Regular Pupil Transportation	352,750	412,761	330,752	305,029	-25,723	-7.78%
0001-3160-005-99-3300-099-99-520-020-5380-300-04	Transportation - Unassigned - Other Purchased Services	4,153	934	9,532	9,532	0	0.00%
0001-3160-005-99-3300-099-99-520-030-5510-300-05	Transportation - Unassigned - Educational Supplies	25	267	600	600	0	0.00%
0001-3160-005-99-3300-099-99-520-030-5710-300-06	Transportation - Unassigned - In-State Travel	184	1,072	169	169	0	0.00%
0001-3160-005-99-3300-099-99-520-030-5720-300-06	Transportation - Unassigned - Out-of-State Travel/ Conferences	0	0	0	0	0	0.00%
0001-3160-005-99-3300-099-99-520-030-5730-300-06	Transportation - Unassigned - Dues and Memberships	0	(1,514)	0	0	0	0.00%
0001-3160-005-99-3300-099-99-520-030-5780-300-06	Transportation - Unassigned - All Other Expenses	9,763	8,197	4,233	4,233	0	0.00%
0001-3160-005-99-6900-099-99-520-010-5110-300-02	Transportation - Unassigned - Salaries	0	18	0	0	0	0.00%
0001-3160-005-99-6900-099-99-520-010-5146-300-02	Transportation - Unassigned - Longevity	0	0	0	0	0	0.00%
0001-3160-005-99-6900-099-99-520-020-5330-300-04	Transportation - Unassigned - Regular Pupil Transportation	0	0	0	0	0	0.00%
0001-3160-005-99-6900-099-99-520-020-5380-300-04	Transportation - Unassigned - Other Purchased Services	0	0	0	0	0	0.00%
0001-3160-005-99-6900-099-99-520-030-5510-300-05	Transportation - Unassigned - Educational Supplies	0	0	0	0	0	0.00%
0001-3160-005-99-6900-099-99-520-030-5710-300-06	Transportation - Unassigned - In-State Travel	0	0	0	0	0	0.00%
0001-3160-005-99-6900-099-99-520-030-5720-300-06	Transportation - Unassigned - Out-of-State Travel/ Conferences	0	0	0	0	0	0.00%
0001-3160-005-99-6900-099-99-520-030-5730-300-06	Transportation - Unassigned - Dues and Memberships	0	0	0	0	0	0.00%
0001-3160-005-99-6900-099-99-520-030-5780-300-06	Transportation - Unassigned - All Other Expenses	0	0	0	0	0	0.00%
0001-3160-010-99-3300-099-99-520-010-5110-300-02	Transportation - Unassigned - Salaries	0	0	0	0	0	0.00%
0001-3160-010-99-3300-099-99-520-010-5146-300-02	Transportation - Unassigned - Longevity	0	0	0	0	0	0.00%
0001-3160-010-99-3300-099-99-520-020-5335-300-04	Transportation - Unassigned - SPED Transportation	568,450	621,158	674,231	717,687	43,456	6.45%
0001-3160-010-99-3300-099-99-520-020-5380-300-04	Transportation - Unassigned - Other Purchased Services	0	0	0	0	0	0.00%
0001-3160-010-99-3300-099-99-520-030-5510-300-05	Transportation - Unassigned - Educational Supplies	0	0	8	8	0	0.00%
0001-3160-010-99-3300-099-99-520-030-5710-300-06	Transportation - Unassigned - In-State Travel	0	0	0	0	0	0.00%
0001-3160-010-99-3300-099-99-520-030-5720-300-06	Transportation - Unassigned - Out-of-State Travel/ Conferences	0	0	0	0	0	0.00%
0001-3160-010-99-3300-099-99-520-030-5730-300-06	Transportation - Unassigned - Dues and Memberships	0	0	0	0	0	0.00%
0001-3160-010-99-3300-099-99-520-030-5780-300-06	Transportation - Unassigned - All Other Expenses	0	0	0	0	0	0.00%
0001-3160-035-99-3300-099-99-520-020-5331-300-04	Transportation - Unassigned - Private School Transportation	0	0	0	0	0	0.00%
0001-3160-040-99-7500-099-99-520-200-5851-300-99	Transportation - Unassigned - Motor Vehicles	0	0	0	0	0	0.00%
0001-3160-055-99-3300-099-99-520-030-5710-300-06	Transportation - Unassigned - In-State Travel	0	0	0	0	0	0.00%
0001-3160-055-99-3300-099-99-520-030-5730-300-06	Transportation - Unassigned - Dues and Memberships	0	0	0	0	0	0.00%

FY10 SCHOOL COMMITTEE OPERATING BUDGET
Needham Public Schools

FISCAL YEAR: 2010

ACCOUNTNO	ACCOUNT DESCRIPTION	FY07 ACTUALS	FY08 ACTUALS	FY09 TM BUDGET	FY10 APPROVED	\$ CHG	% CH
TOTALS FOR: 3160		1,000,702	1,123,037	1,071,474	1,080,550	9,076	0.85%
0001-3210-005-21-2305-090-99-520-010-5110-300-01	Broadmeadow Elementary - Broadmeadow - Salaries	1,515,029	1,600,284	1,707,748	1,730,812	23,064	1.35%
0001-3210-005-21-2305-090-99-520-010-5110-300-03	Broadmeadow Elementary - Broadmeadow - Salaries	0	0	0	0	0	0.00%
0001-3210-005-21-2305-090-99-520-010-5146-300-01	Broadmeadow Elementary - Broadmeadow - Longevity	1,900	0	0	2,200	2,200	100.00%
0001-3210-005-21-2305-090-99-520-010-5147-300-01	Broadmeadow Elementary - Broadmeadow - Alt. Longevity	0	0	0	0	0	0.00%
0001-3210-005-21-2330-090-99-520-010-5110-300-03	Broadmeadow Elementary - Broadmeadow - Salaries	0	0	0	0	0	0.00%
0001-3210-005-21-2357-090-99-520-020-5320-300-04	Broadmeadow Elementary - Broadmeadow - Tuition	0	845	0	0	0	0.00%
0001-3210-005-21-2357-090-99-520-030-5710-300-06	Broadmeadow Elementary - Broadmeadow - In-State Travel	0	0	0	0	0	0.00%
0001-3210-005-21-2357-090-99-520-030-5720-300-06	Broadmeadow Elementary - Broadmeadow - Out-of-State Travel/ Conferences	2,105	591	2,988	1,488	-1,500	-50.20%
0001-3210-005-21-2357-090-99-520-030-5730-300-06	Broadmeadow Elementary - Broadmeadow - Dues and Memberships	885	429	227	227	0	0.00%
0001-3210-005-21-2357-099-99-520-030-5780-003-06	Broadmeadow Elementary - Broadmeadow - All Other Expenses	0	0	1,000	1,000	0	0.00%
0001-3210-005-21-2410-090-99-520-030-5517-300-05	Broadmeadow Elementary - Broadmeadow - Textbooks/ Workbooks	10,632	13,260	7,680	7,680	0	0.00%
0001-3210-005-21-2420-090-99-520-020-5247-300-04	Broadmeadow Elementary - Broadmeadow - Repairs & Maintenance - Office Equipment	4,887	0	0	0	0	0.00%
0001-3210-005-21-2420-090-99-520-030-5522-300-05	Broadmeadow Elementary - Broadmeadow - Instructional Equipment	0	0	0	0	0	0.00%
0001-3210-005-21-2430-090-99-520-030-5510-300-05	Broadmeadow Elementary - Broadmeadow - Educational Supplies	29,361	18,302	19,870	19,870	0	0.00%
0001-3210-005-21-2440-090-99-520-020-5380-300-04	Broadmeadow Elementary - Broadmeadow - Other Purchased Services	0	1,385	0	0	0	0.00%
0001-3210-040-21-2210-090-99-520-010-5110-300-01	Broadmeadow Elementary - Broadmeadow - Salaries	153,789	156,781	161,039	153,042	-7,997	-4.97%
0001-3210-040-21-2210-090-99-520-010-5110-300-02	Broadmeadow Elementary - Broadmeadow - Salaries	101,979	106,606	114,317	120,008	5,691	4.98%
0001-3210-040-21-2210-090-99-520-010-5146-300-01	Broadmeadow Elementary - Broadmeadow - Longevity	(87)	0	0	0	0	0.00%
0001-3210-040-21-2210-090-99-520-010-5146-300-02	Broadmeadow Elementary - Broadmeadow - Longevity	500	500	500	500	0	0.00%
0001-3210-040-21-2210-090-99-520-010-5174-300-01	Broadmeadow Elementary - Broadmeadow - Fringe on Behalf of Employee - Retirement	0	4,000	4,000	4,000	0	0.00%
0001-3210-040-21-2210-090-99-520-030-5420-300-05	Broadmeadow Elementary - Broadmeadow - Office Supplies	3,501	6,577	10,375	10,375	0	0.00%
TOTALS FOR: 3210		1,824,482	1,909,560	2,029,744	2,051,202	21,458	1.06%
0001-3220-005-22-2305-090-99-520-010-5110-300-01	Eliot Elementary - Eliot - Salaries	944,088	986,329	1,046,955	1,105,798	58,843	5.62%
0001-3220-005-22-2305-090-99-520-010-5146-300-01	Eliot Elementary - Eliot - Longevity	1,900	0	0	0	0	0.00%
0001-3220-005-22-2305-090-99-520-010-5147-300-01	Eliot Elementary - Eliot - Alt. Longevity	4,003	0	0	0	0	0.00%
0001-3220-005-22-2357-090-99-520-030-5710-300-06	Eliot Elementary - Eliot - In-State Travel	370	179	0	0	0	0.00%
0001-3220-005-22-2357-090-99-520-030-5720-300-06	Eliot Elementary - Eliot - Out-of-State Travel/ Conferences	1,480	1,422	1,325	0	-1,325	-100.00%
0001-3220-005-22-2357-090-99-520-030-5730-300-06	Eliot Elementary - Eliot - Dues and Memberships	0	624	757	557	-200	-26.42%
0001-3220-005-22-2410-090-99-520-030-5517-300-05	Eliot Elementary - Eliot - Textbooks/ Workbooks	0	0	0	0	0	0.00%
0001-3220-005-22-2410-090-99-520-030-5517-300-06	Eliot Elementary - Eliot - Textbooks/ Workbooks	4,520	5,035	4,975	5,175	200	4.02%
0001-3220-005-22-2420-090-99-520-020-5247-300-04	Eliot Elementary - Eliot - Repairs & Maintenance - Office Equipment	5,945	0	0	0	0	0.00%
0001-3220-005-22-2420-090-99-520-030-5522-300-05	Eliot Elementary - Eliot - Instructional Equipment	0	0	0	0	0	0.00%
0001-3220-005-22-2430-090-99-520-020-5380-300-04	Eliot Elementary - Eliot - Other Purchased Services	0	0	0	0	0	0.00%
0001-3220-005-22-2430-090-99-520-030-5510-300-05	Eliot Elementary - Eliot - Educational Supplies	25,649	13,161	13,445	13,445	0	0.00%
0001-3220-040-22-2210-090-99-520-010-5110-300-01	Eliot Elementary - Eliot - Salaries	108,410	114,524	112,031	120,385	8,354	7.46%
0001-3220-040-22-2210-090-99-520-010-5110-300-02	Eliot Elementary - Eliot - Salaries	99,347	103,447	111,672	116,465	4,793	4.29%
0001-3220-040-22-2210-090-99-520-010-5146-300-01	Eliot Elementary - Eliot - Longevity	0	0	0	0	0	0.00%
0001-3220-040-22-2210-090-99-520-010-5146-300-02	Eliot Elementary - Eliot - Longevity	150	150	150	600	450	300.00%

FY10 SCHOOL COMMITTEE OPERATING BUDGET
Needham Public Schools

FISCAL YEAR: 2010

ACCOUNTING	ACCOUNT DESCRIPTION	FY07 ACTUALS	FY08 ACTUALS	FY09 TM BUDGET	FY10 APPROVED	\$ CHG	% CH
0001-3220-040-22-2210-090-99-520-010-5174-300-01	Eliot Elementary - Eliot - Fringe on Behalf of Employee - Retirement	0	4,000	4,000	4,000	0	0.00%
0001-3220-040-22-2210-090-99-520-030-5420-300-05	Eliot Elementary - Eliot - Office Supplies	1,495	2,603	3,000	3,000	0	0.00%
	TOTALS FOR: 3220	1,197,357	1,231,474	1,298,310	1,369,425	71,115	5.48%
0001-3230-005-23-2305-090-99-520-010-5110-300-01	Hillside Elementary - Hillside - Salaries	1,244,630	1,269,699	1,233,830	1,340,903	107,073	8.68%
0001-3230-005-23-2305-090-99-520-010-5146-300-01	Hillside Elementary - Hillside - Longevity	1,100	5,100	1,100	2,600	1,500	136.36%
0001-3230-005-23-2305-090-99-520-010-5147-300-01	Hillside Elementary - Hillside - Alt. Longevity	4,000	0	0	0	0	0.00%
0001-3230-005-23-2357-090-99-520-030-5710-300-06	Hillside Elementary - Hillside - In-State Travel	100	0	0	0	0	0.00%
0001-3230-005-23-2357-090-99-520-030-5720-300-06	Hillside Elementary - Hillside - Out-of-State Travel/ Conferences	658	2,302	2,134	634	-1,500	-70.29%
0001-3230-005-23-2357-090-99-520-030-5730-300-06	Hillside Elementary - Hillside - Dues and Memberships	0	80	162	162	0	0.00%
0001-3230-005-23-2410-090-99-520-030-5517-300-05	Hillside Elementary - Hillside - Textbooks/ Workbooks	4,012	3,363	5,485	5,485	0	0.00%
0001-3230-005-23-2420-090-99-520-020-5247-300-04	Hillside Elementary - Hillside - Repairs & Maintenance - Office Equipment	2,320	0	0	0	0	0.00%
0001-3230-005-23-2420-090-99-520-030-5522-300-05	Hillside Elementary - Hillside - Instructional Equipment	0	0	0	0	0	0.00%
0001-3230-005-23-2430-090-99-520-030-5510-300-05	Hillside Elementary - Hillside - Educational Supplies	29,394	17,927	10,923	10,923	0	0.00%
0001-3230-005-23-2440-090-99-520-020-5345-300-04	Hillside Elementary - Hillside - Printing & Binding	90	35	200	200	0	0.00%
0001-3230-005-23-2440-090-99-520-020-5380-300-04	Hillside Elementary - Hillside - Other Purchased Services	0	0	0	0	0	0.00%
0001-3230-005-23-2451-090-99-520-030-5525-300-05	Hillside Elementary - Hillside - Instructional Technology	2,690	0	1,500	1,500	0	0.00%
0001-3230-040-23-2210-090-99-520-010-5110-300-01	Hillside Elementary - Hillside - Salaries	95,629	98,529	99,956	107,502	7,546	7.55%
0001-3230-040-23-2210-090-99-520-010-5110-300-02	Hillside Elementary - Hillside - Salaries	100,685	108,720	114,343	116,418	2,075	1.81%
0001-3230-040-23-2210-090-99-520-010-5146-300-01	Hillside Elementary - Hillside - Longevity	0	0	0	0	0	0.00%
0001-3230-040-23-2210-090-99-520-010-5146-300-02	Hillside Elementary - Hillside - Longevity	1,500	1,500	1,500	1,500	0	0.00%
0001-3230-040-23-2210-090-99-520-010-5174-300-01	Hillside Elementary - Hillside - Fringe on Behalf of Employee - Retirement	0	2,000	2,000	4,000	2,000	100.00%
0001-3230-040-23-2210-090-99-520-030-5420-300-05	Hillside Elementary - Hillside - Office Supplies	1,827	2,109	7,408	7,408	0	0.00%
	TOTALS FOR: 3230	1,488,634	1,511,364	1,480,541	1,599,235	118,694	8.02%
0001-3240-005-24-2305-090-99-520-010-5110-300-01	Mitchell Elementary - Mitchell - Salaries	1,308,686	1,348,142	1,333,111	1,490,955	157,844	11.84%
0001-3240-005-24-2305-090-99-520-010-5146-300-01	Mitchell Elementary - Mitchell - Longevity	5,200	9,600	3,700	4,100	400	10.81%
0001-3240-005-24-2305-090-99-520-010-5147-300-01	Mitchell Elementary - Mitchell - Alt. Longevity	12,000	0	0	0	0	0.00%
0001-3240-005-24-2357-090-99-520-030-5510-300-05	Mitchell Elementary - Mitchell - Educational Supplies	3,658	0	0	0	0	0.00%
0001-3240-005-24-2357-090-99-520-030-5710-300-06	Mitchell Elementary - Mitchell - In-State Travel	55	1,374	2,100	600	-1,500	-71.43%
0001-3240-005-24-2357-090-99-520-030-5720-300-06	Mitchell Elementary - Mitchell - Out-of-State Travel/ Conferences	450	1,300	315	315	0	0.00%
0001-3240-005-24-2357-090-99-520-030-5730-300-06	Mitchell Elementary - Mitchell - Dues and Memberships	0	0	0	0	0	0.00%
0001-3240-005-24-2410-090-99-520-030-5517-300-05	Mitchell Elementary - Mitchell - Textbooks/ Workbooks	1,612	7,306	6,208	6,208	0	0.00%
0001-3240-005-24-2420-090-99-520-020-5247-300-04	Mitchell Elementary - Mitchell - Repairs & Maintenance - Office Equipment	5,183	0	0	0	0	0.00%
0001-3240-005-24-2420-090-99-520-030-5522-300-05	Mitchell Elementary - Mitchell - Instructional Equipment	0	0	2,000	2,000	0	0.00%
0001-3240-005-24-2430-090-99-520-030-5510-300-05	Mitchell Elementary - Mitchell - Educational Supplies	16,256	15,492	15,120	15,120	0	0.00%
0001-3240-005-24-2440-090-99-520-020-5380-300-04	Mitchell Elementary - Mitchell - Other Purchased Services	222	0	0	0	0	0.00%
0001-3240-005-24-2440-090-99-520-030-5580-300-05	Mitchell Elementary - Mitchell - Other Supplies	1,233	0	0	0	0	0.00%
0001-3240-040-24-2210-090-99-520-020-3005-380-04	Mitchell Elementary - Mitchell -	0	0	0	0	0	0.00%
0001-3240-040-24-2210-090-99-520-010-5110-300-01	Mitchell Elementary - Mitchell - Salaries	112,299	112,700	114,832	123,358	8,526	7.42%
0001-3240-040-24-2210-090-99-520-010-5110-300-02	Mitchell Elementary - Mitchell - Salaries	108,016	110,152	112,948	118,158	5,210	4.61%

FY10 SCHOOL COMMITTEE OPERATING BUDGET
Needham Public Schools

FISCAL YEAR: 2010

ACCOUNTNO	ACCOUNT DESCRIPTION	FY07 ACTUALS	FY08 ACTUALS	FY09 TM BUDGET	FY10 APPROVED	\$ CHG	% CH
0001-3240-040-24-2210-090-99-520-010-5146-300-01	Mitchell Elementary - Mitchell - Longevity	0	0	0	0	0	0.00%
0001-3240-040-24-2210-090-99-520-010-5146-300-02	Mitchell Elementary - Mitchell - Longevity	1,950	2,100	2,100	2,100	0	0.00%
0001-3240-040-24-2210-090-99-520-010-5174-300-01	Mitchell Elementary - Mitchell - Fringe on Behalf of Employee - Retirement	0	4,000	4,000	4,000	0	0.00%
0001-3240-040-24-2210-090-99-520-030-5420-300-05	Mitchell Elementary - Mitchell - Office Supplies	8,669	6,305	6,385	6,385	0	0.00%
	TOTALS FOR: 3240	1,585,489	1,618,471	1,602,819	1,773,299	170,480	10.64%
0001-3250-005-25-2305-090-99-520-010-5110-300-01	Newman Elementary - Newman - Salaries	1,972,337	1,947,984	1,942,444	1,919,738	-22,706	-1.17%
0001-3250-005-25-2305-090-99-520-010-5146-300-01	Newman Elementary - Newman - Longevity	1,100	16,000	0	3,000	3,000	100.00%
0001-3250-005-25-2305-090-99-520-010-5147-300-01	Newman Elementary - Newman - Alt. Longevity	20,000	0	4,000	0	-4,000	-100.00%
0001-3250-005-25-2357-090-99-520-020-5320-300-04	Newman Elementary - Newman - Tuition	0	1,000	0	0	0	0.00%
0001-3250-005-25-2357-090-99-520-030-5710-300-06	Newman Elementary - Newman - In-State Travel	2,494	7,280	0	0	0	0.00%
0001-3250-005-25-2357-090-99-520-030-5720-300-06	Newman Elementary - Newman - Out-of-State Travel/ Conferences	185	0	3,980	980	-3,000	-75.38%
0001-3250-005-25-2357-090-99-520-030-5730-300-06	Newman Elementary - Newman - Dues and Memberships	490	0	0	0	0	0.00%
0001-3250-005-25-2357-099-99-520-030-5780-003-06	Newman Elementary - Newman - All Other Expenses	0	0	1,000	1,000	0	0.00%
0001-3250-005-25-2410-090-99-520-030-5517-300-05	Newman Elementary - Newman - Textbooks/ Workbooks	22,020	5,948	9,510	9,510	0	0.00%
0001-3250-005-25-2420-090-99-520-020-5247-300-04	Newman Elementary - Newman - Repairs & Maintenance - Office Equipment	12,837	0	0	0	0	0.00%
0001-3250-005-25-2420-090-99-520-030-5522-300-05	Newman Elementary - Newman - Instructional Equipment	0	0	0	0	0	0.00%
0001-3250-005-25-2430-090-99-520-030-5510-300-05	Newman Elementary - Newman - Educational Supplies	29,063	26,834	20,293	20,293	0	0.00%
0001-3250-005-25-2440-090-99-520-020-5380-300-04	Newman Elementary - Newman - Other Purchased Services	0	28,574	0	0	0	0.00%
0001-3250-040-25-2210-090-99-520-010-5110-300-01	Newman Elementary - Newman - Salaries	158,043	165,767	171,636	180,689	9,053	5.27%
0001-3250-040-25-2210-090-99-520-010-5110-300-02	Newman Elementary - Newman - Salaries	122,497	143,678	135,705	138,423	2,718	2.00%
0001-3250-040-25-2210-090-99-520-010-5146-300-01	Newman Elementary - Newman - Longevity	0	0	0	0	0	0.00%
0001-3250-040-25-2210-090-99-520-010-5146-300-02	Newman Elementary - Newman - Longevity	1,175	886	800	800	0	0.00%
0001-3250-040-25-2210-090-99-520-010-5174-300-01	Newman Elementary - Newman - Fringe on Behalf of Employee - Retirement	0	2,000	2,000	4,000	2,000	100.00%
0001-3250-040-25-2210-090-99-520-030-5420-300-05	Newman Elementary - Newman - Office Supplies	8,388	5,584	12,845	12,845	0	0.00%
	TOTALS FOR: 3250	2,350,629	2,351,535	2,304,213	2,291,278	-12,935	-0.56%
0001-3260-005-26-2305-099-99-520-010-5110-300-01	High Rock - High Rock - Salaries	0	0	0	1,332,426	1,332,426	100.00%
0001-3260-005-26-2305-099-99-520-010-5120-300-01	High Rock - High Rock - Temp Salaries/Prof. Dev. Subs	0	0	0	0	0	0.00%
0001-3260-005-26-2305-099-99-520-010-5146-300-01	High Rock - High Rock - Longevity	0	0	0	1,900	1,900	100.00%
0001-3260-005-26-2305-099-99-520-010-5147-300-01	High Rock - High Rock - Alt. Longevity	0	0	0	0	0	0.00%
0001-3260-005-26-2315-099-99-520-010-5110-300-01	High Rock - High Rock - Salaries	0	0	0	0	0	0.00%
0001-3260-005-26-2357-099-99-520-020-5320-300-04	High Rock - High Rock - Tuition	0	0	0	0	0	0.00%
0001-3260-005-26-2357-099-99-520-030-5710-300-06	High Rock - High Rock - In-State Travel	0	0	0	0	0	0.00%
0001-3260-005-26-2357-099-99-520-030-5720-300-06	High Rock - High Rock - Out-of-State Travel/ Conferences	0	0	0	-0	-0	?
0001-3260-005-26-2357-099-99-520-030-5730-300-06	High Rock - High Rock - Dues and Memberships	0	0	0	1,646	1,646	100.00%
0001-3260-005-26-2357-099-99-520-030-5780-003-06	High Rock - High Rock - All Other Expenses	0	0	0	990	990	100.00%
0001-3260-005-26-2410-099-99-520-030-5517-300-05	High Rock - High Rock - Textbooks/ Workbooks	0	0	0	14,175	14,175	100.00%
0001-3260-005-26-2420-099-99-520-020-5247-300-04	High Rock - High Rock - Repairs & Maintenance - Office Equipment	0	0	0	0	0	0.00%
0001-3260-005-26-2430-099-99-520-030-5510-300-05	High Rock - High Rock - Educational Supplies	0	0	0	22,294	22,294	100.00%
0001-3260-005-26-2440-090-99-520-020-5270-300-04	High Rock - High Rock - Rentals and Leases	0	0	0	0	0	0.00%

FY10 SCHOOL COMMITTEE OPERATING BUDGET
Needham Public Schools

FISCAL YEAR: 2010

ACCOUNTNO	ACCOUNT DESCRIPTION	FY07 ACTUALS	FY08 ACTUALS	FY09 TM BUDGET	FY10 APPROVED	\$ CHG	% CH
0001-3260-005-26-2440-090-99-520-030-5270-003-05	High Rock - High Rock - Rentals and Leases	0	0	0	0	0	0.00%
0001-3260-005-26-2440-099-99-520-020-5345-300-04	High Rock - High Rock - Printing & Binding	0	0	0	2,457	2,457	100.00%
0001-3260-005-26-2440-099-99-520-020-5380-300-04	High Rock - High Rock - Other Purchased Services	0	0	0	0	0	0.00%
0001-3260-040-26-2210-099-99-520-010-5110-300-01	High Rock - High Rock - Salaries	0	0	0	109,999	109,999	100.00%
0001-3260-040-26-2210-099-99-520-010-5110-300-02	High Rock - High Rock - Salaries	0	0	0	73,426	73,426	100.00%
0001-3260-040-26-2210-099-99-520-010-5146-300-02	High Rock - High Rock - Longevity	0	0	0	500	500	100.00%
0001-3260-040-26-2210-099-99-520-010-5174-300-01	High Rock - High Rock - Fringe on Behalf of Employee - Retirement	0	0	0	0	0	0.00%
0001-3260-040-26-2210-099-99-520-030-5420-300-05	High Rock - High Rock - Office Supplies	0	0	0	2,634	2,634	100.00%
0001-3260-040-26-3520-099-99-520-010-5110-300-01	High Rock - High Rock - Salaries	0	0	0	9,550	9,550	100.00%
	TOTALS FOR: 3260	0	0	0	1,571,997	1,571,997	?
0001-3300-005-30-2305-099-99-520-010-5110-300-01	Pollard Middle School - Pollard - Salaries	2,810,390	2,841,339	2,992,982	2,245,676	-747,306	-24.97%
0001-3300-005-30-2305-099-99-520-010-5120-300-01	Pollard Middle School - Pollard - Temp Salaries/Prof. Dev. Subs	0	0	0	0	0	0.00%
0001-3300-005-30-2305-099-99-520-010-5146-300-01	Pollard Middle School - Pollard - Longevity	1,900	1,900	1,900	0	-1,900	-100.00%
0001-3300-005-30-2305-099-99-520-010-5147-300-01	Pollard Middle School - Pollard - Alt. Longevity	4,000	0	0	0	0	0.00%
0001-3300-005-30-2315-099-99-520-010-5110-300-01	Pollard Middle School - Pollard - Salaries	62,645	65,348	84,310	86,738	2,428	2.88%
0001-3300-005-30-2357-099-99-520-020-5320-300-04	Pollard Middle School - Pollard - Tuition	0	2,269	0	0	0	0.00%
0001-3300-005-30-2357-099-99-520-030-5710-300-06	Pollard Middle School - Pollard - In-State Travel	0	882	0	0	0	0.00%
0001-3300-005-30-2357-099-99-520-030-5720-300-06	Pollard Middle School - Pollard - Out-of-State Travel/Conferences	810	922	1,621	446	-1,175	-72.49%
0001-3300-005-30-2357-099-99-520-030-5730-300-06	Pollard Middle School - Pollard - Dues and Memberships	2,280	3,254	4,988	3,342	-1,646	-33.00%
0001-3300-005-30-2357-099-99-520-030-5780-003-06	Pollard Middle School - Pollard - All Other Expenses	0	0	3,000	2,010	-990	-33.00%
0001-3300-005-30-2410-099-99-520-030-5517-300-05	Pollard Middle School - Pollard - Textbooks/Workbooks	25,594	30,137	42,954	28,779	-14,175	-33.00%
0001-3300-005-30-2420-099-99-520-020-5247-300-04	Pollard Middle School - Pollard - Repairs & Maintenance - Office Equipment	22,965	0	0	0	0	0.00%
0001-3300-005-30-2430-099-99-520-030-5510-300-05	Pollard Middle School - Pollard - Educational Supplies	63,993	47,680	36,625	20,265	-16,360	-44.67%
0001-3300-005-30-2440-090-99-520-020-5270-300-04	Pollard Middle School - Pollard - Rentals and Leases	0	0	0	0	0	0.00%
0001-3300-005-30-2440-090-99-520-030-5270-003-05	Pollard Middle School - Pollard - Rentals and Leases	0	0	0	0	0	0.00%
0001-3300-005-30-2440-099-99-520-020-5345-300-04	Pollard Middle School - Pollard - Printing & Binding	0	7,212	7,445	4,988	-2,457	-33.00%
0001-3300-005-30-2440-099-99-520-020-5380-300-04	Pollard Middle School - Pollard - Other Purchased Services	1,400	4,035	0	0	0	0.00%
0001-3300-040-30-2210-099-99-520-010-5110-300-01	Pollard Middle School - Pollard - Salaries	371,321	417,953	407,055	328,416	-78,639	-19.32%
0001-3300-040-30-2210-099-99-520-010-5110-300-02	Pollard Middle School - Pollard - Salaries	165,944	171,728	176,910	152,356	-24,554	-13.88%
0001-3300-040-30-2210-099-99-520-010-5146-300-02	Pollard Middle School - Pollard - Longevity	1,850	2,150	1,850	1,650	-200	-10.81%
0001-3300-040-30-2210-099-99-520-010-5174-300-01	Pollard Middle School - Pollard - Fringe on Behalf of Employee - Retirement	0	2,000	2,000	4,000	2,000	100.00%
0001-3300-040-30-2210-099-99-520-030-5420-300-05	Pollard Middle School - Pollard - Office Supplies	8,375	8,013	7,983	5,349	-2,634	-33.00%
0001-3300-040-30-3520-099-99-520-010-5110-300-01	Pollard Middle School - Pollard - Salaries	32,200	6,679	32,592	12,520	-20,072	-61.59%
	TOTALS FOR: 3300	3,575,667	3,613,502	3,804,215	2,896,535	-907,680	-23.86%
0001-3400-005-40-2220-099-99-520-010-5110-300-01	Needham High School - NHS - Salaries	262,960	245,307	120,220	235,832	115,612	96.17%
0001-3400-005-40-2220-099-99-520-010-5110-300-02	Needham High School - NHS - Salaries	74,777	62,665	79,601	66,015	-13,586	-17.07%
0001-3400-005-40-2220-099-99-520-010-5146-300-01	Needham High School - NHS - Longevity	1,385	3,534	1,140	1,140	0	0.00%
0001-3400-005-40-2220-099-99-520-010-5146-300-02	Needham High School - NHS - Longevity	1,200	1,300	1,300	1,500	200	15.38%
0001-3400-005-40-2220-099-99-520-010-5147-300-01	Needham High School - NHS - Alt. Longevity	1,885	0	0	0	0	0.00%
0001-3400-005-40-2305-099-99-520-010-5110-300-01	Needham High School - NHS - Salaries	3,946,145	4,113,212	4,270,279	4,434,593	164,314	3.85%

FY10 SCHOOL COMMITTEE OPERATING BUDGET
Needham Public Schools

FISCAL YEAR: 2010

ACCOUNTNO	ACCOUNT DESCRIPTION	FY07 ACTUALS	FY08 ACTUALS	FY09 TM BUDGET	FY10 APPROVED	\$ CHG	% CH
0001-3400-005-40-2305-099-99-520-010-5146-300-01	Needham High School - NHS - Longevity	1,005	7,151	760	1,860	1,100	144.74%
0001-3400-005-40-2305-099-99-520-010-5147-300-01	Needham High School - NHS - Alt. Longevity	9,885	0	0	0	0	0.00%
0001-3400-005-40-2330-035-99-520-010-5110-300-03	Needham High School - NHS - Salaries	2,249	710	0	0	0	0.00%
0001-3400-005-40-2330-099-99-520-010-5110-300-03	Needham High School - NHS - Salaries	102,368	29,657	41,205	6,778	-34,427	-83.55%
0001-3400-005-40-2330-099-99-520-010-5146-300-03	Needham High School - NHS - Longevity	0	0	0	0	0	0.00%
0001-3400-005-40-2357-010-99-520-020-5320-300-04	Needham High School - NHS - Tuition	0	985	0	0	0	0.00%
0001-3400-005-40-2357-010-99-520-030-5780-003-06	Needham High School - NHS - All Other Expenses	0	0	1,000	1,000	0	0.00%
0001-3400-005-40-2357-020-99-520-020-5320-300-04	Needham High School - NHS - Tuition	0	1,000	0	0	0	0.00%
0001-3400-005-40-2357-020-99-520-030-5780-003-06	Needham High School - NHS - All Other Expenses	0	0	1,000	1,000	0	0.00%
0001-3400-005-40-2357-030-99-520-020-5320-300-04	Needham High School - NHS - Tuition	0	745	0	0	0	0.00%
0001-3400-005-40-2357-030-99-520-030-5780-003-06	Needham High School - NHS - All Other Expenses	0	0	1,000	1,000	0	0.00%
0001-3400-005-40-2357-035-99-520-020-5320-300-04	Needham High School - NHS - Tuition	0	645	0	0	0	0.00%
0001-3400-005-40-2357-035-99-520-030-5780-003-06	Needham High School - NHS - All Other Expenses	0	0	1,000	1,000	0	0.00%
0001-3400-005-40-2357-099-99-520-020-5320-300-04	Needham High School - NHS - Tuition	0	538	0	0	0	0.00%
0001-3400-005-40-2357-099-99-520-030-5710-300-06	Needham High School - NHS - In-State Travel	200	180	0	0	0	0.00%
0001-3400-005-40-2357-099-99-520-030-5720-300-06	Needham High School - NHS - Out-of-State Travel/ Conferences	3,615	4,258	5,120	120	-5,000	-97.66%
0001-3400-005-40-2357-099-99-520-030-5730-300-06	Needham High School - NHS - Dues and Memberships	3,550	4,075	4,000	4,000	0	0.00%
0001-3400-005-40-2357-099-99-520-030-5780-003-06	Needham High School - NHS - All Other Expenses	0	0	3,000	3,000	0	0.00%
0001-3400-005-40-2410-010-99-520-030-5517-300-05	Needham High School - NHS - Textbooks/ Workbooks	16,109	14,141	18,389	18,389	0	0.00%
0001-3400-005-40-2410-020-99-520-030-5517-300-05	Needham High School - NHS - Textbooks/ Workbooks	24,085	21,067	21,500	21,500	0	0.00%
0001-3400-005-40-2410-030-99-520-030-5517-300-05	Needham High School - NHS - Textbooks/ Workbooks	12,159	16,546	12,800	12,800	0	0.00%
0001-3400-005-40-2410-035-99-520-030-5517-300-05	Needham High School - NHS - Textbooks/ Workbooks	12,245	17,066	18,166	18,166	0	0.00%
0001-3400-005-40-2410-099-99-520-030-5517-300-05	Needham High School - NHS - Textbooks/ Workbooks	22,357	3,034	12,178	12,178	0	0.00%
0001-3400-005-40-2420-030-99-520-030-5522-300-05	Needham High School - NHS - Instructional Equipment	0	0	0	0	0	0.00%
0001-3400-005-40-2420-035-99-520-020-5257-300-04	Needham High School - NHS - Repairs & Maintenance - Equipment	0	0	0	0	0	0.00%
0001-3400-005-40-2420-035-99-520-030-5522-300-05	Needham High School - NHS - Instructional Equipment	0	0	0	0	0	0.00%
0001-3400-005-40-2420-099-99-520-020-5247-300-04	Needham High School - NHS - Repairs & Maintenance - Office Equipment	29,768	0	0	0	0	0.00%
0001-3400-005-40-2420-099-99-520-020-5341-300-04	Needham High School - NHS - Communication - Postage	52	38	0	0	0	0.00%
0001-3400-005-40-2420-099-99-520-030-5522-300-05	Needham High School - NHS - Instructional Equipment	0	0	0	0	0	0.00%
0001-3400-005-40-2430-010-99-520-030-5510-300-05	Needham High School - NHS - Educational Supplies	940	2,293	1,088	1,088	0	0.00%
0001-3400-005-40-2430-020-99-520-030-5510-300-05	Needham High School - NHS - Educational Supplies	1,721	7,969	8,000	8,000	0	0.00%
0001-3400-005-40-2430-030-99-520-030-5510-300-05	Needham High School - NHS - Educational Supplies	3,013	1,735	6,000	6,000	0	0.00%
0001-3400-005-40-2430-035-99-520-030-5510-300-05	Needham High School - NHS - Educational Supplies	33,197	38,003	41,262	26,262	-15,000	-36.35%
0001-3400-005-40-2430-099-99-520-030-5510-300-05	Needham High School - NHS - Educational Supplies	5,140	5,636	2,130	2,130	0	0.00%
0001-3400-005-40-2440-010-99-520-020-5380-300-04	Needham High School - NHS - Other Purchased Services	0	850	0	0	0	0.00%
0001-3400-005-40-2440-010-99-520-030-5780-300-06	Needham High School - NHS - All Other Expenses	0	400	0	0	0	0.00%
0001-3400-005-40-2440-020-99-520-020-5380-300-04	Needham High School - NHS - Other Purchased Services	0	0	0	0	0	0.00%
0001-3400-005-40-2440-020-99-520-030-5780-300-06	Needham High School - NHS - All Other Expenses	0	0	0	0	0	0.00%
0001-3400-005-40-2440-030-99-520-020-5380-300-04	Needham High School - NHS - Other Purchased Services	0	315	0	0	0	0.00%

FY10 SCHOOL COMMITTEE OPERATING BUDGET
Needham Public Schools

FISCAL YEAR: 2010

ACCOUNTNO	ACCOUNT DESCRIPTION	FY07 ACTUALS	FY08 ACTUALS	FY09 TM BUDGET	FY10 APPROVED	\$ CHG	% CH
0001-3400-005-40-2440-030-99-520-030-5780-300-06	Needham High School - NHS - All Other Expenses	50	0	0	0	0	0.00%
0001-3400-005-40-2440-035-99-520-020-5330-300-04	Needham High School - NHS - Regular Pupil Transportation	673	0	0	0	0	0.00%
0001-3400-005-40-2440-035-99-520-020-5380-300-04	Needham High School - NHS - Other Purchased Services	1,896	8,612	0	0	0	0.00%
0001-3400-005-40-2440-035-99-520-030-5780-300-06	Needham High School - NHS - All Other Expenses	200	0	0	0	0	0.00%
0001-3400-005-40-2440-099-99-520-020-5341-300-04	Needham High School - NHS - Communication - Postage	0	0	0	0	0	0.00%
0001-3400-005-40-2440-099-99-520-020-5345-300-04	Needham High School - NHS - Printing & Binding	4,968	0	0	0	0	0.00%
0001-3400-005-40-2440-099-99-520-020-5380-300-04	Needham High School - NHS - Other Purchased Services	15,399	2,450	5,500	5,500	0	0.00%
0001-3400-005-40-2440-099-99-520-030-5580-300-05	Needham High School - NHS - Other Supplies	2,638	0	0	0	0	0.00%
0001-3400-005-40-2440-099-99-520-030-5730-000-6	Needham High School - NHS - Dues and Memberships	0	0	0	0	0	0.00%
0001-3400-005-40-2440-099-99-520-030-5780-300-06	Needham High School - NHS - All Other Expenses	8,132	20,910	10,246	10,246	0	0.00%
0001-3400-005-40-2451-040-99-520-030-5525-300-03	Needham High School - NHS - Instructional Technology	0	0	0	0	0	0.00%
0001-3400-040-40-2210-099-99-520-010-5110-300-01	Needham High School - NHS - Salaries	315,888	330,763	342,099	347,900	5,801	1.70%
0001-3400-040-40-2210-099-99-520-010-5110-300-02	Needham High School - NHS - Salaries	154,867	155,948	100,878	122,713	21,835	21.64%
0001-3400-040-40-2210-099-99-520-010-5130-300-02	Needham High School - NHS - Additional Gross, Overtime	0	0	0	0	0	0.00%
0001-3400-040-40-2210-099-99-520-010-5146-300-01	Needham High School - NHS - Longevity	0	0	0	0	0	0.00%
0001-3400-040-40-2210-099-99-520-010-5146-300-02	Needham High School - NHS - Longevity	4,300	3,829	2,900	2,885	-15	-0.52%
0001-3400-040-40-2210-099-99-520-010-5147-300-01	Needham High School - NHS - Alt. Longevity	0	0	0	0	0	0.00%
0001-3400-040-40-2210-099-99-520-010-5174-300-01	Needham High School - NHS - Fringe on Behalf of Employee - Retirement	0	2,000	2,000	4,000	2,000	100.00%
0001-3400-040-40-2210-099-99-520-030-5420-300-05	Needham High School - NHS - Office Supplies	1,279	1,437	2,750	2,750	0	0.00%
0001-3400-040-40-2210-099-99-520-030-5510-300-05	Needham High School - NHS - Educational Supplies	0	0	0	0	0	0.00%
0001-3400-040-40-2210-099-99-520-030-5710-300-06	Needham High School - NHS - In-State Travel	0	0	0	0	0	0.00%
0001-3400-040-40-2220-010-99-520-030-5420-300-05	Needham High School - NHS - Office Supplies	0	0	0	0	0	0.00%
0001-3400-040-40-2220-020-99-520-030-5420-300-05	Needham High School - NHS - Office Supplies	0	0	0	0	0	0.00%
0001-3400-040-40-2220-030-99-520-030-5420-300-05	Needham High School - NHS - Office Supplies	0	0	0	0	0	0.00%
0001-3400-040-40-2220-035-99-520-030-5420-300-05	Needham High School - NHS - Office Supplies	0	0	0	0	0	0.00%
0001-3400-040-40-3520-099-99-520-010-5110-300-01	Needham High School - NHS - Salaries	50,571	18,969	79,073	94,366	15,293	19.34%
0001-3400-040-40-3520-099-99-520-030-5780-300-06	Needham High School - NHS - All Other Expenses	9,225	4,782	6,100	6,100	0	0.00%
0001-3400-040-40-7300-099-99-520-200-5870-300-99	Needham High School - NHS - Replacement Equipment (Over \$5000)	0	0	0	0	0	0.00%
	TOTALS FOR: 3400	5,142,096	5,154,755	5,223,684	5,481,811	258,127	4.94%
0001-3410-040-40-2357-099-99-520-020-5320-300-04	Needham High School Athletics - NHS - Tuition	0		0	0	0	0.00%
0001-3410-040-40-3510-099-99-520-010-5110-300-01	Needham High School Athletics - NHS - Salaries	85,008	87,740	91,427	94,353	2,926	3.20%
0001-3410-040-40-3510-099-99-520-010-5110-300-02	Needham High School Athletics - NHS - Salaries	34,967	36,357	36,582	37,568	986	2.70%
0001-3410-040-40-3510-099-99-520-010-5110-300-03	Needham High School Athletics - NHS - Salaries	0	6,066	0	0	0	0.00%
0001-3410-040-40-3510-099-99-520-010-5130-300-03	Needham High School Athletics - NHS - Additional Gross, Overtime	184,153	241,202	234,026	238,538	4,512	1.93%
0001-3410-040-40-3510-099-99-520-010-5146-300-02	Needham High School Athletics - NHS - Longevity	300	300	300	500	200	66.67%
0001-3410-040-40-3510-099-99-520-020-5270-300-04	Needham High School Athletics - NHS - Rentals and Leases	0	8,360	0	0	0	0.00%
0001-3410-040-40-3510-099-99-520-020-5380-300-04	Needham High School Athletics - NHS - Other Purchased Services	22,330	22,890	5,290	5,290	0	0.00%
0001-3410-040-40-3510-099-99-520-030-5510-300-05	Needham High School Athletics - NHS - Educational Supplies	3,532	624	1,320	1,320	0	0.00%

FY10 SCHOOL COMMITTEE OPERATING BUDGET
Needham Public Schools

FISCAL YEAR: 2010

ACCOUNTNO	ACCOUNT DESCRIPTION	FY07 ACTUALS	FY08 ACTUALS	FY09 TM BUDGET	FY10 APPROVED	\$ CHG	% CH
0001-3410-040-40-3510-099-99-520-030-5730-300-06	Needham High School Athletics - NHS - Dues and Memberships	10,396	12,626	15,000	15,000	0	0.00%
0001-3410-040-40-3510-099-99-520-030-5780-003-06	Needham High School Athletics - NHS - All Other Expenses	0	0	1,000	1,000	0	0.00%
	TOTALS FOR: 3410	340,686	416,165	384,945	393,569	8,624	2.24%
0001-3510-099-10-2110-099-99-520-010-5110-300-01	Guidance - District - Salaries	81,252	86,646	91,415	97,171	5,756	6.30%
0001-3510-099-10-2110-099-99-520-010-5110-300-02	Guidance - District - Salaries	32,437	34,955	36,582	36,838	256	0.70%
0001-3510-099-10-2110-099-99-520-010-5146-300-02	Guidance - District - Longevity	300	300	300	300	0	0.00%
0001-3510-099-10-2110-099-99-520-020-5300-300-04	Guidance - District - Professional and Technical	2,750	3,480	2,500	2,500	0	0.00%
0001-3510-099-10-2110-099-99-520-030-5420-300-05	Guidance - District - Office Supplies	0	0	0	0	0	0.00%
0001-3510-099-10-2110-099-99-520-030-5710-300-06	Guidance - District - In-State Travel	0	0	0	0	0	0.00%
0001-3510-099-10-2110-099-99-520-030-5720-300-06	Guidance - District - Out-of-State Travel/ Conferences	0	50	2,500	2,500	0	0.00%
0001-3510-099-10-2110-099-99-520-030-5780-300-05	Guidance - District - All Other Expenses	1,728	1,123	3,035	3,035	0	0.00%
0001-3510-099-10-2357-030-99-520-030-5780-003-06	Guidance - District - All Other Expenses	0	0	1,000	1,000	0	0.00%
0001-3510-099-10-2357-099-99-520-020-5320-300-04	Guidance - District - Tuition	0	905	0	0	0	0.00%
0001-3510-099-21-2710-099-99-520-010-5110-300-01	Guidance - Broadmeadow - Salaries	103,115	116,047	123,111	128,913	5,802	4.71%
0001-3510-099-21-2710-099-99-520-030-5510-300-05	Guidance - Broadmeadow - Educational Supplies	17	0	100	100	0	0.00%
0001-3510-099-21-2710-099-99-520-030-5710-300-06	Guidance - Broadmeadow - In-State Travel	405	596	100	100	0	0.00%
0001-3510-099-21-2710-099-99-520-030-5720-300-06	Guidance - Broadmeadow - Out-of-State Travel/ Conferences	0	0	0	0	0	0.00%
0001-3510-099-22-2710-099-99-520-010-5110-300-01	Guidance - Eliot - Salaries	103,762	93,055	98,833	104,225	5,392	5.46%
0001-3510-099-22-2710-099-99-520-030-5510-300-05	Guidance - Eliot - Educational Supplies	0	0	0	0	0	0.00%
0001-3510-099-22-2710-099-99-520-030-5710-300-06	Guidance - Eliot - In-State Travel	0	309	0	0	0	0.00%
0001-3510-099-22-2710-099-99-520-030-5720-300-06	Guidance - Eliot - Out-of-State Travel/ Conferences	250	0	0	0	0	0.00%
0001-3510-099-23-2710-099-99-520-010-5110-300-01	Guidance - Hillside - Salaries	72,771	91,980	88,010	94,390	6,380	7.25%
0001-3510-099-23-2710-099-99-520-010-5146-300-01	Guidance - Hillside - Longevity	253	500	0	0	0	0.00%
0001-3510-099-23-2710-099-99-520-030-5510-300-05	Guidance - Hillside - Educational Supplies	0	0	0	0	0	0.00%
0001-3510-099-23-2710-099-99-520-030-5710-300-06	Guidance - Hillside - In-State Travel	99	260	0	0	0	0.00%
0001-3510-099-23-2710-099-99-520-030-5720-300-06	Guidance - Hillside - Out-of-State Travel/ Conferences	99	0	0	0	0	0.00%
0001-3510-099-24-2710-099-99-520-010-5110-300-01	Guidance - Mitchell - Salaries	112,096	107,864	96,197	104,679	8,482	8.82%
0001-3510-099-24-2710-099-99-520-010-5146-300-01	Guidance - Mitchell - Longevity	652	1,000	0	0	0	0.00%
0001-3510-099-24-2710-099-99-520-010-5420-300-01	Guidance - Mitchell - Office Supplies	0	0	0	0	0	0.00%
0001-3510-099-24-2710-099-99-520-030-5510-300-05	Guidance - Mitchell - Educational Supplies	0	0	0	0	0	0.00%
0001-3510-099-24-2710-099-99-520-030-5710-300-06	Guidance - Mitchell - In-State Travel	0	90	0	0	0	0.00%
0001-3510-099-24-2710-099-99-520-030-5720-300-06	Guidance - Mitchell - Out-of-State Travel/ Conferences	0	0	0	0	0	0.00%
0001-3510-099-25-2110-099-99-520-030-5710-300-06	Guidance - Newman - In-State Travel	0	0	0	0	0	0.00%
0001-3510-099-25-2710-099-99-520-010-5110-300-01	Guidance - Newman - Salaries	163,889	152,649	161,159	167,789	6,630	4.11%
0001-3510-099-25-2710-099-99-520-030-5510-300-05	Guidance - Newman - Educational Supplies	0	0	0	0	0	0.00%
0001-3510-099-25-2710-099-99-520-030-5710-300-06	Guidance - Newman - In-State Travel	115	566	0	0	0	0.00%
0001-3510-099-25-2710-099-99-520-030-5720-300-06	Guidance - Newman - Out-of-State Travel/ Conferences	198	0	0	0	0	0.00%
0001-3510-099-26-2710-099-99-520-010-5110-300-01	Guidance - High Rock - Salaries	0	0	0	157,918	157,918	100.00%
0001-3510-099-26-2710-099-99-520-010-5146-300-01	Guidance - High Rock - Longevity	0	0	0	0	0	0.00%
0001-3510-099-26-2710-099-99-520-030-5510-300-05	Guidance - High Rock - Educational Supplies	0	0	0	99	99	100.00%

FY10 SCHOOL COMMITTEE OPERATING BUDGET
Needham Public Schools

FISCAL YEAR: 2010

ACCOUNTNO	ACCOUNT DESCRIPTION	FY07 ACTUALS	FY08 ACTUALS	FY09 TM BUDGET	FY10 APPROVED	\$ CHG	% CH
0001-3510-099-26-2710-099-99-520-030-5710-300-06	Guidance - High Rock - In-State Travel	0	0	0	33	33	100.00%
0001-3510-099-26-2710-099-99-520-030-5720-300-06	Guidance - High Rock - Out-of-State Travel/ Conferences	0	0	0	0	0	0.00%
0001-3510-099-30-2710-099-99-520-010-5110-300-01	Guidance - Pollard - Salaries	288,627	324,947	351,341	235,687	-115,654	-32.92%
0001-3510-099-30-2710-099-99-520-010-5146-300-01	Guidance - Pollard - Longevity	0	0	0	0	0	0.00%
0001-3510-099-30-2710-099-99-520-030-5510-300-05	Guidance - Pollard - Educational Supplies	0	0	100	201	101	101.00%
0001-3510-099-30-2710-099-99-520-030-5710-300-06	Guidance - Pollard - In-State Travel	473	985	100	67	-33	-33.00%
0001-3510-099-30-2710-099-99-520-030-5720-300-06	Guidance - Pollard - Out-of-State Travel/ Conferences	370	0	0	0	0	0.00%
0001-3510-099-40-2110-099-99-520-020-5420-300-05	Guidance - NHS - Office Supplies	37	0	0	0	0	0.00%
0001-3510-099-40-2710-099-99-520-010-5110-300-01	Guidance - NHS - Salaries	558,639	647,938	742,262	794,424	52,162	7.03%
0001-3510-099-40-2710-099-99-520-010-5110-300-02	Guidance - NHS - Salaries	35,978	30,797	32,513	33,724	1,211	3.72%
0001-3510-099-40-2710-099-99-520-010-5146-300-01	Guidance - NHS - Longevity	0	4,000	0	2,600	2,600	100.00%
0001-3510-099-40-2710-099-99-520-010-5146-300-02	Guidance - NHS - Longevity	1,300	300	300	300	0	0.00%
0001-3510-099-40-2710-099-99-520-010-5147-300-01	Guidance - NHS - Alt. Longevity	4,000	0	4,000	4,000	0	0.00%
0001-3510-099-40-2710-099-99-520-030-5510-300-05	Guidance - NHS - Educational Supplies	3,522	6,767	9,220	9,220	0	0.00%
0001-3510-099-40-2710-099-99-520-030-5522-300-05	Guidance - NHS - Instructional Equipment	0	0	0	0	0	0.00%
0001-3510-099-40-2710-099-99-520-030-5710-300-06	Guidance - NHS - In-State Travel	803	1,998	250	250	0	0.00%
0001-3510-099-40-2710-099-99-520-030-5720-300-06	Guidance - NHS - Out-of-State Travel/ Conferences	244	73	0	0	0	0.00%
0001-3510-099-40-2710-099-99-520-030-5730-300-06	Guidance - NHS - Dues and Memberships	0	185	0	0	0	0.00%
0001-3510-099-40-2710-099-99-520-030-5780-300-06	Guidance - NHS - All Other Expenses	79	0	0	0	0	0.00%
0001-3510-099-50-2710-099-99-520-010-5110-300-01	Guidance - Preschool - Salaries	(1)	101	0	0	0	0.00%
	TOTALS FOR: 3510	1,570,258	1,710,465	1,844,928	1,982,063	137,135	7.43%
0001-3511-010-10-2800-099-99-520-030-5511-300-05	Psychology - District - Testing Supplies	5,370	5,124	5,266	5,266	0	0.00%
0001-3511-010-21-2800-099-99-520-010-5110-300-01	Psychology - Broadmeadow - Salaries	22,908	34,188	28,305	26,116	-2,189	-8.15%
0001-3511-010-21-2800-099-99-520-030-5710-300-06	Psychology - Broadmeadow - In-State Travel	0	0	0	0	0	0.00%
0001-3511-010-21-2800-099-99-520-030-5720-300-06	Psychology - Broadmeadow - Out-of-State Travel/ Conferences	0	0	0	0	0	0.00%
0001-3511-010-22-2800-099-99-520-010-5110-300-01	Psychology - Eliot - Salaries	19,152	24,029	28,305	26,116	-2,189	-8.15%
0001-3511-010-22-2800-099-99-520-030-5710-300-06	Psychology - Eliot - In-State Travel	0	0	0	0	0	0.00%
0001-3511-010-22-2800-099-99-520-030-5720-300-06	Psychology - Eliot - Out-of-State Travel/ Conferences	0	0	0	0	0	0.00%
0001-3511-010-23-2800-099-99-520-010-5110-300-01	Psychology - Hillside - Salaries	19,916	24,029	28,305	26,116	-2,189	-8.15%
0001-3511-010-23-2800-099-99-520-030-5710-300-06	Psychology - Hillside - In-State Travel	0	0	0	0	0	0.00%
0001-3511-010-23-2800-099-99-520-030-5720-300-06	Psychology - Hillside - Out-of-State Travel/ Conferences	0	0	0	0	0	0.00%
0001-3511-010-24-2800-099-99-520-010-5110-300-01	Psychology - Mitchell - Salaries	19,916	24,029	28,305	26,116	-2,189	-8.15%
0001-3511-010-24-2800-099-99-520-030-5710-300-06	Psychology - Mitchell - In-State Travel	0	0	0	0	0	0.00%
0001-3511-010-24-2800-099-99-520-030-5720-300-06	Psychology - Mitchell - Out-of-State Travel/ Conferences	0	0	0	0	0	0.00%
0001-3511-010-25-2800-099-99-520-010-5110-300-01	Psychology - Newman - Salaries	19,147	24,027	28,305	26,116	-2,189	-8.15%
0001-3511-010-25-2800-099-99-520-030-5710-300-06	Psychology - Newman - In-State Travel	0	0	0	0	0	0.00%
0001-3511-010-25-2800-099-99-520-030-5720-300-06	Psychology - Newman - Out-of-State Travel/ Conferences	0	0	0	0	0	0.00%
0001-3511-010-26-2800-099-99-520-010-5110-300-01	Psychology - High Rock - Salaries	0	0	0	28,978	28,978	0.00%
0001-3511-010-26-2800-099-99-520-030-5710-300-06	Psychology - High Rock - In-State Travel	0	0	0	0	0	0.00%
0001-3511-010-26-2800-099-99-520-030-5720-300-06	Psychology - High Rock - Out-of-State Travel/ Conferences	0	0	0	0	0	0.00%

FY10 SCHOOL COMMITTEE OPERATING BUDGET
Needham Public Schools

FISCAL YEAR: 2010

ACCOUNTNO	ACCOUNT DESCRIPTION	FY07 ACTUALS	FY08 ACTUALS	FY09 TM BUDGET	FY10 APPROVED	\$ CHG	% CH
0001-3511-010-30-2800-099-99-520-010-5110-300-01	Psychology - Pollard - Salaries	75,358	81,346	85,359	58,835	-26,524	-32.61%
0001-3511-010-30-2800-099-99-520-030-5710-300-06	Psychology - Pollard - In-State Travel	0	0	0	0	0	0.00%
0001-3511-010-30-2800-099-99-520-030-5720-300-06	Psychology - Pollard - Out-of-State Travel/ Conferences	0	0	0	0	0	0.00%
0001-3511-010-40-2800-099-99-520-010-5110-300-01	Psychology - NHS - Salaries	49,458	94,475	97,602	104,375	6,773	6.94%
0001-3511-010-40-2800-099-99-520-030-5710-300-06	Psychology - NHS - In-State Travel	0	0	0	0	0	0.00%
0001-3511-010-40-2800-099-99-520-030-5720-300-06	Psychology - NHS - Out-of-State Travel/ Conferences	0	0	0	0	0	0.00%
	TOTALS FOR: 3511	231,224	311,247	329,752	328,034	-1,718	-0.52%
0001-3520-040-10-2357-099-99-520-020-5320-300-04	Health/Nursing: School Health Service - District - Tuition	0	159	0	0	0	0.00%
0001-3520-040-10-2357-099-99-520-030-5780-003-06	Health/Nursing: School Health Service - District - All Other Expenses	0	0	1,000	1,000	0	0.00%
0001-3520-040-10-3200-099-99-520-010-5110-300-01	Health/Nursing: School Health Service - District - Salaries	46,274	46,546	49,786	78,087	28,301	56.85%
0001-3520-040-10-3200-099-99-520-010-5110-300-02	Health/Nursing: School Health Service - District - Salaries	0	0	0	0	0	0.00%
0001-3520-040-10-3200-099-99-520-010-5129-300-03	Health/Nursing: School Health Service - District - Nursing Subs	6,575	8,483	8,384	8,594	210	2.50%
0001-3520-040-10-3200-099-99-520-020-5257-300-04	Health/Nursing: School Health Service - District - Repairs & Maintenance - Equipment	203	100	916	1,469	553	60.37%
0001-3520-040-10-3200-099-99-520-020-5300-300-04	Health/Nursing: School Health Service - District - Professional and Technical	11,000	15,000	14,000	14,500	500	3.57%
0001-3520-040-10-3200-099-99-520-020-5380-300-04	Health/Nursing: School Health Service - District - Other Purchased Services	0	0	0	0	0	0.00%
0001-3520-040-21-3200-099-99-520-010-5110-300-01	Health/Nursing: School Health Service - Broadmeadow - Salaries	53,554	58,003	112,252	80,401	-31,851	-28.37%
0001-3520-040-21-3200-099-99-520-010-5129-300-03	Health/Nursing: School Health Service - Broadmeadow - Nursing Subs	0	0	0	0	0	0.00%
0001-3520-040-21-3200-099-99-520-010-5146-300-01	Health/Nursing: School Health Service - Broadmeadow - Longevity	0	0	0	0	0	0.00%
0001-3520-040-21-3200-099-99-520-020-5257-300-04	Health/Nursing: School Health Service - Broadmeadow - Repairs & Maintenance - Equipment	99	100	100	0	-100	-100.00%
0001-3520-040-21-3200-099-99-520-020-5300-300-04	Health/Nursing: School Health Service - Broadmeadow - Professional and Technical	0	39,690	0	0	0	0.00%
0001-3520-040-21-3200-099-99-520-020-5380-300-04	Health/Nursing: School Health Service - Broadmeadow - Other Purchased Services	196	209	336	336	0	0.00%
0001-3520-040-21-3200-099-99-520-030-5500-300-05	Health/Nursing: School Health Service - Broadmeadow - Medical and Surgical Supplies	751	1,075	751	651	-100	-13.32%
0001-3520-040-21-3200-099-99-520-030-5710-300-06	Health/Nursing: School Health Service - Broadmeadow - In-State Travel	0	0	0	0	0	0.00%
0001-3520-040-21-3200-099-99-520-030-5720-300-06	Health/Nursing: School Health Service - Broadmeadow - Out-of-State Travel/ Conferences	0	0	0	0	0	0.00%
0001-3520-040-22-3200-099-99-520-010-5110-300-01	Health/Nursing: School Health Service - Eliot - Salaries	62,616	69,777	73,229	76,841	3,612	4.93%
0001-3520-040-22-3200-099-99-520-010-5129-300-03	Health/Nursing: School Health Service - Eliot - Nursing Subs	0	0	0	0	0	0.00%
0001-3520-040-22-3200-099-99-520-010-5146-300-01	Health/Nursing: School Health Service - Eliot - Longevity	0	0	0	0	0	0.00%
0001-3520-040-22-3200-099-99-520-020-5257-300-04	Health/Nursing: School Health Service - Eliot - Repairs & Maintenance - Equipment	99	100	100	0	-100	-100.00%
0001-3520-040-22-3200-099-99-520-020-5380-300-04	Health/Nursing: School Health Service - Eliot - Other Purchased Services	98	0	227	227	0	0.00%
0001-3520-040-22-3200-099-99-520-030-5500-300-05	Health/Nursing: School Health Service - Eliot - Medical and Surgical Supplies	508	408	508	444	-64	-12.60%
0001-3520-040-22-3200-099-99-520-030-5710-300-06	Health/Nursing: School Health Service - Eliot - In- State Travel	0	0	0	0	0	0.00%
0001-3520-040-22-3200-099-99-520-030-5720-300-06	Health/Nursing: School Health Service - Eliot - Out-of- State Travel/ Conferences	0	0	0	0	0	0.00%
0001-3520-040-23-3200-099-99-520-010-5110-300-01	Health/Nursing: School Health Service - Hillside - Salaries	69,436	74,353	78,021	80,264	2,243	2.87%
0001-3520-040-23-3200-099-99-520-010-5129-300-03	Health/Nursing: School Health Service - Hillside - Nursing Subs	0	0	0	0	0	0.00%
0001-3520-040-23-3200-099-99-520-010-5146-300-01	Health/Nursing: School Health Service - Hillside - Longevity	0	0	0	0	0	0.00%

FY10 SCHOOL COMMITTEE OPERATING BUDGET
Needham Public Schools

FISCAL YEAR: 2010

ACCOUNTNO	ACCOUNT DESCRIPTION	FY07 ACTUALS	FY08 ACTUALS	FY09 TM BUDGET	FY10 APPROVED	\$ CHG	% CH
0001-3520-040-23-3200-099-99-520-020-5257-300-04	Health/Nursing: School Health Service - Hillside - Repairs & Maintenance - Equipment	0	100	100	0	-100	-100.00%
0001-3520-040-23-3200-099-99-520-020-5380-300-04	Health/Nursing: School Health Service - Hillside - Other Purchased Services	129	134	261	261	0	0.00%
0001-3520-040-23-3200-099-99-520-030-5500-300-05	Health/Nursing: School Health Service - Hillside - Medical and Surgical Supplies	584	535	584	524	-60	-10.27%
0001-3520-040-23-3200-099-99-520-030-5710-300-06	Health/Nursing: School Health Service - Hillside - In-State Travel	0	0	0	0	0	0.00%
0001-3520-040-23-3200-099-99-520-030-5720-300-06	Health/Nursing: School Health Service - Hillside - Out-of-State Travel/ Conferences	0	0	0	0	0	0.00%
0001-3520-040-24-3200-099-99-520-010-5110-300-01	Health/Nursing: School Health Service - Mitchell - Salaries	69,436	74,353	76,188	82,673	6,485	8.51%
0001-3520-040-24-3200-099-99-520-010-5129-300-03	Health/Nursing: School Health Service - Mitchell - Nursing Subs	0	0	0	0	0	0.00%
0001-3520-040-24-3200-099-99-520-010-5146-300-01	Health/Nursing: School Health Service - Mitchell - Longevity	0	1,100	1,100	1,100	0	0.00%
0001-3520-040-24-3200-099-99-520-020-5257-300-04	Health/Nursing: School Health Service - Mitchell - Repairs & Maintenance - Equipment	99	100	100	0	-100	-100.00%
0001-3520-040-24-3200-099-99-520-020-5380-300-04	Health/Nursing: School Health Service - Mitchell - Other Purchased Services	98	98	260	260	0	0.00%
0001-3520-040-24-3200-099-99-520-030-5500-300-05	Health/Nursing: School Health Service - Mitchell - Medical and Surgical Supplies	578	452	581	554	-27	-4.65%
0001-3520-040-24-3200-099-99-520-030-5710-300-06	Health/Nursing: School Health Service - Mitchell - In-State Travel	0	0	0	0	0	0.00%
0001-3520-040-24-3200-099-99-520-030-5720-300-06	Health/Nursing: School Health Service - Mitchell - Out-of-State Travel/ Conferences	0	0	0	0	0	0.00%
0001-3520-040-25-3200-099-99-520-010-5110-300-01	Health/Nursing: School Health Service - Newman - Salaries	36,053	58,644	76,187	80,263	4,076	5.35%
0001-3520-040-25-3200-099-99-520-010-5129-300-03	Health/Nursing: School Health Service - Newman - Nursing Subs	0	0	0	0	0	0.00%
0001-3520-040-25-3200-099-99-520-010-5146-300-01	Health/Nursing: School Health Service - Newman - Longevity	0	0	0	1,100	1,100	100.00%
0001-3520-040-25-3200-099-99-520-020-5257-300-04	Health/Nursing: School Health Service - Newman - Repairs & Maintenance - Equipment	0	200	200	0	-200	-100.00%
0001-3520-040-25-3200-099-99-520-020-5380-300-04	Health/Nursing: School Health Service - Newman - Other Purchased Services	415	196	424	424	0	0.00%
0001-3520-040-25-3200-099-99-520-030-5500-300-05	Health/Nursing: School Health Service - Newman - Medical and Surgical Supplies	938	889	948	884	-64	-6.75%
0001-3520-040-25-3200-099-99-520-030-5710-300-06	Health/Nursing: School Health Service - Newman - In-State Travel	0	0	0	0	0	0.00%
0001-3520-040-25-3200-099-99-520-030-5720-300-06	Health/Nursing: School Health Service - Newman - Out-of-State Travel/ Conferences	0	0	0	0	0	0.00%
0001-3520-040-26-3200-099-99-520-010-5110-300-01	Health/Nursing: School Health Service - High Rock - Salaries	0	0	0	55,000	55,000	100.00%
0001-3520-040-26-3200-099-99-520-010-5129-300-03	Health/Nursing: School Health Service - High Rock - Nursing Subs	0	0	0	0	0	0.00%
0001-3520-040-26-3200-099-99-520-010-5146-300-01	Health/Nursing: School Health Service - High Rock - Longevity	0	0	0	0	0	0.00%
0001-3520-040-26-3200-099-99-520-020-5257-300-04	Health/Nursing: School Health Service - High Rock - Repairs & Maintenance - Equipment	0	0	0	66	66	100.00%
0001-3520-040-26-3200-099-99-520-020-5380-300-04	Health/Nursing: School Health Service - High Rock - Other Purchased Services	0	0	0	229	229	100.00%
0001-3520-040-26-3200-099-99-520-030-5500-300-05	Health/Nursing: School Health Service - High Rock - Medical and Surgical Supplies	0	0	0	512	512	100.00%
0001-3520-040-26-3200-099-99-520-030-5710-300-06	Health/Nursing: School Health Service - High Rock - In-State Travel	0	0	0	0	0	0.00%
0001-3520-040-26-3200-099-99-520-030-5720-300-06	Health/Nursing: School Health Service - High Rock - Out-of-State Travel/ Conferences	0	0	0	0	0	0.00%
0001-3520-040-30-3200-099-99-520-010-5110-300-01	Health/Nursing: School Health Service - Pollard - Salaries	61,988	91,376	82,018	20,899	-61,119	-74.52%
0001-3520-040-30-3200-099-99-520-010-5129-300-03	Health/Nursing: School Health Service - Pollard - Nursing Subs	0	0	0	0	0	0.00%
0001-3520-040-30-3200-099-99-520-010-5146-300-01	Health/Nursing: School Health Service - Pollard - Longevity	0	0	0	0	0	0.00%
0001-3520-040-30-3200-099-99-520-020-5257-300-04	Health/Nursing: School Health Service - Pollard - Repairs & Maintenance - Equipment	0	200	200	134	-66	-33.00%
0001-3520-040-30-3200-099-99-520-020-5380-300-04	Health/Nursing: School Health Service - Pollard - Other Purchased Services	81	425	693	465	-228	-32.90%

FY10 SCHOOL COMMITTEE OPERATING BUDGET
Needham Public Schools

FISCAL YEAR: 2010

ACCOUNTNO	ACCOUNT DESCRIPTION	FY07 ACTUALS	FY08 ACTUALS	FY09 TM BUDGET	FY10 APPROVED	\$ CHG	% CH
0001-3520-040-30-3200-099-99-520-030-5500-300-05	Health/Nursing; School Health Service - Pollard - Medical and Surgical Supplies	1,472	1,325	1,552	1,040	-512	-32.99%
0001-3520-040-30-3200-099-99-520-030-5710-300-06	Health/Nursing; School Health Service - Pollard - In-State Travel	0	0	0	0	0	0.00%
0001-3520-040-30-3200-099-99-520-030-5720-300-06	Health/Nursing; School Health Service - Pollard - Out-of-State Travel/ Conferences	0	0	0	0	0	0.00%
0001-3520-040-40-3200-099-99-520-010-5110-300-01	Health/Nursing; School Health Service - NHS - Salaries	0	89,680	68,525	64,009	-4,516	-6.59%
0001-3520-040-40-3200-099-99-520-010-5129-300-03	Health/Nursing; School Health Service - NHS - Nursing Subs	0	0	0	0	0	0.00%
0001-3520-040-40-3200-099-99-520-010-5146-300-01	Health/Nursing; School Health Service - NHS - Longevity	88,057	0	0	0	0	0.00%
0001-3520-040-40-3200-099-99-520-020-5257-300-04	Health/Nursing; School Health Service - NHS - Repairs & Maintenance - Equipment	208	300	300	0	-300	-100.00%
0001-3520-040-40-3200-099-99-520-020-5380-300-04	Health/Nursing; School Health Service - NHS - Other Purchased Services	98	403	884	884	0	0.00%
0001-3520-040-40-3200-099-99-520-030-5500-300-05	Health/Nursing; School Health Service - NHS - Medical and Surgical Supplies	1,116	1,419	944	1,605	661	70.02%
0001-3520-040-40-3200-099-99-520-030-5710-300-06	Health/Nursing; School Health Service - NHS - In-State Travel	0	0	0	0	0	0.00%
0001-3520-040-40-3200-099-99-520-030-5720-300-06	Health/Nursing; School Health Service - NHS - Out-of-State Travel/ Conferences	0	0	0	0	0	0.00%
	TOTALS FOR: 3520	512,760	635,932	651,659	655,700	4,041	0.62%
0001-3530-010-10-2110-099-99-520-010-5110-300-01	Special Education - District - Salaries	284,379	303,847	307,838	315,921	8,083	2.63%
0001-3530-010-10-2110-099-99-520-010-5110-300-02	Special Education - District - Salaries	27,463	28,010	28,711	28,912	201	0.70%
0001-3530-010-10-2110-099-99-520-010-5146-300-01	Special Education - District - Longevity	1,079	0	0	0	0	0.00%
0001-3530-010-10-2110-099-99-520-010-5146-300-02	Special Education - District - Longevity	150	150	150	150	0	0.00%
0001-3530-010-10-2110-099-99-520-010-5147-300-01	Special Education - District - Alt. Longevity	0	0	0	0	0	0.00%
0001-3530-010-10-2110-099-99-520-020-5380-300-04	Special Education - District - Other Purchased Services	0	0	0	0	0	0.00%
0001-3530-010-10-2110-099-99-520-030-5420-300-05	Special Education - District - Office Supplies	0	0	0	0	0	0.00%
0001-3530-010-10-2110-099-99-520-030-5780-300-06	Special Education - District - All Other Expenses	0	0	0	0	0	0.00%
0001-3530-010-10-2320-099-99-520-010-5110-300-01	Special Education - District - Salaries	212,380	272,573	284,835	404,565	119,730	42.03%
0001-3530-010-10-2320-099-99-520-020-5300-300-04	Special Education - District - Professional and Technical	176,806	214,274	418,035	303,512	-114,523	-27.40%
0001-3530-010-10-2330-099-99-520-010-5110-300-03	Special Education - District - Salaries	87,708	116,032	136,532	108,051	-28,481	-20.86%
0001-3530-010-10-2330-099-99-520-010-5146-300-03	Special Education - District - Longevity	0	150	150	150	0	0.00%
0001-3530-010-10-2357-035-99-520-030-5780-003-06	Special Education - District - All Other Expenses	0	0	3,000	3,000	0	0.00%
0001-3530-010-10-2357-099-99-520-020-5320-300-04	Special Education - District - Tuition	0	1,958	0	0	0	0.00%
0001-3530-010-10-2357-099-99-520-030-5710-300-06	Special Education - District - In-State Travel	1,439	4,347	0	0	0	0.00%
0001-3530-010-10-2357-099-99-520-030-5720-300-06	Special Education - District - Out-of-State Travel/ Conferences	1,000	350	1,500	1,500	0	0.00%
0001-3530-010-10-2420-099-99-520-030-5522-300-05	Special Education - District - Instructional Equipment	10,131	9,108	5,192	5,192	0	0.00%
0001-3530-010-10-2440-099-99-520-030-5710-300-06	Special Education - District - In-State Travel	0	322	1,200	1,200	0	0.00%
0001-3530-010-10-2440-099-99-520-030-5720-300-06	Special Education - District - Out-of-State Travel/ Conferences	0	0	0	0	0	0.00%
0001-3530-010-10-2440-099-99-520-030-5780-300-06	Special Education - District - All Other Expenses	0	0	0	0	0	0.00%
0001-3530-010-10-2451-099-99-520-030-5522-300-05	Special Education - District - Instructional Equipment	2,791	495	2,763	2,763	0	0.00%
0001-3530-010-10-2455-099-99-520-030-5524-300-05	Special Education - District - Instructional Software	667	2,456	1,105	1,105	0	0.00%
0001-3530-010-21-2310-099-99-520-010-5110-300-01	Special Education - Broadmeadow - Salaries	316,023	335,551	294,813	308,196	13,383	4.54%
0001-3530-010-21-2310-099-99-520-010-5146-300-01	Special Education - Broadmeadow - Longevity	0	0	0	0	0	0.00%
0001-3530-010-21-2310-099-99-520-010-5147-300-01	Special Education - Broadmeadow - Alt. Longevity	0	0	0	0	0	0.00%
0001-3530-010-21-2315-099-99-520-010-5110-300-01	Special Education - Broadmeadow - Salaries	37,743	41,885	41,978	42,462	484	1.15%

FY10 SCHOOL COMMITTEE OPERATING BUDGET
Needham Public Schools

FISCAL YEAR: 2010

ACCOUNTNO	ACCOUNT DESCRIPTION	FY07 ACTUALS	FY08 ACTUALS	FY09 TM BUDGET	FY10 APPROVED	\$ CHG	% CH
0001-3530-010-21-2330-099-99-520-010-5110-300-03	Special Education - Broadmeadow - Salaries	204,578	244,449	192,904	230,294	37,390	19.38%
0001-3530-010-21-2330-099-99-520-010-5146-300-03	Special Education - Broadmeadow - Longevity	150	300	300	0	-300	-100.00%
0001-3530-010-21-2415-099-99-520-030-5512-300-05	Special Education - Broadmeadow - Instr. Mat/Clstrm Lib & Ref - Teaching Aids	333	1,450	1,051	1,051	0	0.00%
0001-3530-010-21-2420-099-99-520-020-5257-300-04	Special Education - Broadmeadow - Repairs & Maintenance - Equipment	0	0	0	0	0	0.00%
0001-3530-010-21-2420-099-99-520-030-5522-300-05	Special Education - Broadmeadow - Instructional Equipment	0	0	0	0	0	0.00%
0001-3530-010-21-2430-099-99-520-030-5510-300-05	Special Education - Broadmeadow - Educational Supplies	1,043	374	1,314	1,314	0	0.00%
0001-3530-010-21-2440-099-99-520-020-5380-300-04	Special Education - Broadmeadow - Other Purchased Services	0	0	0	0	0	0.00%
0001-3530-010-21-2440-099-99-520-030-5780-300-06	Special Education - Broadmeadow - All Other Expenses	0	0	0	0	0	0.00%
0001-3530-010-21-2720-099-99-520-030-5511-300-05	Special Education - Broadmeadow - Testing Supplies	0	300	263	263	0	0.00%
0001-3530-010-22-2310-099-99-520-010-5110-300-01	Special Education - Eliot - Salaries	286,647	275,600	294,369	303,029	8,660	2.94%
0001-3530-010-22-2310-099-99-520-010-5146-300-01	Special Education - Eliot - Longevity	0	0	0	0	0	0.00%
0001-3530-010-22-2310-099-99-520-010-5147-300-01	Special Education - Eliot - Alt. Longevity	0	0	0	0	0	0.00%
0001-3530-010-22-2315-099-99-520-010-5110-300-01	Special Education - Eliot - Salaries	16,642	15,317	16,073	24,802	8,729	54.31%
0001-3530-010-22-2330-099-99-520-010-5110-300-03	Special Education - Eliot - Salaries	179,250	180,104	196,137	270,387	74,250	37.86%
0001-3530-010-22-2330-099-99-520-010-5146-300-03	Special Education - Eliot - Longevity	1,100	1,650	1,350	1,950	600	44.44%
0001-3530-010-22-2415-099-99-520-030-5512-300-05	Special Education - Eliot - Instr. Mat/Clstrm Lib & Ref - Teaching Aids	830	1,059	927	927	0	0.00%
0001-3530-010-22-2420-099-99-520-020-5257-300-04	Special Education - Eliot - Repairs & Maintenance - Equipment	0	0	0	0	0	0.00%
0001-3530-010-22-2420-099-99-520-030-5522-300-05	Special Education - Eliot - Instructional Equipment	0	0	1,700	1,700	0	0.00%
0001-3530-010-22-2430-099-99-520-030-5510-300-05	Special Education - Eliot - Educational Supplies	395	1,352	1,160	1,160	0	0.00%
0001-3530-010-22-2440-099-99-520-020-5380-300-04	Special Education - Eliot - Other Purchased Services	0	0	0	0	0	0.00%
0001-3530-010-22-2440-099-99-520-030-5780-300-06	Special Education - Eliot - All Other Expenses	0	0	0	0	0	0.00%
0001-3530-010-22-2720-099-99-520-030-5511-300-05	Special Education - Eliot - Testing Supplies	2,482	240	232	232	0	0.00%
0001-3530-010-23-2310-099-99-520-010-5110-300-01	Special Education - Hillside - Salaries	163,065	183,042	175,809	219,785	43,976	25.01%
0001-3530-010-23-2310-099-99-520-010-5146-300-01	Special Education - Hillside - Longevity	0	0	0	0	0	0.00%
0001-3530-010-23-2310-099-99-520-010-5147-300-01	Special Education - Hillside - Alt. Longevity	0	0	0	0	0	0.00%
0001-3530-010-23-2315-099-99-520-010-5110-300-01	Special Education - Hillside - Salaries	22,960	22,976	24,108	24,801	693	2.87%
0001-3530-010-23-2330-099-99-520-010-5110-300-03	Special Education - Hillside - Salaries	226,157	262,765	295,791	339,236	43,445	14.69%
0001-3530-010-23-2330-099-99-520-010-5146-300-03	Special Education - Hillside - Longevity	2,100	1,800	2,150	2,175	25	1.16%
0001-3530-010-23-2415-099-99-520-030-5512-300-05	Special Education - Hillside - Instr. Mat/Clstrm Lib & Ref - Teaching Aids	0	1,183	1,007	1,007	0	0.00%
0001-3530-010-23-2420-099-99-520-020-5257-300-04	Special Education - Hillside - Repairs & Maintenance - Equipment	0	0	0	0	0	0.00%
0001-3530-010-23-2420-099-99-520-030-5522-300-05	Special Education - Hillside - Instructional Equipment	0	0	0	0	0	0.00%
0001-3530-010-23-2430-099-99-520-030-5510-300-05	Special Education - Hillside - Educational Supplies	949	469	1,258	1,258	0	0.00%
0001-3530-010-23-2440-099-99-520-020-5380-300-04	Special Education - Hillside - Other Purchased Services	0	0	0	0	0	0.00%
0001-3530-010-23-2440-099-99-520-030-5780-300-06	Special Education - Hillside - All Other Expenses	0	0	0	0	0	0.00%
0001-3530-010-23-2720-099-99-520-030-5511-300-05	Special Education - Hillside - Testing Supplies	13	99	252	252	0	0.00%
0001-3530-010-24-2310-099-99-520-010-5110-300-01	Special Education - Mitchell - Salaries	221,015	213,201	225,722	219,111	-6,611	-2.93%
0001-3530-010-24-2310-099-99-520-010-5146-300-01	Special Education - Mitchell - Longevity	1,100	1,100	1,100	0	-1,100	-100.00%
0001-3530-010-24-2310-099-99-520-010-5147-300-01	Special Education - Mitchell - Alt. Longevity	0	0	0	0	0	0.00%
0001-3530-010-24-2315-099-99-520-010-5110-300-01	Special Education - Mitchell - Salaries	37,029	41,885	41,978	33,069	-8,909	-21.22%

FY10 SCHOOL COMMITTEE OPERATING BUDGET
Needham Public Schools

FISCAL YEAR: 2010

ACCOUNTNO	ACCOUNT DESCRIPTION	FY07 ACTUALS	FY08 ACTUALS	FY09 TM BUDGET	FY10 APPROVED	\$ CHG	% CH
0001-3530-010-24-2330-099-99-520-010-5110-300-03	Special Education - Mitchell - Salaries	206,121	198,110	197,212	177,483	-19,729	-10.00%
0001-3530-010-24-2330-099-99-520-010-5146-300-03	Special Education - Mitchell - Longevity	2,300	2,300	2,300	1,300	-1,000	-43.48%
0001-3530-010-24-2415-099-99-520-030-5512-300-05	Special Education - Mitchell - Instr. Mat/Clsrm Lib & Ref - Teaching Aids	779	1,029	875	875	0	0.00%
0001-3530-010-24-2420-099-99-520-020-5257-300-04	Special Education - Mitchell - Repairs & Maintenance - Equipment	0	0	0	0	0	0.00%
0001-3530-010-24-2420-099-99-520-030-5522-300-05	Special Education - Mitchell - Instructional Equipment	0	0	0	0	0	0.00%
0001-3530-010-24-2430-099-99-520-030-5510-300-05	Special Education - Mitchell - Educational Supplies	814	1,004	1,094	1,094	0	0.00%
0001-3530-010-24-2440-099-99-520-020-5380-300-04	Special Education - Mitchell - Other Purchased Services	0	0	0	0	0	0.00%
0001-3530-010-24-2440-099-99-520-030-5780-300-06	Special Education - Mitchell - All Other Expenses	0	0	0	0	0	0.00%
0001-3530-010-24-2720-099-99-520-030-5511-300-05	Special Education - Mitchell - Testing Supplies	166	248	221	221	0	0.00%
0001-3530-010-25-2310-099-99-520-010-5110-300-01	Special Education - Newman - Salaries	367,909	408,199	427,076	482,156	55,080	12.90%
0001-3530-010-25-2310-099-99-520-010-5146-300-01	Special Education - Newman - Longevity	0	0	0	0	0	0.00%
0001-3530-010-25-2310-099-99-520-010-5147-300-01	Special Education - Newman - Alt. Longevity	0	0	0	0	0	0.00%
0001-3530-010-25-2315-099-99-520-010-5110-300-01	Special Education - Newman - Salaries	39,702	39,335	41,275	42,462	1,187	2.88%
0001-3530-010-25-2330-099-99-520-010-5110-300-03	Special Education - Newman - Salaries	328,242	429,820	456,130	469,429	13,299	2.92%
0001-3530-010-25-2330-099-99-520-010-5146-300-03	Special Education - Newman - Longevity	1,100	1,100	1,700	1,500	-200	-11.76%
0001-3530-010-25-2357-090-99-520-020-5320-300-04	Special Education - Newman - Tuition	0	0	0	0	0	0.00%
0001-3530-010-25-2415-099-99-520-030-5512-300-05	Special Education - Newman - Instr. Mat/Clsrm Lib & Ref - Teaching Aids	1,617	896	1,556	1,556	0	0.00%
0001-3530-010-25-2420-099-99-520-020-5257-300-04	Special Education - Newman - Repairs & Maintenance - Equipment	0	0	0	0	0	0.00%
0001-3530-010-25-2420-099-99-520-030-5522-300-05	Special Education - Newman - Instructional Equipment	0	0	0	0	0	0.00%
0001-3530-010-25-2430-099-99-520-030-5510-300-05	Special Education - Newman - Educational Supplies	606	2,434	1,938	1,938	0	0.00%
0001-3530-010-25-2440-099-99-520-020-5380-300-04	Special Education - Newman - Other Purchased Services	0	170	0	0	0	0.00%
0001-3530-010-25-2440-099-99-520-030-5780-300-06	Special Education - Newman - All Other Expenses	0	0	0	0	0	0.00%
0001-3530-010-25-2720-099-99-520-030-5511-300-05	Special Education - Newman - Testing Supplies	308	437	388	388	0	0.00%
0001-3530-010-26-2310-099-99-520-010-5110-300-01	Special Education - High Rock - Salaries	0	0	0	395,484	395,484	100.00%
0001-3530-010-26-2310-099-99-520-010-5146-300-01	Special Education - High Rock - Longevity	0	0	0	0	0	0.00%
0001-3530-010-26-2310-099-99-520-010-5147-300-01	Special Education - High Rock - Alt. Longevity	0	0	0	0	0	0.00%
0001-3530-010-26-2315-099-99-520-010-5110-300-01	Special Education - High Rock - Salaries	0	0	0	36,079	36,079	100.00%
0001-3530-010-26-2315-099-99-520-010-5147-300-01	Special Education - High Rock - Alt. Longevity	0	0	0	0	0	0.00%
0001-3530-010-26-2330-099-99-520-010-5110-300-03	Special Education - High Rock - Salaries	0	0	0	227,614	227,614	100.00%
0001-3530-010-26-2330-099-99-520-010-5146-300-03	Special Education - High Rock - Longevity	0	0	0	864	864	100.00%
0001-3530-010-26-2410-099-99-520-030-5517-300-05	Special Education - High Rock - Textbooks/ Workbooks	0	0	0	112	112	100.00%
0001-3530-010-26-2415-099-99-520-030-5512-300-05	Special Education - High Rock - Instr. Mat/Clsrm Lib & Ref - Teaching Aids	0	0	0	1,021	1,021	100.00%
0001-3530-010-26-2420-099-99-520-020-5257-300-04	Special Education - High Rock - Repairs & Maintenance - Equipment	0	0	0	0	0	0.00%
0001-3530-010-26-2420-099-99-520-030-5522-300-05	Special Education - High Rock - Instructional Equipment	0	0	0	0	0	0.00%
0001-3530-010-26-2430-099-99-520-030-5510-300-05	Special Education - High Rock - Educational Supplies	0	0	0	584	584	100.00%
0001-3530-010-26-2440-099-99-520-020-5380-300-04	Special Education - High Rock - Other Purchased Services	0	0	0	0	0	0.00%
0001-3530-010-26-2440-099-99-520-030-5780-300-06	Special Education - High Rock - All Other Expenses	0	0	0	0	0	0.00%
0001-3530-010-26-2720-099-99-520-030-5511-300-05	Special Education - High Rock - Testing Supplies	0	0	0	146	146	100.00%

FY10 SCHOOL COMMITTEE OPERATING BUDGET
Needham Public Schools

FISCAL YEAR: 2010

ACCOUNTNO	ACCOUNT DESCRIPTION	FY07 ACTUALS	FY08 ACTUALS	FY09 TM BUDGET	FY10 APPROVED	\$ CHG	% CH
0001-3530-010-30-2310-099-99-520-010-5110-300-01	Special Education - Pollard - Salaries	776,737	766,203	842,790	607,407	-235,383	-27.93%
0001-3530-010-30-2310-099-99-520-010-5146-300-01	Special Education - Pollard - Longevity	0	4,000	0	0	0	0.00%
0001-3530-010-30-2310-099-99-520-010-5147-300-01	Special Education - Pollard - Alt. Longevity	15,631	0	0	0	0	0.00%
0001-3530-010-30-2315-099-99-520-010-5110-300-01	Special Education - Pollard - Salaries	36,024	38,221	6,746	-1	-6,747	-100.01%
0001-3530-010-30-2315-099-99-520-010-5147-300-01	Special Education - Pollard - Alt. Longevity	369	0	0	0	0	0.00%
0001-3530-010-30-2330-099-99-520-010-5110-300-03	Special Education - Pollard - Salaries	483,211	473,551	509,552	289,366	-220,186	-43.21%
0001-3530-010-30-2330-099-99-520-010-5146-300-03	Special Education - Pollard - Longevity	2,700	2,900	3,000	2,236	-764	-25.47%
0001-3530-010-30-2410-099-99-520-030-5517-300-05	Special Education - Pollard - Textbooks/ Workbooks	281	355	340	228	-112	-32.94%
0001-3530-010-30-2415-099-99-520-030-5512-300-05	Special Education - Pollard - Instr. Mat/Clsrm Lib & Ref - Teaching Aids	1,824	6,044	3,093	2,072	-1,021	-33.01%
0001-3530-010-30-2420-099-99-520-020-5257-300-04	Special Education - Pollard - Repairs & Maintenance - Equipment	0	0	0	0	0	0.00%
0001-3530-010-30-2420-099-99-520-030-5522-300-05	Special Education - Pollard - Instructional Equipment	0	0	0	0	0	0.00%
0001-3530-010-30-2430-099-99-520-030-5510-300-05	Special Education - Pollard - Educational Supplies	666	942	884	1,184	300	33.94%
0001-3530-010-30-2440-099-99-520-020-5380-300-04	Special Education - Pollard - Other Purchased Services	0	0	0	0	0	0.00%
0001-3530-010-30-2440-099-99-520-030-5780-300-06	Special Education - Pollard - All Other Expenses	0	0	0	0	0	0.00%
0001-3530-010-30-2720-099-99-520-030-5511-300-05	Special Education - Pollard - Testing Supplies	385	492	442	296	-146	-33.03%
0001-3530-010-40-2310-099-99-520-010-5110-300-01	Special Education - NHS - Salaries	551,127	588,927	674,755	821,796	147,041	21.79%
0001-3530-010-40-2310-099-99-520-010-5147-300-01	Special Education - NHS - Alt. Longevity	0	0	0	0	0	0.00%
0001-3530-010-40-2315-099-99-520-010-5110-300-01	Special Education - NHS - Salaries	27,665	33,421	32,351	34,698	2,347	7.25%
0001-3530-010-40-2330-099-99-520-010-5110-300-03	Special Education - NHS - Salaries	327,533	333,992	358,665	355,247	-3,418	?
0001-3530-010-40-2330-099-99-520-010-5146-300-03	Special Education - NHS - Longevity	800	800	800	800	0	0.00%
0001-3530-010-40-2410-099-99-520-030-5517-300-05	Special Education - NHS - Textbooks/ Workbooks	0	0	0	0	0	0.00%
0001-3530-010-40-2415-099-99-520-030-5512-300-05	Special Education - NHS - Instr. Mat/Clsrm Lib & Ref - Teaching Aids	0	0	0	0	0	0.00%
0001-3530-010-40-2420-099-99-520-020-5257-300-04	Special Education - NHS - Repairs & Maintenance - Equipment	0	0	0	0	0	0.00%
0001-3530-010-40-2420-099-99-520-030-5522-300-05	Special Education - NHS - Instructional Equipment	0	0	0	0	0	0.00%
0001-3530-010-40-2430-099-99-520-030-5510-300-03	Special Education - NHS - Salaries	0	0	0	0	0	0.00%
0001-3530-010-40-2430-099-99-520-030-5510-300-05	Special Education - NHS - Educational Supplies	1,814	3,183	3,251	3,251	0	0.00%
0001-3530-010-40-2440-099-99-520-020-5380-300-04	Special Education - NHS - Other Purchased Services	0	150	0	0	0	0.00%
0001-3530-010-40-2440-099-99-520-030-5780-300-06	Special Education - NHS - All Other Expenses	0	0	0	0	0	0.00%
0001-3530-010-40-2451-040-99-520-030-5525-300-03	Special Education - NHS - Instructional Technology	0	0	572	572	0	0.00%
0001-3530-010-40-2720-099-99-520-030-5511-300-05	Special Education - NHS - Testing Supplies	0	206	306	306	0	0.00%
0001-3530-010-50-2310-099-99-520-010-5110-300-01	Special Education - Preschool - Salaries	428,374	437,891	566,452	515,768	-50,684	-8.95%
0001-3530-010-50-2310-099-99-520-010-5146-300-01	Special Education - Preschool - Longevity	0	660	1,100	1,100	0	0.00%
0001-3530-010-50-2310-099-99-520-010-5147-300-01	Special Education - Preschool - Alt. Longevity	0	0	0	0	0	0.00%
0001-3530-010-50-2315-099-99-520-010-5110-300-01	Special Education - Preschool - Salaries	0	0	0	92,830	92,830	100.00%
0001-3530-010-50-2330-099-99-520-010-5110-300-03	Special Education - Preschool - Salaries	23,350	23,371	119,942	98,247	-21,695	-18.09%
0001-3530-010-50-2330-099-99-520-010-5146-300-03	Special Education - Preschool - Longevity	250	650	0	300	300	100.00%
0001-3530-010-50-2415-099-99-520-030-5512-300-05	Special Education - Preschool - Instr. Mat/Clsrm Lib & Ref - Teaching Aids	585	2,307	1,792	1,792	0	0.00%
0001-3530-010-50-2420-099-99-520-030-5522-300-05	Special Education - Preschool - Instructional Equipment	0	0	0	0	0	0.00%
0001-3530-010-50-2430-099-99-520-030-5510-300-05	Special Education - Preschool - Educational Supplies	5,081	2,867	2,453	2,453	0	0.00%

FY10 SCHOOL COMMITTEE OPERATING BUDGET
Needham Public Schools

FISCAL YEAR: 2010

ACCOUNTNO	ACCOUNT DESCRIPTION	FY07 ACTUALS	FY08 ACTUALS	FY09 TM BUDGET	FY10 APPROVED	\$ CHG	% CH
0001-3530-010-50-2440-099-99-520-020-5380-300-04	Special Education - Preschool - Other Purchased Services	440	0	0	0	0	0.00%
0001-3530-010-50-2440-099-99-520-030-5780-300-06	Special Education - Preschool - All Other Expenses	2,763	0	0	0	0	0.00%
0001-3530-010-50-2451-040-99-520-030-5525-300-05	Special Education - Preschool - Instructional Technology	0	0	750	750	0	0.00%
0001-3530-010-50-2720-099-99-520-030-5511-300-05	Special Education - Preschool - Testing Supplies	282	527	527	527	0	0.00%
0001-3530-040-99-7300-099-99-520-200-5870-300-99	Special Education - Unassigned - Replacement Equipment (Over \$5000)	0	0	0	0	0	0.00%
	TOTALS FOR: 3530	6,165,150	6,588,965	7,267,085	7,880,013	612,928	8.43%
0001-3531-010-99-9100-099-99-520-020-5320-300-99	Special Education Out-of-District Tuitions - Unassigned - Tuition	112,545	89,128	169,232	152,828	-16,404	-9.69%
0001-3531-010-99-9120-099-99-520-020-5320-300-99	Special Education Out-of-District Tuitions - Unassigned - Tuition	0	0	0	0	0	0.00%
0001-3531-010-99-9200-099-99-520-020-5320-300-99	Special Education Out-of-District Tuitions - Unassigned - Tuition	417,174	279,538	928,725	386,430	-542,295	-58.39%
0001-3531-010-99-9300-099-99-520-020-5320-300-99	Special Education Out-of-District Tuitions - Unassigned - Tuition	807,411	2,089,466	1,270,923	1,985,372	714,449	56.21%
0001-3531-010-99-9400-099-99-520-020-5320-300-99	Special Education Out-of-District Tuitions - Unassigned - Tuition	409,271	231,170	176,904	85,683	-91,221	-51.57%
	TOTALS FOR: 3531	1,746,401	2,689,303	2,545,784	2,610,313	64,529	2.53%
0001-3540-005-99-9100-065-99-520-020-5320-300-99	Vocational Education - Unassigned - Tuition	0	0	0	0	0	0.00%
	TOTALS FOR: 3540	0	0	0	0	0	0.00%
0001-3550-005-10-2310-081-99-520-010-5110-300-01	ELL - District - Salaries	0	0	30,473	78,376	47,903	157.20%
0001-3550-005-10-2330-081-99-520-010-5110-300-03	ELL - District - Salaries	0	21,783	0	0	0	0.00%
0001-3550-005-21-2310-081-99-520-010-5110-300-01	ELL - Broadmeadow - Salaries	0	0	0	0	0	0.00%
0001-3550-005-21-2310-081-99-520-010-5146-300-01	ELL - Broadmeadow - Longevity	0	0	0	0	0	0.00%
0001-3550-005-21-2330-081-99-520-010-5110-300-03	ELL - Broadmeadow - Salaries	887	5,414	6,870	5,626	-1,244	-18.11%
0001-3550-005-21-2357-081-99-520-030-5710-300-06	ELL - Broadmeadow - In-State Travel	0	0	150	150	0	0.00%
0001-3550-005-21-2357-081-99-520-030-5720-300-06	ELL - Broadmeadow - Out-of-State Travel/ Conferences	0	0	0	0	0	0.00%
0001-3550-005-21-2410-081-99-520-030-5517-300-05	ELL - Broadmeadow - Textbooks/ Workbooks	0	0	0	0	0	0.00%
0001-3550-005-21-2430-081-99-520-030-5510-300-05	ELL - Broadmeadow - Educational Supplies	39	0	250	250	0	0.00%
0001-3550-005-22-2310-081-99-520-010-5110-300-01	ELL - Eliot - Salaries	0	0	0	0	0	0.00%
0001-3550-005-22-2310-081-99-520-010-5146-300-01	ELL - Eliot - Longevity	0	0	0	0	0	0.00%
0001-3550-005-22-2330-081-99-520-010-5110-300-03	ELL - Eliot - Salaries	16,019	16,621	20,620	16,877	-3,743	-18.15%
0001-3550-005-22-2357-081-99-520-030-5710-300-06	ELL - Eliot - In-State Travel	0	0	150	150	0	0.00%
0001-3550-005-22-2357-081-99-520-030-5720-300-06	ELL - Eliot - Out-of-State Travel/ Conferences	0	0	0	0	0	0.00%
0001-3550-005-22-2410-081-99-520-030-5517-300-05	ELL - Eliot - Textbooks/ Workbooks	0	0	0	0	0	0.00%
0001-3550-005-22-2430-081-99-520-030-5510-300-05	ELL - Eliot - Educational Supplies	64	0	250	250	0	0.00%
0001-3550-005-23-2310-081-99-520-010-5110-300-01	ELL - Hillside - Salaries	0	0	0	0	0	0.00%
0001-3550-005-23-2310-081-99-520-010-5146-300-01	ELL - Hillside - Longevity	0	0	0	0	0	0.00%
0001-3550-005-23-2330-081-99-520-010-5110-300-03	ELL - Hillside - Salaries	16,187	24,874	27,489	22,501	-4,988	-18.15%
0001-3550-005-23-2357-081-99-520-030-5710-300-06	ELL - Hillside - In-State Travel	0	0	150	150	0	0.00%
0001-3550-005-23-2357-081-99-520-030-5720-300-06	ELL - Hillside - Out-of-State Travel/ Conferences	0	0	0	0	0	0.00%
0001-3550-005-23-2410-081-99-520-030-5517-300-05	ELL - Hillside - Textbooks/ Workbooks	0	0	0	0	0	0.00%
0001-3550-005-23-2430-081-99-520-030-5510-300-05	ELL - Hillside - Educational Supplies	86	0	250	250	0	0.00%
0001-3550-005-24-2310-081-99-520-010-5110-300-01	ELL - Mitchell - Salaries	0	12,951	0	0	0	0.00%
0001-3550-005-24-2310-081-99-520-010-5146-300-01	ELL - Mitchell - Longevity	0	0	0	0	0	0.00%
0001-3550-005-24-2330-081-99-520-010-5110-300-03	ELL - Mitchell - Salaries	10,368	0	7,489	5,620	-1,869	-24.96%

FY10 SCHOOL COMMITTEE OPERATING BUDGET
Needham Public Schools

FISCAL YEAR: 2010

ACCOUNTING	ACCOUNT DESCRIPTION	FY07 ACTUALS	FY08 ACTUALS	FY09 TM BUDGET	FY10 APPROVED	\$ CHG	% CH
0001-3550-005-24-2357-081-99-520-030-5710-300-06	ELL - Mitchell - In-State Travel	0	0	150	150	0	0.00%
0001-3550-005-24-2357-081-99-520-030-5720-300-06	ELL - Mitchell - Out-of-State Travel/ Conferences	0	0	0	0	0	0.00%
0001-3550-005-24-2410-081-99-520-030-5517-300-05	ELL - Mitchell - Textbooks/ Workbooks	0	0	0	0	0	0.00%
0001-3550-005-24-2430-081-99-520-030-5510-300-05	ELL - Mitchell - Educational Supplies	0	53	250	250	0	0.00%
0001-3550-005-25-2310-081-99-520-010-5110-300-01	ELL - Newman - Salaries	0	9,368	0	0	0	0.00%
0001-3550-005-25-2310-081-99-520-010-5146-300-01	ELL - Newman - Longevity	0	0	0	0	0	0.00%
0001-3550-005-25-2330-081-99-520-010-5110-300-03	ELL - Newman - Salaries	9,117	0	7,489	5,653	-1,836	-24.52%
0001-3550-005-25-2357-081-99-520-030-5710-300-06	ELL - Newman - In-State Travel	106	0	150	150	0	0.00%
0001-3550-005-25-2357-081-99-520-030-5720-300-06	ELL - Newman - Out-of-State Travel/ Conferences	0	0	0	0	0	0.00%
0001-3550-005-25-2410-081-99-520-030-5517-300-05	ELL - Newman - Textbooks/ Workbooks	0	0	0	0	0	0.00%
0001-3550-005-25-2430-081-99-520-030-5510-300-05	ELL - Newman - Educational Supplies	0	76	250	250	0	0.00%
0001-3550-005-26-2310-081-99-520-010-5110-300-01	ELL - High Rock - Salaries	0	0	0	0	0	0.00%
0001-3550-005-26-2310-081-99-520-010-5146-300-01	ELL - High Rock - Longevity	0	0	0	0	0	0.00%
0001-3550-005-26-2330-081-99-520-010-5110-300-03	ELL - High Rock - Salaries	0	0	0	0	0	0.00%
0001-3550-005-26-2357-081-99-520-030-5710-300-06	ELL - High Rock - In-State Travel	0	0	0	50	50	100.00%
0001-3550-005-26-2357-081-99-520-030-5720-300-06	ELL - High Rock - Out-of-State Travel/ Conferences	0	0	0	0	0	0.00%
0001-3550-005-26-2410-081-99-520-030-5517-300-05	ELL - High Rock - Textbooks/ Workbooks	0	0	0	0	0	0.00%
0001-3550-005-26-2430-081-99-520-030-5510-300-05	ELL - High Rock - Educational Supplies	0	0	0	83	83	100.00%
0001-3550-005-30-2310-081-99-520-010-5110-300-01	ELL - Pollard - Salaries	0	9,128	0	0	0	0.00%
0001-3550-005-30-2310-081-99-520-010-5146-300-01	ELL - Pollard - Longevity	0	0	0	0	0	0.00%
0001-3550-005-30-2330-081-99-520-010-5110-300-03	ELL - Pollard - Salaries	4,026	0	12,502	20,658	8,156	65.24%
0001-3550-005-30-2357-081-99-520-030-5710-300-06	ELL - Pollard - In-State Travel	0	0	150	100	-50	-33.33%
0001-3550-005-30-2357-081-99-520-030-5720-300-06	ELL - Pollard - Out-of-State Travel/ Conferences	0	0	0	0	0	0.00%
0001-3550-005-30-2410-081-99-520-030-5517-300-05	ELL - Pollard - Textbooks/ Workbooks	0	0	0	0	0	0.00%
0001-3550-005-30-2430-081-99-520-030-5510-300-05	ELL - Pollard - Educational Supplies	0	0	250	167	-83	-33.20%
0001-3550-005-40-2310-081-99-520-010-5110-300-01	ELL - NHS - Salaries	0	0	0	0	0	0.00%
0001-3550-005-40-2310-081-99-520-010-5146-300-01	ELL - NHS - Longevity	0	0	0	0	0	0.00%
0001-3550-005-40-2330-081-99-520-010-5110-300-03	ELL - NHS - Salaries	21,511	20,141	39,811	1	-39,810	-100.00%
0001-3550-005-40-2357-081-99-520-030-5710-300-06	ELL - NHS - In-State Travel	0	620	150	150	0	0.00%
0001-3550-005-40-2357-081-99-520-030-5720-300-06	ELL - NHS - Out-of-State Travel/ Conferences	0	0	0	0	0	0.00%
0001-3550-005-40-2410-081-99-520-030-5517-300-05	ELL - NHS - Textbooks/ Workbooks	0	0	0	0	0	0.00%
0001-3550-005-40-2430-081-99-520-030-5510-300-05	ELL - NHS - Educational Supplies	308	66	400	400	0	0.00%
	TOTALS FOR: 3550	78,718	121,093	155,693	158,262	2,569	1.65%
0001-3560-005-21-2310-011-99-520-010-5110-300-01	Reading - Broadmeadow - Salaries	82,811	120,441	126,538	135,000	8,462	6.69%
0001-3560-005-21-2310-011-99-520-010-5146-300-01	Reading - Broadmeadow - Longevity	0	0	0	0	0	0.00%
0001-3560-005-21-2310-011-99-520-010-5147-300-01	Reading - Broadmeadow - Alt. Longevity	0	0	0	0	0	0.00%
0001-3560-005-21-2357-011-99-520-030-5710-300-06	Reading - Broadmeadow - In-State Travel	0	0	0	0	0	0.00%
0001-3560-005-21-2357-011-99-520-030-5720-300-06	Reading - Broadmeadow - Out-of-State Travel/ Conferences	0	0	0	0	0	0.00%
0001-3560-005-21-2410-011-99-520-030-5517-300-05	Reading - Broadmeadow - Textbooks/ Workbooks	158	107	223	345	122	54.71%
0001-3560-005-21-2430-011-99-520-030-5510-300-05	Reading - Broadmeadow - Educational Supplies	1,894	6,996	2,400	1,575	-825	-34.38%
0001-3560-005-22-2310-011-99-520-010-5110-300-01	Reading - Eliot - Salaries	80,706	80,828	80,362	82,672	2,310	2.87%

FY10 SCHOOL COMMITTEE OPERATING BUDGET
Needham Public Schools

FISCAL YEAR: 2010

ACCOUNTNO	ACCOUNT DESCRIPTION	FY07 ACTUALS	FY08 ACTUALS	FY09 TM BUDGET	FY10 APPROVED	\$ CHG	% CH
0001-3560-005-22-2310-011-99-520-010-5146-300-01	Reading - Eliot - Longevity	1,100	1,100	1,100	1,100	0	0.00%
0001-3560-005-22-2310-011-99-520-010-5147-300-01	Reading - Eliot - Alt. Longevity	0	0	0	0	0	0.00%
0001-3560-005-22-2357-011-99-520-030-5710-300-06	Reading - Eliot - In-State Travel	0	0	0	0	0	0.00%
0001-3560-005-22-2357-011-99-520-030-5720-300-06	Reading - Eliot - Out-of-State Travel/ Conferences	0	0	0	0	0	0.00%
0001-3560-005-22-2410-011-99-520-030-5517-300-05	Reading - Eliot - Textbooks/ Workbooks	0	107	251	240	-11	-4.38%
0001-3560-005-22-2430-011-99-520-030-5510-300-05	Reading - Eliot - Educational Supplies	5,560	4,412	1,500	1,313	-187	-12.47%
0001-3560-005-23-2310-011-99-520-010-5110-300-01	Reading - Hillside - Salaries	88,631	94,406	103,102	107,727	4,625	4.49%
0001-3560-005-23-2310-011-99-520-010-5146-300-01	Reading - Hillside - Longevity	0	0	0	0	0	0.00%
0001-3560-005-23-2310-011-99-520-010-5147-300-01	Reading - Hillside - Alt. Longevity	0	0	0	0	0	0.00%
0001-3560-005-23-2357-011-99-520-030-5710-300-06	Reading - Hillside - In-State Travel	0	0	0	0	0	0.00%
0001-3560-005-23-2357-011-99-520-030-5720-300-06	Reading - Hillside - Out-of-State Travel/ Conferences	0	0	0	0	0	0.00%
0001-3560-005-23-2410-011-99-520-030-5517-300-05	Reading - Hillside - Textbooks/ Workbooks	132	107	495	-315	-810	-163.64%
0001-3560-005-23-2415-011-99-520-030-5512-300-05	Reading - Hillside - Instr. Mat/Clstrm Lib & Ref - Teaching Aids	0	0	0	0	0	0.00%
0001-3560-005-23-2430-011-99-520-030-5510-300-05	Reading - Hillside - Educational Supplies	6,815	5,520	6,303	1,313	-4,990	-79.17%
0001-3560-005-24-2310-011-99-520-010-5110-300-01	Reading - Mitchell - Salaries	95,922	97,503	106,453	112,280	5,827	5.47%
0001-3560-005-24-2310-011-99-520-010-5146-300-01	Reading - Mitchell - Longevity	0	0	0	0	0	0.00%
0001-3560-005-24-2310-011-99-520-010-5147-300-01	Reading - Mitchell - Alt. Longevity	0	0	0	0	0	0.00%
0001-3560-005-24-2357-011-99-520-030-5710-300-06	Reading - Mitchell - In-State Travel	0	0	0	0	0	0.00%
0001-3560-005-24-2357-011-99-520-030-5720-300-06	Reading - Mitchell - Out-of-State Travel/ Conferences	0	0	0	0	0	0.00%
0001-3560-005-24-2410-011-99-520-030-5517-300-05	Reading - Mitchell - Textbooks/ Workbooks	0	107	247	247	0	0.00%
0001-3560-005-24-2415-011-99-520-030-5512-300-05	Reading - Mitchell - Instr. Mat/Clstrm Lib & Ref - Teaching Aids	0	0	0	0	0	0.00%
0001-3560-005-24-2430-011-99-520-030-5510-300-05	Reading - Mitchell - Educational Supplies	6,856	6,567	7,996	1,313	-6,683	-83.58%
0001-3560-005-25-2310-011-99-520-010-5110-300-01	Reading - Newman - Salaries	134,968	141,060	149,205	156,045	6,840	4.58%
0001-3560-005-25-2310-011-99-520-010-5146-300-01	Reading - Newman - Longevity	0	4,000	0	1,500	1,500	100.00%
0001-3560-005-25-2310-011-99-520-010-5147-300-01	Reading - Newman - Alt. Longevity	4,000	0	4,000	4,000	0	0.00%
0001-3560-005-25-2357-011-99-520-030-5710-300-06	Reading - Newman - In-State Travel	98	0	0	0	0	0.00%
0001-3560-005-25-2357-011-99-520-030-5720-300-06	Reading - Newman - Out-of-State Travel/ Conferences	0	0	0	0	0	0.00%
0001-3560-005-25-2410-011-99-520-030-5517-300-05	Reading - Newman - Textbooks/ Workbooks	0	770	281	405	124	44.13%
0001-3560-005-25-2430-011-99-520-030-5510-300-05	Reading - Newman - Educational Supplies	2,120	8,082	3,000	1,838	-1,162	-38.73%
	TOTALS FOR: 3560	511,772	572,112	593,456	608,598	15,142	2.55%
0001-3570-005-10-2330-099-99-520-010-5110-300-03	Student 504 Compliance - District - Salaries	0	0	33,056	11,163	-21,893	-66.23%
0001-3570-005-10-2420-099-99-520-020-5257-300-04	Student 504 Compliance - District - Repairs & Maintenance - Equipment	0	0	0	0	0	0.00%
0001-3570-005-10-2420-099-99-520-030-5522-300-05	Student 504 Compliance - District - Instructional Equipment	9,743	8,760	14,025	14,025	0	0.00%
0001-3570-005-10-2440-099-99-520-020-5380-300-04	Student 504 Compliance - District - Other Purchased Services	15,559	554	14,500	14,500	0	0.00%
0001-3570-005-10-2440-099-99-520-030-5380-300-05	Student 504 Compliance - District - Other Purchased Services	0	840	0	0	0	0.00%
0001-3570-005-10-2440-099-99-520-030-5780-300-06	Student 504 Compliance - District - All Other Expenses	0	0	0	0	0	0.00%
0001-3570-005-25-2330-099-99-520-010-5110-300-03	Student 504 Compliance - Newman - Salaries	0	0	0	0	0	0.00%
	TOTALS FOR: 3570	25,301	10,153	61,581	39,688	-21,893	-35.55%
0001-3580-040-99-3100-099-99-520-010-5110-300-03	K-12 Attendance - Unassigned - Salaries	1,387	1,400	1,463	1,505	42	2.87%
0001-3580-040-99-3100-099-99-520-030-5780-300-06	K-12 Attendance - Unassigned - All Other Expenses	2,000	2,000	1,700	1,700	0	0.00%

FY10 SCHOOL COMMITTEE OPERATING BUDGET
Needham Public Schools

FISCAL YEAR: 2010

ACCOUNTNO	ACCOUNT DESCRIPTION	FY07 ACTUALS	FY08 ACTUALS	FY09 TM BUDGET	FY10 APPROVED	\$ CHG	% CH
TOTALS FOR: 3580		3,387	3,400	3,163	3,205	42	1.33%
0001-3620-005-10-2357-035-99-520-030-5510-300-06	Science Center - District - Educational Supplies	0	235	0	0	0	0.00%
0001-3620-005-10-2357-035-99-520-030-5710-300-06	Science Center - District - In-State Travel	0	748	550	550	0	0.00%
0001-3620-005-10-2357-035-99-520-030-5720-300-06	Science Center - District - Out-of-State Travel/ Conferences	0	425	0	0	0	0.00%
0001-3620-005-10-2357-035-99-520-030-5730-300-06	Science Center - District - Dues and Memberships	0	56	200	200	0	0.00%
0001-3620-005-10-2420-035-99-520-020-5247-300-04	Science Center - District - Repairs & Maintenance - Office Equipment	0	131	0	200	200	100.00%
0001-3620-005-10-2430-035-99-520-030-5510-300-05	Science Center - District - Educational Supplies	0	7,065	8,625	7,925	-700	-8.12%
0001-3620-005-10-2440-035-99-520-010-5110-300-01	Science Center - District - Salaries	513	0	0	0	0	0.00%
0001-3620-005-10-2440-035-99-520-020-5300-300-04	Science Center - District - Professional and Technical	0	1,992	0	500	500	100.00%
0001-3620-005-10-2440-035-99-520-020-5330-300-04	Science Center - District - Regular Pupil Transportation	0	0	0	0	0	0.00%
0001-3620-005-10-2440-035-99-520-020-5380-300-04	Science Center - District - Other Purchased Services	0	0	0	0	0	0.00%
0001-3620-005-10-2440-035-99-520-030-5780-300-06	Science Center - District - All Other Expenses	0	689	0	0	0	0.00%
0001-3620-005-21-2210-035-99-520-010-5110-300-02	Science Center - Broadmeadow - Salaries	0	0	6,148	0	-6,148	-100.00%
0001-3620-005-21-2210-035-99-520-010-5146-300-02	Science Center - Broadmeadow - Longevity	0	0	0	0	0	0.00%
0001-3620-005-21-2305-035-99-520-010-5110-300-01	Science Center - Broadmeadow - Salaries	0	8,902	9,264	9,530	266	2.87%
0001-3620-005-21-2330-035-99-520-010-5110-300-03	Science Center - Broadmeadow - Salaries	(0)	15,912	10,644	17,635	6,991	65.68%
0001-3620-005-21-2330-035-99-520-010-5130-300-03	Science Center - Broadmeadow - Additional Gross, Overtime	0	25	0	0	0	0.00%
0001-3620-005-21-2330-035-99-520-010-5146-300-03	Science Center - Broadmeadow - Longevity	0	0	0	0	0	0.00%
0001-3620-005-21-2357-035-99-520-030-5780-300-06	Science Center - Broadmeadow - All Other Expenses	0	0	0	0	0	0.00%
0001-3620-005-21-2430-035-99-520-030-5510-300-05	Science Center - Broadmeadow - Educational Supplies	0	53	100	100	0	0.00%
0001-3620-005-21-2457-035-99-520-030-5780-300-06	Science Center - Broadmeadow - All Other Expenses	0	0	0	0	0	0.00%
0001-3620-005-22-2210-035-99-520-010-5110-300-02	Science Center - Eliot - Salaries	0	0	6,148	0	-6,148	-100.00%
0001-3620-005-22-2210-035-99-520-010-5146-300-02	Science Center - Eliot - Longevity	0	0	0	0	0	0.00%
0001-3620-005-22-2305-035-99-520-010-5110-300-01	Science Center - Eliot - Salaries	0	8,902	9,264	9,530	266	2.87%
0001-3620-005-22-2330-035-99-520-010-5110-300-03	Science Center - Eliot - Salaries	(0)	15,912	10,644	17,635	6,991	65.68%
0001-3620-005-22-2330-035-99-520-010-5130-300-03	Science Center - Eliot - Additional Gross, Overtime	0	25	0	0	0	0.00%
0001-3620-005-22-2330-035-99-520-010-5146-300-03	Science Center - Eliot - Longevity	0	0	0	0	0	0.00%
0001-3620-005-22-2357-035-99-520-030-5780-300-06	Science Center - Eliot - All Other Expenses	0	0	0	0	0	0.00%
0001-3620-005-22-2430-035-99-520-030-5510-300-05	Science Center - Eliot - Educational Supplies	0	53	100	100	0	0.00%
0001-3620-005-23-2210-035-99-520-010-5110-300-02	Science Center - Hillside - Salaries	0	0	6,148	0	-6,148	-100.00%
0001-3620-005-23-2210-035-99-520-010-5146-300-02	Science Center - Hillside - Longevity	0	0	0	0	0	0.00%
0001-3620-005-23-2305-035-99-520-010-5110-300-01	Science Center - Hillside - Salaries	0	8,902	9,264	9,530	266	2.87%
0001-3620-005-23-2330-035-99-520-010-5110-300-03	Science Center - Hillside - Salaries	(0)	15,887	10,644	17,635	6,991	65.68%
0001-3620-005-23-2330-035-99-520-010-5130-300-03	Science Center - Hillside - Additional Gross, Overtime	0	25	0	0	0	0.00%
0001-3620-005-23-2330-035-99-520-010-5146-300-03	Science Center - Hillside - Longevity	0	0	0	0	0	0.00%
0001-3620-005-23-2357-035-99-520-030-5780-300-06	Science Center - Hillside - All Other Expenses	0	0	0	0	0	0.00%
0001-3620-005-23-2430-035-99-520-030-5510-300-05	Science Center - Hillside - Educational Supplies	0	53	100	100	0	0.00%
0001-3620-005-24-2210-035-99-520-010-5110-300-02	Science Center - Mitchell - Salaries	0	0	6,148	0	-6,148	-100.00%
0001-3620-005-24-2210-035-99-520-010-5146-300-02	Science Center - Mitchell - Longevity	0	0	0	0	0	0.00%
0001-3620-005-24-2305-035-99-520-010-5110-300-01	Science Center - Mitchell - Salaries	0	8,902	9,264	9,530	266	2.87%

FY10 SCHOOL COMMITTEE OPERATING BUDGET
Needham Public Schools

FISCAL YEAR: 2010

ACCOUNTNO	ACCOUNT DESCRIPTION	FY07 ACTUALS	FY08 ACTUALS	FY09 TM BUDGET	FY10 APPROVED	\$ CHG	% CH
0001-3620-005-24-2330-035-99-520-010-5110-300-03	Science Center - Mitchell - Salaries	(0)	16,577	10,644	17,635	6,991	65.68%
0001-3620-005-24-2330-035-99-520-010-5130-300-03	Science Center - Mitchell - Additional Gross, Overtime	0	25	0	0	0	0.00%
0001-3620-005-24-2330-035-99-520-010-5146-300-03	Science Center - Mitchell - Longevity	0	0	0	0	0	0.00%
0001-3620-005-24-2357-035-99-520-030-5780-300-06	Science Center - Mitchell - All Other Expenses	0	0		0	0	0.00%
0001-3620-005-24-2430-035-99-520-030-5510-300-05	Science Center - Mitchell - Educational Supplies	0	53	100	100	0	0.00%
0001-3620-005-25-2210-035-99-520-010-5110-300-02	Science Center - Newman - Salaries	0	0	6,148	0	-6,148	-100.00%
0001-3620-005-25-2210-035-99-520-010-5146-300-02	Science Center - Newman - Longevity	0	0	0	0	0	0.00%
0001-3620-005-25-2305-035-99-520-010-5110-300-01	Science Center - Newman - Salaries	0	8,902	9,264	9,530	266	2.87%
0001-3620-005-25-2330-035-99-520-010-5110-300-03	Science Center - Newman - Salaries	0	15,862	10,644	17,635	6,991	65.68%
0001-3620-005-25-2330-035-99-520-010-5130-300-03	Science Center - Newman - Additional Gross, Overtime	0	25	0	0	0	0.00%
0001-3620-005-25-2330-035-99-520-010-5146-300-03	Science Center - Newman - Longevity	0	0	0	0	0	0.00%
0001-3620-005-25-2357-035-99-520-030-5780-300-06	Science Center - Newman - All Other Expenses	0	0		0	0	0.00%
0001-3620-005-25-2430-035-99-520-030-5510-300-05	Science Center - Newman - Educational Supplies	0	53	100	100	0	0.00%
0001-3620-005-26-2430-035-99-520-030-5510-300-05	Science Center - High Rock - Educational Supplies	0	0	0	83	83	100.00%
0001-3620-005-30-2430-035-99-520-030-5510-300-05	Science Center - Pollard - Educational Supplies	0	0	50	167	117	234.00%
0001-3620-005-40-2430-035-99-520-030-5510-300-05	Science Center - NHS - Educational Supplies	0	0	50	50	0	0.00%
0001-3620-040-21-2351-035-99-520-010-5110-300-01	Science Center - Broadmeadow - Salaries	0	8,902	9,264	9,530	266	2.87%
0001-3620-040-22-2351-035-99-520-010-5110-300-01	Science Center - Eliot - Salaries	0	8,902	9,264	9,530	266	2.87%
0001-3620-040-23-2351-035-99-520-010-5110-300-01	Science Center - Hillside - Salaries	0	8,902	9,264	9,530	266	2.87%
0001-3620-040-24-2351-035-99-520-010-5110-300-01	Science Center - Mitchell - Salaries	0	8,902	9,264	9,530	266	2.87%
0001-3620-040-25-2351-035-99-520-010-5110-300-01	Science Center - Newman - Salaries	0	8,908	9,264	9,530	266	2.87%
	TOTALS FOR: 3620	512	180,906	186,575	193,650	7,075	3.79%
0001-3630-005-10-2357-040-99-520-030-5710-300-06	Educational Technology - District - In-State Travel	0	0	0	0	0	0.00%
0001-3630-005-10-2357-040-99-520-030-5720-300-06	Educational Technology - District - Out-of-State Travel/ Conferences	540	747	750	750	0	0.00%
0001-3630-005-10-2451-040-99-520-030-5525-300-05	Educational Technology - District - Instructional Technology	1,600	0	0	0	0	0.00%
0001-3630-005-21-2305-040-99-520-010-5110-300-01	Educational Technology - Broadmeadow - Salaries	34,839	36,401	40,011	43,928	3,917	9.79%
0001-3630-005-21-2430-040-99-520-030-5510-300-05	Educational Technology - Broadmeadow - Educational Supplies	2,881	3,586	3,594	1,594	-2,000	-55.65%
0001-3630-005-21-2451-040-99-520-020-5255-300-04	Educational Technology - Broadmeadow - Repairs & Maintenance - Technology	1,693	1,875	1,875	7,135	5,260	280.53%
0001-3630-005-21-2451-040-99-520-030-5525-300-05	Educational Technology - Broadmeadow - Instructional Technology	726	997	1,002	1,002	0	0.00%
0001-3630-005-22-2305-040-99-520-010-5110-300-01	Educational Technology - Eliot - Salaries	45,243	47,309	48,217	50,954	2,737	5.68%
0001-3630-005-22-2430-040-99-520-030-5510-300-05	Educational Technology - Eliot - Educational Supplies	2,716	5,555	5,594	594	-5,000	-89.38%
0001-3630-005-22-2451-040-99-520-020-5255-300-04	Educational Technology - Eliot - Repairs & Maintenance - Technology	1,872	1,875	1,875	9,835	7,960	424.53%
0001-3630-005-22-2451-040-99-520-030-5525-300-05	Educational Technology - Eliot - Instructional Technology	494	678	678	678	0	0.00%
0001-3630-005-23-2305-040-99-520-010-5110-300-01	Educational Technology - Hillside - Salaries	40,930	42,266	46,633	47,973	1,340	2.87%
0001-3630-005-23-2305-040-99-520-010-5146-300-01	Educational Technology - Hillside - Longevity	1,754	2,000	0	950	950	100.00%
0001-3630-005-23-2305-040-99-520-010-5147-300-01	Educational Technology - Hillside - Alt. Longevity	0	0	0	0	0	0.00%
0001-3630-005-23-2430-040-99-520-030-5510-300-05	Educational Technology - Hillside - Educational Supplies	1,223	1,796	1,797	497	-1,300	-72.34%
0001-3630-005-23-2451-040-99-520-020-5255-300-04	Educational Technology - Hillside - Repairs & Maintenance - Technology	823	938	938	5,149	4,211	448.93%
0001-3630-005-23-2451-040-99-520-030-5525-300-05	Educational Technology - Hillside - Instructional Technology	569	780	780	780	0	0.00%

FY10 SCHOOL COMMITTEE OPERATING BUDGET
Needham Public Schools

FISCAL YEAR: 2010

ACCOUNTNO	ACCOUNT DESCRIPTION	FY07 ACTUALS	FY08 ACTUALS	FY09 TM BUDGET	FY10 APPROVED	\$ CHG	% CH
0001-3630-005-24-2305-040-99-520-010-5110-300-01	Educational Technology - Mitchell - Salaries	30,163	31,538	32,145	33,970	1,825	5.68%
0001-3630-005-24-2430-040-99-520-030-5510-300-05	Educational Technology - Mitchell - Educational Supplies	1,223	1,796	1,797	497	-1,300	-72.34%
0001-3630-005-24-2451-040-99-520-020-5255-300-04	Educational Technology - Mitchell - Repairs & Maintenance - Technology	819	938	938	5,149	4,211	448.93%
0001-3630-005-24-2451-040-99-520-030-5525-300-05	Educational Technology - Mitchell - Instructional Technology	553	776	776	776	0	0.00%
0001-3630-005-25-2305-040-99-520-010-5110-300-01	Educational Technology - Newman - Salaries	41,605	42,266	41,978	43,185	1,207	2.88%
0001-3630-005-25-2305-040-99-520-010-5146-300-01	Educational Technology - Newman - Longevity	2,077	2,000	0	950	950	100.00%
0001-3630-005-25-2305-040-99-520-010-5147-300-01	Educational Technology - Newman - Alt. Longevity	0	0	0	0	0	0.00%
0001-3630-005-25-2430-040-99-520-030-5510-300-05	Educational Technology - Newman - Educational Supplies	2,505	3,887	3,594	-6	-3,600	-100.17%
0001-3630-005-25-2451-040-99-520-020-5255-300-04	Educational Technology - Newman - Repairs & Maintenance - Technology	1,692	1,873	1,874	8,759	6,885	367.40%
0001-3630-005-25-2451-040-99-520-030-5525-300-05	Educational Technology - Newman - Instructional Technology	931	1,251	1,265	1,265	0	0.00%
0001-3630-005-26-2305-040-99-520-010-5110-300-01	Educational Technology - High Rock - Salaries	0	0	0	60,500	60,500	100.00%
0001-3630-005-26-2305-040-99-520-010-5120-300-01	Educational Technology - High Rock - Temp Salaries/Prof. Dev. Subs	0	0	0	0	0	0.00%
0001-3630-005-26-2430-040-99-520-030-5510-300-05	Educational Technology - High Rock - Educational Supplies	0	0	0	3,204	3,204	100.00%
0001-3630-005-26-2451-040-99-520-020-5255-300-04	Educational Technology - High Rock - Repairs & Maintenance - Technology	0	0	0	1,980	1,980	100.00%
0001-3630-005-26-2451-040-99-520-030-5525-300-05	Educational Technology - High Rock - Instructional Technology	0	0	0	495	495	100.00%
0001-3630-005-30-2305-040-99-520-010-5110-300-01	Educational Technology - Pollard - Salaries	195,843	211,445	227,700	184,089	-43,611	-19.15%
0001-3630-005-30-2305-040-99-520-010-5120-300-01	Educational Technology - Pollard - Temp Salaries/Prof. Dev. Subs	(22,640)	9,806	0	0	0	0.00%
0001-3630-005-30-2430-040-99-520-030-5510-300-05	Educational Technology - Pollard - Educational Supplies	5,153	7,695	7,208	6,505	-703	-9.75%
0001-3630-005-30-2451-040-99-520-020-5255-300-04	Educational Technology - Pollard - Repairs & Maintenance - Technology	5,620	6,000	6,000	18,044	12,044	200.73%
0001-3630-005-30-2451-040-99-520-030-5525-300-05	Educational Technology - Pollard - Instructional Technology	1,102	1,494	1,500	1,005	-495	-33.00%
0001-3630-005-40-2305-040-99-520-010-5110-300-01	Educational Technology - NHS - Salaries	77,827	83,401	87,446	89,961	2,515	2.88%
0001-3630-005-40-2305-040-99-520-010-5146-300-01	Educational Technology - NHS - Longevity	3,615	4,000	0	1,500	1,500	100.00%
0001-3630-005-40-2305-040-99-520-010-5147-300-01	Educational Technology - NHS - Alt. Longevity	0	0	0	0	0	0.00%
0001-3630-005-40-2430-040-99-520-030-5510-300-05	Educational Technology - NHS - Educational Supplies	5,461	9,407	7,416	3,016	-4,400	-59.33%
0001-3630-005-40-2451-040-99-520-020-5255-300-04	Educational Technology - NHS - Repairs & Maintenance - Technology	5,956	11,820	8,820	13,698	4,878	55.31%
0001-3630-005-40-2451-040-99-520-030-5525-300-05	Educational Technology - NHS - Instructional Technology	1,499	1,995	2,000	2,000	0	0.00%
0001-3630-040-10-2250-040-99-520-010-5110-300-03	Educational Technology - District - Salaries	51,588	52,154	53,071	60,614	7,543	14.21%
0001-3630-040-10-2250-040-99-520-010-5146-300-03	Educational Technology - District - Longevity	531	500	750	500	-250	-33.33%
0001-3630-040-10-2250-040-99-520-020-5255-300-04	Educational Technology - District - Repairs & Maintenance - Technology	0	0	15,000	18,000	3,000	20.00%
0001-3630-040-10-2250-040-99-520-030-5510-300-05	Educational Technology - District - Educational Supplies	12,562	6,474	6,510	3,510	-3,000	-46.08%
0001-3630-040-10-2250-040-99-520-030-5780-300-06	Educational Technology - District - All Other Expenses	0	0	0	0	0	0.00%
0001-3630-040-21-2455-040-99-520-030-5524-300-05	Educational Technology - Broadmeadow - Instructional Software	830	2,920	4,830	766	-4,064	-84.14%
0001-3630-040-22-2455-040-99-520-030-5524-300-05	Educational Technology - Eliot - Instructional Software	5,857	855	830	60	-770	-92.77%
0001-3630-040-23-2455-040-99-520-030-5524-300-05	Educational Technology - Hillside - Instructional Software	1,332	3,055	3,055	144	-2,911	-95.29%
0001-3630-040-24-2455-040-99-520-030-5524-300-05	Educational Technology - Mitchell - Instructional Software	4,627	2,204	2,205	518	-1,687	-76.51%
0001-3630-040-25-2305-040-99-520-010-5110-300-03	Educational Technology - Newman - Salaries	0	0	0	0	0	0.00%

FY10 SCHOOL COMMITTEE OPERATING BUDGET
Needham Public Schools

FISCAL YEAR: 2010

ACCOUNTNO	ACCOUNT DESCRIPTION	FY07 ACTUALS	FY08 ACTUALS	FY09 TM BUDGET	FY10 APPROVED	\$ CHG	% CH
0001-3630-040-25-2455-040-99-520-030-5524-300-05	Educational Technology - Newman - Instructional Software	6,444	7,350	7,655	1,760	-5,895	-77.01%
0001-3630-040-26-2250-040-99-520-010-5110-300-03	Educational Technology - High Rock - Salaries	0	0	0	0	0	0.00%
0001-3630-040-26-2330-040-99-520-010-5110-300-03	Educational Technology - High Rock - Salaries	0	0	0	31,999	31,999	100.00%
0001-3630-040-26-2455-040-99-520-030-5524-300-05	Educational Technology - High Rock - Instructional Software	0	0	0	2,638	2,638	100.00%
0001-3630-040-30-2250-040-99-520-010-5110-300-03	Educational Technology - Pollard - Salaries	49,829	50,194	52,031	60,614	8,583	16.50%
0001-3630-040-30-2250-040-99-520-010-5146-300-03	Educational Technology - Pollard - Longevity	0	0	0	300	300	100.00%
0001-3630-040-30-2330-040-99-520-010-5110-300-03	Educational Technology - Pollard - Salaries	0	0	0	21,333	21,333	100.00%
0001-3630-040-30-2455-040-99-520-030-5524-300-05	Educational Technology - Pollard - Instructional Software	9,712	7,489	7,995	5,357	-2,638	-33.00%
0001-3630-040-40-2250-040-99-520-010-5110-300-03	Educational Technology - NHS - Salaries	129,971	110,893	155,803	159,758	3,955	2.54%
0001-3630-040-40-2455-040-99-520-030-5524-300-05	Educational Technology - NHS - Instructional Software	21,853	9,771	11,781	4,095	-7,686	-65.24%
0001-3630-099-40-7350-040-99-520-200-5856-300-99	Educational Technology - NHS - Capital Technology (Over \$5000)	0	0	0	0	0	0.00%
	TOTALS FOR: 3630	794,047	834,051	907,717	1,024,327	116,610	12.85%
0001-3631-005-10-2110-045-99-520-030-5420-300-05	Library Media Services - District - Office Supplies	0	1,222	0	0	0	0.00%
0001-3631-005-10-2110-099-99-520-010-5110-300-01	Library Media Services - District - Salaries	102,797	106,100	110,559	115,837	5,278	4.77%
0001-3631-005-10-2110-099-99-520-010-5110-300-02	Library Media Services - District - Salaries	36,877	38,508	36,582	37,568	986	2.70%
0001-3631-005-10-2110-099-99-520-010-5146-300-01	Library Media Services - District - Longevity	490	4,775	0	0	0	0.00%
0001-3631-005-10-2110-099-99-520-010-5146-300-02	Library Media Services - District - Longevity	300	300	300	300	0	0.00%
0001-3631-005-10-2110-099-99-520-010-5147-300-01	Library Media Services - District - Alt. Longevity	3,769	0	4,500	4,500	0	0.00%
0001-3631-005-10-2110-099-99-520-010-5147-300-02	Library Media Services - District - Alt. Longevity	0	0	0	0	0	0.00%
0001-3631-005-10-2110-099-99-520-020-5257-300-04	Library Media Services - District - Repairs & Maintenance - Equipment	0	53	0	0	0	0.00%
0001-3631-005-10-2110-099-99-520-030-5420-300-05	Library Media Services - District - Office Supplies	4,532	0	1,224	1,224	0	0.00%
0001-3631-005-10-2357-045-99-520-030-5710-300-06	Library Media Services - District - In-State Travel	0	18	0	0	0	0.00%
0001-3631-005-10-2357-045-99-520-030-5720-300-06	Library Media Services - District - Out-of-State Travel/Conferences	558	798	750	750	0	0.00%
0001-3631-005-10-2357-099-99-520-020-5320-300-04	Library Media Services - District - Tuition	0	1,000	0	0	0	0.00%
0001-3631-005-10-2357-099-99-520-030-5780-003-06	Library Media Services - District - All Other Expenses	0	0	1,000	1,000	0	0.00%
0001-3631-005-10-2415-045-99-520-030-5512-300-05	Library Media Services - District - Instr. Mat/Clstrm Lib & Ref - Teaching Aids	1,169	1,368	1,570	1,570	0	0.00%
0001-3631-005-10-2420-099-99-520-020-5247-300-04	Library Media Services - District - Repairs & Maintenance - Office Equipment	50	100	0	0	0	0.00%
0003-3631-005-10-2420-099-99-520-020-5257-300-04	Library Media Services - District - Repairs & Maintenance - Equipment	138	0	189	189	0	0.00%
0001-3631-005-21-2415-045-99-520-030-5512-300-05	Library Media Services - Broadmeadow - Instr. Mat/Clstrm Lib & Ref - Teaching Aids	4,870	4,338	4,338	3,338	-1,000	-23.05%
0001-3631-005-21-2415-045-99-520-030-5780-300-06	Library Media Services - Broadmeadow - All Other Expenses	0	0	0	0	0	0.00%
0001-3631-005-21-2420-045-99-520-020-5257-300-04	Library Media Services - Broadmeadow - Repairs & Maintenance - Equipment	0	0	0	0	0	0.00%
0001-3631-005-21-2420-045-99-520-030-5522-300-05	Library Media Services - Broadmeadow - Instructional Equipment	0	0	0	0	0	0.00%
0001-3631-005-21-2430-045-99-520-030-5510-300-05	Library Media Services - Broadmeadow - Educational Supplies	249	282	284	284	0	0.00%
0001-3631-005-22-2415-045-99-520-030-5512-300-05	Library Media Services - Eliot - Instr. Mat/Clstrm Lib & Ref - Teaching Aids	2,828	2,655	2,657	2,157	-500	-18.82%
0001-3631-005-22-2415-045-99-520-030-5780-300-06	Library Media Services - Eliot - All Other Expenses	0	0	0	0	0	0.00%
0001-3631-005-22-2420-045-99-520-020-5257-300-04	Library Media Services - Eliot - Repairs & Maintenance - Equipment	0	0	0	0	0	0.00%
0001-3631-005-22-2420-045-99-520-030-5522-300-05	Library Media Services - Eliot - Instructional Equipment	1,489	0	0	0	0	0.00%
0001-3631-005-22-2430-045-99-520-030-5510-300-05	Library Media Services - Eliot - Educational Supplies	170	190	192	192	0	0.00%

FY10 SCHOOL COMMITTEE OPERATING BUDGET
Needham Public Schools

FISCAL YEAR: 2010

ACCOUNTING	ACCOUNT DESCRIPTION	FY07 ACTUALS	FY08 ACTUALS	FY09 TM BUDGET	FY10 APPROVED	\$ CHG	% CH
0001-3631-005-23-2415-045-99-520-030-5512-300-05	Library Media Services - Hillside - Instr. Mat/Clsrm Lib & Ref - Teaching Aids	4,251	2,873	2,873	2,373	-500	-17.40%
0001-3631-005-23-2415-045-99-520-030-5780-300-06	Library Media Services - Hillside - All Other Expenses	0	0	0	0	0	0.00%
0001-3631-005-23-2420-045-99-520-020-5257-300-04	Library Media Services - Hillside - Repairs & Maintenance - Equipment	0	0	0	0	0	0.00%
0001-3631-005-23-2420-045-99-520-030-5522-300-05	Library Media Services - Hillside - Instructional Equipment	0	0	0	0	0	0.00%
0001-3631-005-23-2430-045-99-520-030-5510-300-05	Library Media Services - Hillside - Educational Supplies	190	220	221	221	0	0.00%
0001-3631-005-24-2415-045-99-520-030-5512-300-05	Library Media Services - Mitchell - Instr. Mat/Clsrm Lib & Ref - Teaching Aids	3,243	3,414	3,416	2,916	-500	-14.64%
0001-3631-005-24-2415-045-99-520-030-5780-300-06	Library Media Services - Mitchell - All Other Expenses	0	0	0	0	0	0.00%
0001-3631-005-24-2420-045-99-520-020-5257-300-04	Library Media Services - Mitchell - Repairs & Maintenance - Equipment	0	0	0	0	0	0.00%
0001-3631-005-24-2420-045-99-520-030-5522-300-05	Library Media Services - Mitchell - Instructional Equipment	0	0	0	0	0	0.00%
0001-3631-005-24-2430-045-99-520-030-5510-300-05	Library Media Services - Mitchell - Educational Supplies	193	217	220	220	0	0.00%
0001-3631-005-25-2415-045-99-520-030-5512-300-05	Library Media Services - Newman - Instr. Mat/Clsrm Lib & Ref - Teaching Aids	5,284	4,982	4,985	3,985	-1,000	-20.06%
0001-3631-005-25-2415-045-99-520-030-5780-300-06	Library Media Services - Newman - All Other Expenses	0	0	0	0	0	0.00%
0001-3631-005-25-2420-045-99-520-020-5257-300-04	Library Media Services - Newman - Repairs & Maintenance - Equipment	0	0	0	0	0	0.00%
0001-3631-005-25-2420-045-99-520-030-5522-300-05	Library Media Services - Newman - Instructional Equipment	0	0	0	0	0	0.00%
0001-3631-005-25-2430-045-99-520-030-5510-300-05	Library Media Services - Newman - Educational Supplies	316	358	359	359	0	0.00%
0001-3631-005-26-2415-045-99-520-030-5512-300-05	Library Media Services - High Rock - Instr. Mat/Clsrm Lib & Ref - Teaching Aids	0	0	0	2,360	2,360	100.00%
0001-3631-005-26-2415-045-99-520-030-5780-300-06	Library Media Services - High Rock - All Other Expenses	0	0	0	0	0	0.00%
0001-3631-005-26-2420-045-99-520-020-5257-300-04	Library Media Services - High Rock - Repairs & Maintenance - Equipment	0	0	0	0	0	0.00%
0001-3631-005-26-2420-045-99-520-030-5522-300-05	Library Media Services - High Rock - Instructional Equipment	0	0	0	0	0	0.00%
0001-3631-005-26-2420-099-99-520-020-5247-300-04	Library Media Services - High Rock - Repairs & Maintenance - Office Equipment	0	0	0	0	0	0.00%
0001-3631-005-26-2430-045-99-520-030-5510-300-05	Library Media Services - High Rock - Educational Supplies	0	0	0	884	884	100.00%
0001-3631-005-26-2455-045-99-520-020-5380-300-04	Library Media Services - High Rock - Other Purchased Services	0	0	0	165	165	100.00%
0001-3631-005-30-2415-045-99-520-030-5512-300-05	Library Media Services - Pollard - Instr. Mat/Clsrm Lib & Ref - Teaching Aids	8,407	8,107	7,152	2,792	-4,360	-60.96%
0001-3631-005-30-2415-045-99-520-030-5780-300-06	Library Media Services - Pollard - All Other Expenses	0	0	0	0	0	0.00%
0001-3631-005-30-2420-045-99-520-020-5257-300-04	Library Media Services - Pollard - Repairs & Maintenance - Equipment	0	0	0	0	0	0.00%
0001-3631-005-30-2420-045-99-520-030-5522-300-05	Library Media Services - Pollard - Instructional Equipment	0	0	0	0	0	0.00%
0001-3631-005-30-2420-099-99-520-020-5247-300-04	Library Media Services - Pollard - Repairs & Maintenance - Office Equipment	68	0	0	0	0	0.00%
0001-3631-005-30-2430-045-99-520-030-5510-300-05	Library Media Services - Pollard - Educational Supplies	598	679	680	1,796	1,116	164.12%
0001-3631-005-30-2455-045-99-520-020-5380-300-04	Library Media Services - Pollard - Other Purchased Services	495	495	500	335	-165	-33.00%
0001-3631-005-40-2330-045-99-520-010-5110-300-03	Library Media Services - NHS - Salaries	0	0	0	3,591	3,591	100.00%
0001-3631-005-40-2330-045-99-520-010-5146-300-03	Library Media Services - NHS - Longevity	0	0	0	0	0	0.00%
0001-3631-005-40-2415-045-99-520-030-5512-300-05	Library Media Services - NHS - Instr. Mat/Clsrm Lib & Ref - Teaching Aids	17,076	17,821	17,374	12,874	-4,500	-25.90%
0001-3631-005-40-2415-045-99-520-030-5780-300-06	Library Media Services - NHS - All Other Expenses	0	0	0	0	0	0.00%
0001-3631-005-40-2420-045-99-520-020-5257-300-04	Library Media Services - NHS - Repairs & Maintenance - Equipment	0	0	0	0	0	0.00%
0001-3631-005-40-2420-045-99-520-030-5522-300-05	Library Media Services - NHS - Instructional Equipment	3,672	3,000	3,000	3,000	0	0.00%

FY10 SCHOOL COMMITTEE OPERATING BUDGET
Needham Public Schools

FISCAL YEAR: 2010

ACCOUNTNO	ACCOUNT DESCRIPTION	FY07 ACTUALS	FY08 ACTUALS	FY09 TM BUDGET	FY10 APPROVED	\$ CHG	% CH
0001-3631-005-40-2420-099-99-520-020-5247-300-04	Library Media Services - NHS - Repairs & Maintenance - Office Equipment	331	0	0	0	0	0.00%
0001-3631-005-40-2430-045-99-520-030-5510-300-05	Library Media Services - NHS - Educational Supplies	543	1,058	765	765	0	0.00%
0001-3631-040-10-2340-099-99-520-010-5110-300-03	Library Media Services - District - Salaries	49,973	48,102	49,950	60,614	10,664	21.35%
0001-3631-040-10-2340-099-99-520-010-5146-300-03	Library Media Services - District - Longevity	750	750	750	1,000	250	33.33%
0001-3631-040-10-2453-045-99-520-030-5523-300-05	Library Media Services - District - Instructional Hardware	19,282	8,867	9,156	9,156	0	0.00%
0001-3631-040-21-2340-045-99-520-010-5110-300-01	Library Media Services - Broadmeadow - Salaries	78,045	80,008	83,955	86,369	2,414	2.88%
0001-3631-040-21-2340-045-99-520-010-5110-300-02	Library Media Services - Broadmeadow - Salaries	6,375	6,553	6,698	6,745	47	0.70%
0001-3631-040-21-2340-045-99-520-010-5146-300-02	Library Media Services - Broadmeadow - Longevity	200	200	200	200	0	0.00%
0001-3631-040-21-2453-045-99-520-020-5380-300-04	Library Media Services - Broadmeadow - Other Purchased Services	0	0	500	500	0	0.00%
0001-3631-040-21-2453-045-99-520-030-5523-300-05	Library Media Services - Broadmeadow - Instructional Hardware	0	3,048	3,050	3,050	0	0.00%
0001-3631-040-21-2455-045-99-520-020-5380-300-04	Library Media Services - Broadmeadow - Other Purchased Services	495	494	500	500	0	0.00%
0001-3631-040-22-2340-045-99-520-010-5110-300-01	Library Media Services - Eliot - Salaries	38,467	41,040	44,412	47,423	3,011	6.78%
0001-3631-040-22-2340-045-99-520-010-5110-300-02	Library Media Services - Eliot - Salaries	6,375	6,553	6,698	6,745	47	0.70%
0001-3631-040-22-2340-045-99-520-010-5146-300-02	Library Media Services - Eliot - Longevity	200	200	200	200	0	0.00%
0001-3631-040-22-2453-045-99-520-020-5380-300-04	Library Media Services - Eliot - Other Purchased Services	0	988	1,000	1,000	0	0.00%
0001-3631-040-22-2453-045-99-520-030-5523-300-05	Library Media Services - Eliot - Instructional Hardware	0	1,884	1,880	1,880	0	0.00%
0001-3631-040-22-2455-045-99-520-020-5380-300-04	Library Media Services - Eliot - Other Purchased Services	495	495	500	500	0	0.00%
0001-3631-040-23-2340-045-99-520-010-5110-300-01	Library Media Services - Hillside - Salaries	51,951	62,892	66,400	58,135	-8,265	-12.45%
0001-3631-040-23-2340-045-99-520-010-5110-300-02	Library Media Services - Hillside - Salaries	6,375	6,553	6,698	6,745	47	0.70%
0001-3631-040-23-2340-045-99-520-010-5146-300-01	Library Media Services - Hillside - Longevity	0	0	0	0	0	0.00%
0001-3631-040-23-2340-045-99-520-010-5146-300-02	Library Media Services - Hillside - Longevity	200	200	200	200	0	0.00%
0001-3631-040-23-2340-045-99-520-010-5147-300-01	Library Media Services - Hillside - Alt. Longevity	0	0	0	0	0	0.00%
0001-3631-040-23-2453-045-99-520-020-5380-300-04	Library Media Services - Hillside - Other Purchased Services	0	494	500	500	0	0.00%
0001-3631-040-23-2453-045-99-520-030-5523-300-05	Library Media Services - Hillside - Instructional Hardware	2,516	4,285	4,293	4,293	0	0.00%
0001-3631-040-23-2455-045-99-520-020-5380-300-04	Library Media Services - Hillside - Other Purchased Services	495	495	500	500	0	0.00%
0001-3631-040-24-2340-045-99-520-010-5110-300-01	Library Media Services - Mitchell - Salaries	41,345	44,215	49,429	52,663	3,234	6.54%
0001-3631-040-24-2340-045-99-520-010-5110-300-02	Library Media Services - Mitchell - Salaries	6,375	6,553	6,698	6,745	47	0.70%
0001-3631-040-24-2340-045-99-520-010-5146-300-02	Library Media Services - Mitchell - Longevity	200	200	200	200	0	0.00%
0001-3631-040-24-2453-045-99-520-020-5380-300-04	Library Media Services - Mitchell - Other Purchased Services	425	494	500	500	0	0.00%
0001-3631-040-24-2453-045-99-520-030-5523-300-05	Library Media Services - Mitchell - Instructional Hardware	2,830	6,677	4,773	4,773	0	0.00%
0001-3631-040-24-2455-045-99-520-020-5380-300-04	Library Media Services - Mitchell - Other Purchased Services	495	495	500	500	0	0.00%
0001-3631-040-25-2340-045-99-520-010-5110-300-01	Library Media Services - Newman - Salaries	62,289	91,354	91,262	81,726	-9,536	-10.45%
0001-3631-040-25-2340-045-99-520-010-5110-300-02	Library Media Services - Newman - Salaries	6,380	6,551	6,698	6,745	47	0.70%
0001-3631-040-25-2340-045-99-520-010-5110-300-03	Library Media Services - Newman - Salaries	0	0	0	0	0	0.00%
0001-3631-040-25-2340-045-99-520-010-5146-300-02	Library Media Services - Newman - Longevity	200	200	200	200	0	0.00%
0001-3631-040-25-2453-045-99-520-020-5380-300-04	Library Media Services - Newman - Other Purchased Services	623	600	1,000	1,000	0	0.00%
0001-3631-040-25-2453-045-99-520-030-5523-300-05	Library Media Services - Newman - Instructional Hardware	4,524	7,788	7,392	7,392	0	0.00%
0001-3631-040-25-2455-045-99-520-020-5380-300-04	Library Media Services - Newman - Other Purchased Services	495	495	500	500	0	0.00%

FY10 SCHOOL COMMITTEE OPERATING BUDGET
Needham Public Schools

FISCAL YEAR: 2010

ACCOUNTNO	ACCOUNT DESCRIPTION	FY07 ACTUALS	FY08 ACTUALS	FY09 TM BUDGET	FY10 APPROVED	\$ CHG	% CH
0001-3631-040-26-2340-045-99-520-010-5110-300-01	Library Media Services - High Rock - Salaries	0	0	0	55,000	55,000	100.00%
0001-3631-040-26-2340-045-99-520-010-5110-300-02	Library Media Services - High Rock - Salaries	0	0	0	0	0	0.00%
0001-3631-040-26-2340-045-99-520-010-5146-300-02	Library Media Services - High Rock - Longevity	0	0	0	0	0	0.00%
0001-3631-040-26-2453-045-99-520-020-5380-300-04	Library Media Services - High Rock - Other Purchased Services	0	0	0	660	660	100.00%
0001-3631-040-26-2453-045-99-520-030-5523-300-05	Library Media Services - High Rock - Instructional Hardware	0	0	0	4,582	4,582	100.00%
0001-3631-040-30-2340-045-99-520-010-5110-300-01	Library Media Services - Pollard - Salaries	58,224	65,408	69,806	86,369	16,563	23.73%
0001-3631-040-30-2340-045-99-520-010-5110-300-02	Library Media Services - Pollard - Salaries	31,588	32,678	33,496	33,730	234	0.70%
0001-3631-040-30-2340-045-99-520-010-5146-300-02	Library Media Services - Pollard - Longevity	1,000	1,200	1,200	1,200	0	0.00%
0001-3631-040-30-2453-045-99-520-020-5380-300-04	Library Media Services - Pollard - Other Purchased Services	1,970	2,019	2,000	1,340	-660	-33.00%
0001-3631-040-30-2453-045-99-520-030-5523-300-05	Library Media Services - Pollard - Instructional Hardware	14,820	14,693	13,887	9,305	-4,582	-32.99%
0001-3631-040-40-2340-045-99-520-010-5110-300-01	Library Media Services - NHS - Salaries	79,976	99,400	101,990	111,237	9,247	9.07%
0001-3631-040-40-2340-045-99-520-010-5110-300-02	Library Media Services - NHS - Salaries	33,963	32,377	33,495	-1	-33,496	-100.00%
0001-3631-040-40-2340-045-99-520-010-5110-300-03	Library Media Services - NHS - Salaries	49,933	49,340	51,765	54,294	2,529	4.89%
0001-3631-040-40-2340-045-99-520-010-5146-300-02	Library Media Services - NHS - Longevity	500	300	300	0	-300	-100.00%
0001-3631-040-40-2340-045-99-520-010-5146-300-03	Library Media Services - NHS - Longevity	150	0	0	0	0	0.00%
0001-3631-040-40-2453-045-99-520-020-5380-300-04	Library Media Services - NHS - Other Purchased Services	1,662	6,564	5,300	5,300	0	0.00%
0001-3631-040-40-2453-045-99-520-030-5523-300-05	Library Media Services - NHS - Instructional Hardware	14,983	4,998	5,000	5,000	0	0.00%
0001-3631-040-40-2455-045-99-520-020-5380-300-04	Library Media Services - NHS - Other Purchased Services	495	507	500	500	0	0.00%
0001-3631-040-99-5300-045-99-520-020-5276-300-99	Library Media Services - Unassigned - Photocopier Lease	0	0	0	0	0	0.00%
0001-3631-040-99-7350-045-99-520-200-5856-300-99	Library Media Services - Unassigned - Capital Technology (Over \$5000)	0	0	0	0	0	0.00%
	TOTALS FOR: 3631	882,592	954,139	981,621	1,035,260	53,639	5.46%
0001-3640-005-21-2305-050-99-520-010-5110-300-01	Physical Education - Broadmeadow - Salaries	52,568	53,292	57,401	61,849	4,448	7.75%
0001-3640-005-21-2305-050-99-520-010-5146-300-01	Physical Education - Broadmeadow - Longevity	0	0	0	0	0	0.00%
0001-3640-005-21-2305-050-99-520-010-5147-300-01	Physical Education - Broadmeadow - Alt. Longevity	0	0	0	0	0	0.00%
0001-3640-005-21-2357-050-99-520-030-5710-300-06	Physical Education - Broadmeadow - In-State Travel	0	0	0	0	0	0.00%
0001-3640-005-21-2357-050-99-520-030-5720-300-06	Physical Education - Broadmeadow - Out-of-State Travel/ Conferences	0	0	0	0	0	0.00%
0001-3640-005-21-2420-050-99-520-020-5257-300-04	Physical Education - Broadmeadow - Repairs & Maintenance - Equipment	0	200	468	468	0	0.00%
0001-3640-005-21-2420-050-99-520-030-5522-300-05	Physical Education - Broadmeadow - Instructional Equipment	793	708	911	911	0	0.00%
0001-3640-005-21-2430-050-99-520-030-5510-300-05	Physical Education - Broadmeadow - Educational Supplies	0	0	0	0	0	0.00%
0001-3640-005-21-2440-050-99-520-030-5780-300-06	Physical Education - Broadmeadow - All Other Expenses	0	0	0	0	0	0.00%
0001-3640-005-22-2305-050-99-520-010-5110-300-01	Physical Education - Eliot - Salaries	35,309	37,862	40,690	43,816	3,126	7.68%
0001-3640-005-22-2305-050-99-520-010-5146-300-01	Physical Education - Eliot - Longevity	0	0	0	0	0	0.00%
0001-3640-005-22-2305-050-99-520-010-5147-300-01	Physical Education - Eliot - Alt. Longevity	0	0	0	0	0	0.00%
0001-3640-005-22-2357-050-99-520-030-5710-300-06	Physical Education - Eliot - In-State Travel	0	0	0	0	0	0.00%
0001-3640-005-22-2357-050-99-520-030-5720-300-06	Physical Education - Eliot - Out-of-State Travel/ Conferences	0	0	0	0	0	0.00%
0001-3640-005-22-2420-050-99-520-020-5257-300-04	Physical Education - Eliot - Repairs & Maintenance - Equipment	0	200	316	316	0	0.00%
0001-3640-005-22-2420-050-99-520-030-5522-300-05	Physical Education - Eliot - Instructional Equipment	599	256	616	616	0	0.00%
0001-3640-005-22-2430-050-99-520-030-5510-300-05	Physical Education - Eliot - Educational Supplies	0	0	0	0	0	0.00%

FY10 SCHOOL COMMITTEE OPERATING BUDGET
Needham Public Schools

FISCAL YEAR: 2010

ACCOUNTNO	ACCOUNT DESCRIPTION	FY07 ACTUALS	FY08 ACTUALS	FY09 TM BUDGET	FY10 APPROVED	\$ CHG	% CH
0001-3640-005-22-2440-050-99-520-030-5780-300-06	Physical Education - Eliot - All Other Expenses	0	0	0	0	0	0.00%
0001-3640-005-23-2305-050-99-520-010-5110-300-01	Physical Education - Hillside - Salaries	50,091	55,823	58,582	61,472	2,890	4.93%
0001-3640-005-23-2305-050-99-520-010-5146-300-01	Physical Education - Hillside - Longevity	0	0	0	0	0	0.00%
0001-3640-005-23-2305-050-99-520-010-5147-300-01	Physical Education - Hillside - Alt. Longevity	0	0	0	0	0	0.00%
0001-3640-005-23-2357-050-99-520-030-5710-300-06	Physical Education - Hillside - In-State Travel	0	0	0	0	0	0.00%
0001-3640-005-23-2357-050-99-520-030-5720-300-06	Physical Education - Hillside - Out-of-State Travel/ Conferences	0	0	0	0	0	0.00%
0001-3640-005-23-2420-050-99-520-020-5257-300-04	Physical Education - Hillside - Repairs & Maintenance - Equipment	0	200	364	364	0	0.00%
0001-3640-005-23-2420-050-99-520-030-5522-300-05	Physical Education - Hillside - Instructional Equipment	559	624	709	709	0	0.00%
0001-3640-005-23-2430-050-99-520-030-5510-300-05	Physical Education - Hillside - Educational Supplies	0	0	0	0	0	0.00%
0001-3640-005-23-2440-050-99-520-030-5780-300-06	Physical Education - Hillside - All Other Expenses	0	0	0	0	0	0.00%
0001-3640-005-24-2305-050-99-520-010-5110-300-01	Physical Education - Mitchell - Salaries	50,454	46,912	48,268	26,510	-21,758	-45.08%
0001-3640-005-24-2305-050-99-520-010-5146-300-01	Physical Education - Mitchell - Longevity	0	0	0	0	0	0.00%
0001-3640-005-24-2305-050-99-520-010-5147-300-01	Physical Education - Mitchell - Alt. Longevity	0	0	0	0	0	0.00%
0001-3640-005-24-2357-050-99-520-030-5710-300-06	Physical Education - Mitchell - In-State Travel	0	0	0	0	0	0.00%
0001-3640-005-24-2357-050-99-520-030-5720-300-06	Physical Education - Mitchell - Out-of-State Travel/ Conferences	0	0	0	0	0	0.00%
0001-3640-005-24-2420-050-99-520-020-5257-300-04	Physical Education - Mitchell - Repairs & Maintenance - Equipment	0	200	362	362	0	0.00%
0001-3640-005-24-2420-050-99-520-030-5522-300-05	Physical Education - Mitchell - Instructional Equipment	692	591	705	705	0	0.00%
0001-3640-005-24-2430-050-99-520-030-5510-300-05	Physical Education - Mitchell - Educational Supplies	0	0	0	0	0	0.00%
0001-3640-005-24-2440-050-99-520-030-5780-300-06	Physical Education - Mitchell - All Other Expenses	0	0	0	0	0	0.00%
0001-3640-005-25-2305-050-99-520-010-5110-300-01	Physical Education - Newman - Salaries	74,061	78,146	86,429	90,702	4,273	4.94%
0001-3640-005-25-2305-050-99-520-010-5146-300-01	Physical Education - Newman - Longevity	0	0	0	0	0	0.00%
0001-3640-005-25-2305-050-99-520-010-5147-300-01	Physical Education - Newman - Alt. Longevity	0	0	0	0	0	0.00%
0001-3640-005-25-2357-050-99-520-030-5710-300-06	Physical Education - Newman - In-State Travel	0	0	0	0	0	0.00%
0001-3640-005-25-2357-050-99-520-030-5720-300-06	Physical Education - Newman - Out-of-State Travel/ Conferences	0	0	0	0	0	0.00%
0001-3640-005-25-2420-050-99-520-020-5257-300-04	Physical Education - Newman - Repairs & Maintenance - Equipment	0	200	590	590	0	0.00%
0001-3640-005-25-2420-050-99-520-030-5522-300-05	Physical Education - Newman - Instructional Equipment	1,007	1,640	1,150	1,150	0	0.00%
0001-3640-005-25-2430-050-99-520-030-5510-300-05	Physical Education - Newman - Educational Supplies	0	0	0	0	0	0.00%
0001-3640-005-25-2440-050-99-520-030-5780-300-06	Physical Education - Newman - All Other Expenses	0	0	0	0	0	0.00%
0001-3640-005-26-2305-050-99-520-010-5110-300-01	Physical Education - High Rock - Salaries	0	0	0	149,061	149,061	100.00%
0001-3640-005-26-2305-050-99-520-010-5146-300-01	Physical Education - High Rock - Longevity	0	0	0	726	726	100.00%
0001-3640-005-26-2305-050-99-520-010-5147-300-01	Physical Education - High Rock - Alt. Longevity	0	0	0	0	0	0.00%
0001-3640-005-26-2357-050-99-520-030-5710-300-06	Physical Education - High Rock - In-State Travel	0	0	0	0	0	0.00%
0001-3640-005-26-2357-050-99-520-030-5720-300-06	Physical Education - High Rock - Out-of-State Travel/ Conferences	0	0	0	0	0	0.00%
0001-3640-005-26-2420-050-99-520-020-5257-300-04	Physical Education - High Rock - Repairs & Maintenance - Equipment	0	0	0	0	0	0.00%
0001-3640-005-26-2420-050-99-520-030-5522-300-05	Physical Education - High Rock - Instructional Equipment	0	0	0	693	693	100.00%
0001-3640-005-26-2430-050-99-520-030-5510-300-05	Physical Education - High Rock - Educational Supplies	0	0	0	1,288	1,288	100.00%
0001-3640-005-26-2440-050-99-520-030-5780-300-06	Physical Education - High Rock - All Other Expenses	0	0	0	0	0	0.00%
0001-3640-005-30-2305-050-99-520-010-5110-300-01	Physical Education - Pollard - Salaries	324,468	402,939	423,773	280,307	-143,466	-33.85%

FY10 SCHOOL COMMITTEE OPERATING BUDGET
Needham Public Schools

FISCAL YEAR: 2010

ACCOUNTNO	ACCOUNT DESCRIPTION	FY07 ACTUALS	FY08 ACTUALS	FY09 TM BUDGET	FY10 APPROVED	\$ CHG	% CH
0001-3640-005-30-2305-050-99-520-010-5146-300-01	Physical Education - Pollard - Longevity	2,200	2,200	2,200	1,474	-726	-33.00%
0001-3640-005-30-2305-050-99-520-010-5147-300-01	Physical Education - Pollard - Alt. Longevity	0	0	0	0	0	0.00%
0001-3640-005-30-2357-050-99-520-030-5710-300-06	Physical Education - Pollard - In-State Travel	0	0	0	0	0	0.00%
0001-3640-005-30-2357-050-99-520-030-5720-300-06	Physical Education - Pollard - Out-of-State Travel/ Conferences	0	0	0	0	0	0.00%
0001-3640-005-30-2420-050-99-520-020-5257-300-04	Physical Education - Pollard - Repairs & Maintenance - Equipment	2,010	3,775	2,100	1,407	-693	-33.00%
0001-3640-005-30-2420-050-99-520-030-5522-300-05	Physical Education - Pollard - Instructional Equipment	7,106	1,938	1,905	1,277	-628	-32.97%
0001-3640-005-30-2430-050-99-520-030-5510-300-05	Physical Education - Pollard - Educational Supplies	0	0	0	1,340	1,340	100.00%
0001-3640-005-30-2440-050-99-520-030-5780-300-06	Physical Education - Pollard - All Other Expenses	0	0	0	0	0	0.00%
0001-3640-005-40-2305-050-99-520-010-5110-300-01	Physical Education - NHS - Salaries	390,208	380,229	388,839	437,005	48,166	12.39%
0001-3640-005-40-2305-050-99-520-010-5146-300-01	Physical Education - NHS - Longevity	0	0	0	0	0	0.00%
0001-3640-005-40-2305-050-99-520-010-5147-300-01	Physical Education - NHS - Alt. Longevity	0	0	0	0	0	0.00%
0001-3640-005-40-2357-050-99-520-030-5710-300-06	Physical Education - NHS - In-State Travel	0	0	0	0	0	0.00%
0001-3640-005-40-2357-050-99-520-030-5720-300-06	Physical Education - NHS - Out-of-State Travel/ Conferences	0	0	0	0	0	0.00%
0001-3640-005-40-2420-050-99-520-020-5257-300-04	Physical Education - NHS - Repairs & Maintenance - Equipment	1,586	625	6,100	6,100	0	0.00%
0001-3640-005-40-2420-050-99-520-030-5522-300-05	Physical Education - NHS - Instructional Equipment	6,762	8,724	3,573	3,573	0	0.00%
0001-3640-005-40-2430-050-99-520-030-5510-300-05	Physical Education - NHS - Educational Supplies	879	350	0	0	0	0.00%
0001-3640-005-40-2440-050-99-520-030-5780-300-06	Physical Education - NHS - All Other Expenses	0	0	0	0	0	0.00%
	TOTALS FOR: 3640	1,001,353	1,077,634	1,126,051	1,174,791	48,740	4.33%
0001-3641-005-10-2357-055-99-520-030-5710-300-06	Health Education - District - In-State Travel	125	42	0	0	0	0.00%
0001-3641-005-10-2357-055-99-520-030-5720-300-06	Health Education - District - Out-of-State Travel/ Conferences	625	450	484	484	0	0.00%
0001-3641-005-21-2305-055-99-520-010-5110-300-01	Health Education - Broadmeadow - Salaries	0	0	0	0	0	0.00%
0001-3641-005-21-2357-055-99-520-030-5710-300-06	Health Education - Broadmeadow - In-State Travel	0	0	0	0	0	0.00%
0001-3641-005-21-2357-055-99-520-030-5720-300-06	Health Education - Broadmeadow - Out-of-State Travel/ Conferences	0	0	0	0	0	0.00%
0001-3641-005-21-2410-055-99-520-030-5517-300-05	Health Education - Broadmeadow - Textbooks/ Workbooks	0	0	0	0	0	0.00%
0001-3641-005-21-2415-055-99-520-030-5512-300-05	Health Education - Broadmeadow - Instr. Mat/Clsrm Lib & Ref - Teaching Aids	136	0	76	76	0	0.00%
0001-3641-005-22-2305-055-99-520-010-5110-300-01	Health Education - Eliot - Salaries	0	0	0	0	0	0.00%
0001-3641-005-22-2357-055-99-520-030-5710-300-06	Health Education - Eliot - In-State Travel	0	0	0	0	0	0.00%
0001-3641-005-22-2357-055-99-520-030-5720-300-06	Health Education - Eliot - Out-of-State Travel/ Conferences	0	0	0	0	0	0.00%
0001-3641-005-22-2410-055-99-520-030-5517-300-05	Health Education - Eliot - Textbooks/ Workbooks	0	0	0	0	0	0.00%
0001-3641-005-22-2415-055-99-520-030-5512-300-05	Health Education - Eliot - Instr. Mat/Clsrm Lib & Ref - Teaching Aids	103	50	52	52	0	0.00%
0001-3641-005-23-2305-055-99-520-010-5110-300-01	Health Education - Hillside - Salaries	0	0	0	0	0	0.00%
0001-3641-005-23-2357-055-99-520-030-5710-300-06	Health Education - Hillside - In-State Travel	0	0	0	0	0	0.00%
0001-3641-005-23-2357-055-99-520-030-5720-300-06	Health Education - Hillside - Out-of-State Travel/ Conferences	0	0	0	0	0	0.00%
0001-3641-005-23-2410-055-99-520-030-5517-300-05	Health Education - Hillside - Textbooks/ Workbooks	0	0	0	0	0	0.00%
0001-3641-005-23-2415-055-99-520-030-5512-300-05	Health Education - Hillside - Instr. Mat/Clsrm Lib & Ref - Teaching Aids	0	50	59	59	0	0.00%
0001-3641-005-24-2305-055-99-520-010-5110-300-01	Health Education - Mitchell - Salaries	0	0	0	0	0	0.00%
0001-3641-005-24-2357-055-99-520-030-5710-300-06	Health Education - Mitchell - In-State Travel	0	0	0	0	0	0.00%
0001-3641-005-24-2357-055-99-520-030-5720-300-06	Health Education - Mitchell - Out-of-State Travel/ Conferences	0	0	0	0	0	0.00%

FY10 SCHOOL COMMITTEE OPERATING BUDGET
Needham Public Schools

FISCAL YEAR: 2010

ACCOUNTNO	ACCOUNT DESCRIPTION	FY07 ACTUALS	FY08 ACTUALS	FY09 TM BUDGET	FY10 APPROVED	\$ CHG	% CH
0001-3641-005-24-2410-055-99-520-030-5517-300-05	Health Education - Mitchell - Textbooks/ Workbooks	0	0	0	0	0	0.00%
0001-3641-005-24-2415-055-99-520-030-5512-300-05	Health Education - Mitchell - Instr. Mat/Clsrm Lib & Ref - Teaching Aids	49	0	59	59	0	0.00%
0001-3641-005-25-2305-055-99-520-010-5110-300-01	Health Education - Newman - Salaries	0	0	0	0	0	0.00%
0001-3641-005-25-2357-055-99-520-030-5710-300-06	Health Education - Newman - In-State Travel	0	0	0	0	0	0.00%
0001-3641-005-25-2357-055-99-520-030-5720-300-06	Health Education - Newman - Out-of-State Travel/ Conferences	0	0	0	0	0	0.00%
0001-3641-005-25-2410-055-99-520-030-5517-300-05	Health Education - Newman - Textbooks/ Workbooks	0	0	0	0	0	0.00%
0001-3641-005-25-2415-055-99-520-030-5512-300-05	Health Education - Newman - Instr. Mat/Clsrm Lib & Ref - Teaching Aids	0	0	96	96	0	0.00%
0001-3641-005-26-2305-055-99-520-010-5110-300-01	Health Education - High Rock - Salaries	0	0	0	39,502	39,502	100.00%
0001-3641-005-26-2305-055-99-520-010-5146-300-01	Health Education - High Rock - Longevity	0	0	0	363	363	100.00%
0001-3641-005-26-2305-055-99-520-010-5147-300-01	Health Education - High Rock - Alt. Longevity	0	0	0	0	0	0.00%
0001-3641-005-26-2357-055-99-520-030-5710-300-06	Health Education - High Rock - In-State Travel	0	0	0	0	0	0.00%
0001-3641-005-26-2357-055-99-520-030-5720-300-06	Health Education - High Rock - Out-of-State Travel/ Conferences	0	0	0	0	0	0.00%
0001-3641-005-26-2410-055-99-520-030-5517-300-05	Health Education - High Rock - Textbooks/ Workbooks	0	0	0	0	0	0.00%
0001-3641-005-26-2415-055-99-520-030-5512-300-05	Health Education - High Rock - Instr. Mat/Clsrm Lib & Ref - Teaching Aids	0	0	0	113	113	100.00%
0001-3641-005-30-2305-055-99-520-010-5110-300-01	Health Education - Pollard - Salaries	78,045	80,008	83,955	57,867	-26,088	-31.07%
0001-3641-005-30-2305-055-99-520-010-5146-300-01	Health Education - Pollard - Longevity	0	0	0	737	737	100.00%
0001-3641-005-30-2305-055-99-520-010-5147-300-01	Health Education - Pollard - Alt. Longevity	0	0	0	0	0	0.00%
0001-3641-005-30-2357-055-99-520-030-5710-300-06	Health Education - Pollard - In-State Travel	0	0	0	0	0	0.00%
0001-3641-005-30-2357-055-99-520-030-5720-300-06	Health Education - Pollard - Out-of-State Travel/ Conferences	0	0	0	0	0	0.00%
0001-3641-005-30-2410-055-99-520-030-5517-300-05	Health Education - Pollard - Textbooks/ Workbooks	0	0	0	0	0	0.00%
0001-3641-005-30-2415-055-99-520-030-5512-300-05	Health Education - Pollard - Instr. Mat/Clsrm Lib & Ref - Teaching Aids	35	0	342	229	-113	-33.04%
0001-3641-005-40-2305-055-99-520-010-5110-300-01	Health Education - NHS - Salaries	0	0	0	0	0	0.00%
0001-3641-005-40-2305-055-99-520-010-5146-300-01	Health Education - NHS - Longevity	0	0	0	0	0	0.00%
0001-3641-005-40-2305-055-99-520-010-5147-300-01	Health Education - NHS - Alt. Longevity	0	0	0	0	0	0.00%
0001-3641-005-40-2410-055-99-520-030-5517-300-05	Health Education - NHS - Textbooks/ Workbooks	0	0	0	0	0	0.00%
0001-3641-005-40-2415-055-99-520-030-5512-300-05	Health Education - NHS - Instr. Mat/Clsrm Lib & Ref - Teaching Aids	483	30	342	342	0	0.00%
	TOTALS FOR: 3641	79,600	80,630	85,465	99,979	14,514	16.98%
0001-3642-005-10-2110-099-99-520-010-5110-300-01	K-12 Physical Education & Health Director - District - Salaries	84,677	99,879	104,078	85,927	-18,151	-17.44%
0001-3642-005-10-2110-099-99-520-010-5110-300-02	K-12 Physical Education & Health Director - District - Salaries	32,175	32,678	33,496	27,519	-5,977	-17.84%
0001-3642-005-10-2110-099-99-520-010-5146-300-02	K-12 Physical Education & Health Director - District - Longevity	500	500	500	500	0	0.00%
0001-3642-005-10-2110-099-99-520-010-5147-300-01	K-12 Physical Education & Health Director - District - Alt. Longevity	0	0	0	0	0	0.00%
0001-3642-005-10-2110-099-99-520-030-5420-300-05	K-12 Physical Education & Health Director - District - Office Supplies	323	202	203	203	0	0.00%
0001-3642-005-10-2357-099-99-520-020-5320-300-04	K-12 Physical Education & Health Director - District - Tuition	0	1,000	0	0	0	0.00%
0001-3642-005-10-2357-099-99-520-030-5710-300-06	K-12 Physical Education & Health Director - District - In-State Travel	0	80	0	750	750	100.00%
0001-3642-005-10-2357-099-99-520-030-5720-300-06	K-12 Physical Education & Health Director - District - Out-of-State Travel/ Conferences	609	268	750	0	-750	-100.00%
0001-3642-005-10-2357-099-99-520-030-5780-003-06	K-12 Physical Education & Health Director - District - All Other Expenses	0	0	1,000	1,000	0	0.00%
	TOTALS FOR: 3642	118,284	134,607	140,027	115,899	-24,128	-17.23%
0001-3650-005-10-2357-070-99-520-030-5710-300-06	Fine Arts - District - In-State Travel	175	110	0	0	0	0.00%

FY10 SCHOOL COMMITTEE OPERATING BUDGET
Needham Public Schools

FISCAL YEAR: 2010

ACCOUNTNO	ACCOUNT DESCRIPTION	FY07 ACTUALS	FY08 ACTUALS	FY09 TM BUDGET	FY10 APPROVED	\$ CHG	% CH
0001-3650-005-10-2357-070-99-520-030-5720-300-06	Fine Arts - District - Out-of-State Travel/ Conferences	575	0	750	750	0	0.00%
0001-3650-005-10-2420-070-99-520-030-5510-300-05	Fine Arts - District - Educational Supplies	0	0	0	0	0	0.00%
0001-3650-005-10-2420-070-99-520-030-5522-300-05	Fine Arts - District - Instructional Equipment	0	0	0	0	0	0.00%
0001-3650-005-21-2305-070-99-520-010-5110-300-01	Fine Arts - Broadmeadow - Salaries	39,884	48,758	53,818	59,178	5,360	9.96%
0001-3650-005-21-2305-070-99-520-010-5146-300-01	Fine Arts - Broadmeadow - Longevity	0	0	0	0	0	0.00%
0001-3650-005-21-2305-070-99-520-010-5147-300-01	Fine Arts - Broadmeadow - Alt. Longevity	0	0	0	0	0	0.00%
0001-3650-005-21-2357-070-99-520-030-5710-300-06	Fine Arts - Broadmeadow - In-State Travel	125	134	0	0	0	0.00%
0001-3650-005-21-2357-070-99-520-030-5720-300-06	Fine Arts - Broadmeadow - Out-of-State Travel/ Conferences	0	0	0	0	0	0.00%
0001-3650-005-21-2420-070-99-520-020-5257-300-04	Fine Arts - Broadmeadow - Repairs & Maintenance - Equipment	75	0	100	100	0	0.00%
0001-3650-005-21-2420-070-99-520-030-5510-300-05	Fine Arts - Broadmeadow - Educational Supplies	217	248	2,539	2,539	0	0.00%
0001-3650-005-21-2420-070-99-520-030-5522-300-05	Fine Arts - Broadmeadow - Instructional Equipment	2,742	1,803	223	223	0	0.00%
0001-3650-005-21-2440-070-99-520-030-5510-300-05	Fine Arts - Broadmeadow - Educational Supplies	0	0	0	0	0	0.00%
0001-3650-005-21-2440-070-99-520-030-5780-300-06	Fine Arts - Broadmeadow - All Other Expenses	0	0	0	0	0	0.00%
0001-3650-005-21-2451-070-99-520-020-5255-300-04	Fine Arts - Broadmeadow - Repairs & Maintenance - Technology	0	0	0	0	0	0.00%
0001-3650-005-21-2451-070-99-520-030-5525-300-05	Fine Arts - Broadmeadow - Instructional Technology	0	0	0	0	0	0.00%
0001-3650-005-22-2305-070-99-520-010-5110-300-01	Fine Arts - Eliot - Salaries	46,044	47,745	49,530	51,821	2,291	4.63%
0001-3650-005-22-2305-070-99-520-010-5146-300-01	Fine Arts - Eliot - Longevity	0	0	0	0	0	0.00%
0001-3650-005-22-2305-070-99-520-010-5147-300-01	Fine Arts - Eliot - Alt. Longevity	0	0	0	0	0	0.00%
0001-3650-005-22-2357-070-99-520-030-5710-300-06	Fine Arts - Eliot - In-State Travel	66	0	0	0	0	0.00%
0001-3650-005-22-2357-070-99-520-030-5720-300-06	Fine Arts - Eliot - Out-of-State Travel/ Conferences	0	0	0	0	0	0.00%
0001-3650-005-22-2420-070-99-520-020-5257-300-04	Fine Arts - Eliot - Repairs & Maintenance - Equipment	77	0	100	100	0	0.00%
0001-3650-005-22-2420-070-99-520-030-5510-300-05	Fine Arts - Eliot - Educational Supplies	40	133	1,717	1,717	0	0.00%
0001-3650-005-22-2420-070-99-520-030-5522-300-05	Fine Arts - Eliot - Instructional Equipment	1,711	1,716	151	151	0	0.00%
0001-3650-005-22-2440-070-99-520-030-5510-300-05	Fine Arts - Eliot - Educational Supplies	0	0	0	0	0	0.00%
0001-3650-005-22-2440-070-99-520-030-5780-300-06	Fine Arts - Eliot - All Other Expenses	0	0	0	0	0	0.00%
0001-3650-005-22-2451-070-99-520-020-5255-300-04	Fine Arts - Eliot - Repairs & Maintenance - Technology	0	0	0	0	0	0.00%
0001-3650-005-22-2451-070-99-520-030-5525-300-05	Fine Arts - Eliot - Instructional Technology	0	0	0	0	0	0.00%
0001-3650-005-23-2305-070-99-520-010-5110-300-01	Fine Arts - Hillside - Salaries	42,084	44,041	46,070	48,483	2,413	5.24%
0001-3650-005-23-2305-070-99-520-010-5146-300-01	Fine Arts - Hillside - Longevity	0	0	0	0	0	0.00%
0001-3650-005-23-2305-070-99-520-010-5147-300-01	Fine Arts - Hillside - Alt. Longevity	0	0	0	0	0	0.00%
0001-3650-005-23-2357-070-99-520-030-5710-300-06	Fine Arts - Hillside - In-State Travel	88	37	0	0	0	0.00%
0001-3650-005-23-2357-070-99-520-030-5720-300-06	Fine Arts - Hillside - Out-of-State Travel/ Conferences	0	0	0	0	0	0.00%
0001-3650-005-23-2420-070-99-520-020-5257-300-04	Fine Arts - Hillside - Repairs & Maintenance - Equipment	0	0	0	0	0	0.00%
0001-3650-005-23-2420-070-99-520-030-5510-300-05	Fine Arts - Hillside - Educational Supplies	172	1,246	1,725	1,725	0	0.00%
0001-3650-005-23-2420-070-99-520-030-5522-300-05	Fine Arts - Hillside - Instructional Equipment	1,968	248	173	173	0	0.00%
0001-3650-005-23-2440-070-99-520-030-5510-300-05	Fine Arts - Hillside - Educational Supplies	0	0	250	250	0	0.00%
0001-3650-005-23-2440-070-99-520-030-5780-300-06	Fine Arts - Hillside - All Other Expenses	0	0	0	0	0	0.00%
0001-3650-005-23-2451-070-99-520-020-5255-300-04	Fine Arts - Hillside - Repairs & Maintenance - Technology	0	0	0	0	0	0.00%
0001-3650-005-23-2451-070-99-520-030-5525-300-05	Fine Arts - Hillside - Instructional Technology	0	0	0	0	0	0.00%
0001-3650-005-24-2305-070-99-520-010-5110-300-01	Fine Arts - Mitchell - Salaries	45,547	48,841	52,201	55,742	3,541	6.78%

FY10 SCHOOL COMMITTEE OPERATING BUDGET
Needham Public Schools

FISCAL YEAR: 2010

ACCOUNTNO	ACCOUNT DESCRIPTION	FY07 ACTUALS	FY08 ACTUALS	FY09 TM BUDGET	FY10 APPROVED	\$ CHG	% CH
0001-3650-005-24-2305-070-99-520-010-5146-300-01	Fine Arts - Mitchell - Longevity	0	0	0	0	0	0.00%
0001-3650-005-24-2305-070-99-520-010-5147-300-01	Fine Arts - Mitchell - Alt. Longevity	0	0	0	0	0	0.00%
0001-3650-005-24-2357-070-99-520-030-5710-300-06	Fine Arts - Mitchell - In-State Travel	82	26	0	0	0	0.00%
0001-3650-005-24-2357-070-99-520-030-5720-300-06	Fine Arts - Mitchell - Out-of-State Travel/ Conferences	0	0	0	0	0	0.00%
0001-3650-005-24-2420-070-99-520-020-5257-300-04	Fine Arts - Mitchell - Repairs & Maintenance - Equipment	0	0	0	0	0	0.00%
0001-3650-005-24-2420-070-99-520-030-5510-300-05	Fine Arts - Mitchell - Educational Supplies	160	0	1,965	1,965	0	0.00%
0001-3650-005-24-2420-070-99-520-030-5522-300-05	Fine Arts - Mitchell - Instructional Equipment	1,954	1,748	172	172	0	0.00%
0001-3650-005-24-2440-070-99-520-030-5510-300-05	Fine Arts - Mitchell - Educational Supplies	0	0	0	0	0	0.00%
0001-3650-005-24-2440-070-99-520-030-5780-300-06	Fine Arts - Mitchell - All Other Expenses	0	0	0	0	0	0.00%
0001-3650-005-24-2451-070-99-520-020-5255-300-04	Fine Arts - Mitchell - Repairs & Maintenance - Technology	0	0	0	0	0	0.00%
0001-3650-005-24-2451-070-99-520-030-5525-300-05	Fine Arts - Mitchell - Instructional Technology	0	0	0	0	0	0.00%
0001-3650-005-25-2305-070-99-520-010-5110-300-01	Fine Arts - Newman - Salaries	84,106	85,427	89,935	92,944	3,009	3.35%
0001-3650-005-25-2305-070-99-520-010-5146-300-01	Fine Arts - Newman - Longevity	0	0	0	0	0	0.00%
0001-3650-005-25-2305-070-99-520-010-5147-300-01	Fine Arts - Newman - Alt. Longevity	0	0	0	0	0	0.00%
0001-3650-005-25-2357-070-99-520-030-5710-300-06	Fine Arts - Newman - In-State Travel	72	0	0	0	0	0.00%
0001-3650-005-25-2357-070-99-520-030-5720-300-06	Fine Arts - Newman - Out-of-State Travel/ Conferences	0	0	0	0	0	0.00%
0001-3650-005-25-2420-070-99-520-020-5257-300-04	Fine Arts - Newman - Repairs & Maintenance - Equipment	0	0	0	0	0	0.00%
0001-3650-005-25-2420-070-99-520-030-5510-300-05	Fine Arts - Newman - Educational Supplies	275	2,044	3,204	3,204	0	0.00%
0001-3650-005-25-2420-070-99-520-030-5522-300-05	Fine Arts - Newman - Instructional Equipment	3,166	527	281	281	0	0.00%
0001-3650-005-25-2440-070-99-520-030-5510-300-05	Fine Arts - Newman - Educational Supplies	0	0	0	0	0	0.00%
0001-3650-005-25-2440-070-99-520-030-5780-300-06	Fine Arts - Newman - All Other Expenses	0	0	0	0	0	0.00%
0001-3650-005-25-2451-070-99-520-020-5255-300-04	Fine Arts - Newman - Repairs & Maintenance - Technology	0	0	0	0	0	0.00%
0001-3650-005-25-2451-070-99-520-030-5525-300-05	Fine Arts - Newman - Instructional Technology	0	0	0	0	0	0.00%
0001-3650-005-26-2305-070-99-520-010-5110-300-01	Fine Arts - High Rock - Salaries	0	0	0	61,569	61,569	100.00%
0001-3650-005-26-2305-070-99-520-010-5146-300-01	Fine Arts - High Rock - Longevity	0	0	0	0	0	0.00%
0001-3650-005-26-2305-070-99-520-010-5147-300-01	Fine Arts - High Rock - Alt. Longevity	0	0	0	0	0	0.00%
0001-3650-005-26-2357-070-99-520-030-5710-300-06	Fine Arts - High Rock - In-State Travel	0	0	0	0	0	0.00%
0001-3650-005-26-2357-070-99-520-030-5720-300-06	Fine Arts - High Rock - Out-of-State Travel/ Conferences	0	0	0	0	0	0.00%
0001-3650-005-26-2420-070-99-520-020-5257-300-04	Fine Arts - High Rock - Repairs & Maintenance - Equipment	0	0	0	0	0	0.00%
0001-3650-005-26-2420-070-99-520-030-5510-300-05	Fine Arts - High Rock - Educational Supplies	0	0	0	1,321	1,321	100.00%
0001-3650-005-26-2420-070-99-520-030-5522-300-05	Fine Arts - High Rock - Instructional Equipment	0	0	0	330	330	100.00%
0001-3650-005-26-2440-070-99-520-030-5510-300-05	Fine Arts - High Rock - Educational Supplies	0	0	0	1,188	1,188	100.00%
0001-3650-005-26-2440-070-99-520-030-5780-300-06	Fine Arts - High Rock - All Other Expenses	0	0	0	0	0	0.00%
0001-3650-005-26-2451-070-99-520-030-5525-300-05	Fine Arts - High Rock - Instructional Technology	0	0	0	0	0	0.00%
0001-3650-005-30-2305-070-99-520-010-5110-300-01	Fine Arts - Pollard - Salaries	213,522	238,942	264,145	206,735	-57,410	-21.73%
0001-3650-005-30-2305-070-99-520-010-5146-300-01	Fine Arts - Pollard - Longevity	0	0	0	0	0	0.00%
0001-3650-005-30-2305-070-99-520-010-5147-300-01	Fine Arts - Pollard - Alt. Longevity	0	0	0	0	0	0.00%
0001-3650-005-30-2357-070-99-520-030-5710-300-06	Fine Arts - Pollard - In-State Travel	7	0	0	0	0	0.00%
0001-3650-005-30-2357-070-99-520-030-5720-300-06	Fine Arts - Pollard - Out-of-State Travel/ Conferences	0	0	0	0	0	0.00%

FY10 SCHOOL COMMITTEE OPERATING BUDGET
Needham Public Schools

FISCAL YEAR: 2010

ACCOUNTNO	ACCOUNT DESCRIPTION	FY07 ACTUALS	FY08 ACTUALS	FY09 TM BUDGET	FY10 APPROVED	\$ CHG	% CH
0001-3650-005-30-2420-070-99-520-020-5257-300-04	Fine Arts - Pollard - Repairs & Maintenance - Equipment	288	348	350	350	0	0.00%
0001-3650-005-30-2420-070-99-520-030-5510-300-05	Fine Arts - Pollard - Educational Supplies	1,043	4,811	7,033	5,712	-1,321	-18.78%
0001-3650-005-30-2420-070-99-520-030-5522-300-05	Fine Arts - Pollard - Instructional Equipment	0	3,163	1,000	670	-330	-33.00%
0001-3650-005-30-2440-070-99-520-030-5510-300-05	Fine Arts - Pollard - Educational Supplies	0	0	1,600	2,412	812	50.75%
0001-3650-005-30-2440-070-99-520-030-5780-300-06	Fine Arts - Pollard - All Other Expenses	0	0	0	0	0	0.00%
0001-3650-005-30-2451-070-99-520-030-5525-300-05	Fine Arts - Pollard - Instructional Technology	10,527	0	0	0	0	0.00%
0001-3650-005-40-2305-070-99-520-010-5110-300-01	Fine Arts - NHS - Salaries	439,081	445,855	448,300	470,862	22,562	5.03%
0001-3650-005-40-2305-070-99-520-010-5146-300-01	Fine Arts - NHS - Longevity	1,500	1,500	1,500	1,900	400	26.67%
0001-3650-005-40-2305-070-99-520-010-5147-300-01	Fine Arts - NHS - Alt. Longevity	0	0	0	0	0	0.00%
0001-3650-005-40-2357-070-99-520-030-5710-300-06	Fine Arts - NHS - In-State Travel	0	0	0	0	0	0.00%
0001-3650-005-40-2357-070-99-520-030-5720-300-06	Fine Arts - NHS - Out-of-State Travel/ Conferences	0	0	0	0	0	0.00%
0001-3650-005-40-2420-070-99-520-020-5257-300-04	Fine Arts - NHS - Repairs & Maintenance - Equipment	338	0	350	350	0	0.00%
0001-3650-005-40-2420-070-99-520-030-5510-300-05	Fine Arts - NHS - Educational Supplies	996	10,840	8,786	8,786	0	0.00%
0001-3650-005-40-2420-070-99-520-030-5522-300-05	Fine Arts - NHS - Instructional Equipment	7,766	544	1,000	1,000	0	0.00%
0001-3650-005-40-2440-070-99-520-020-5380-300-04	Fine Arts - NHS - Other Purchased Services	204	0	0	0	0	0.00%
0001-3650-005-40-2440-070-99-520-030-5510-300-05	Fine Arts - NHS - Educational Supplies	0	0	0	0	0	0.00%
0001-3650-005-40-2440-070-99-520-030-5780-300-06	Fine Arts - NHS - All Other Expenses	0	0	0	0	0	0.00%
0001-3650-005-40-2451-070-99-520-030-5525-300-05	Fine Arts - NHS - Instructional Technology	0	0	0	0	0	0.00%
	TOTALS FOR: 3650	946,674	990,830	1,038,968	1,084,703	45,735	4.40%
0001-3651-005-10-2330-075-99-520-010-5110-300-03	Performing Arts - District - Salaries	1,550	2,200	0	0	0	0.00%
0001-3651-005-10-2357-075-99-520-030-5710-300-06	Performing Arts - District - In-State Travel	196	0	0	0	0	0.00%
0001-3651-005-10-2357-075-99-520-030-5720-300-06	Performing Arts - District - Out-of-State Travel/ Conferences	555	125	750	750	0	0.00%
0001-3651-005-10-2357-075-99-520-030-5730-300-06	Performing Arts - District - Dues and Memberships	0	0	0	0	0	0.00%
0001-3651-005-21-2305-075-99-520-010-5110-300-01	Performing Arts - Broadmeadow - Salaries	116,862	94,142	101,058	68,711	-32,347	-32.01%
0001-3651-005-21-2305-075-99-520-010-5146-300-01	Performing Arts - Broadmeadow - Longevity	0	0	0	0	0	0.00%
0001-3651-005-21-2305-075-99-520-010-5147-300-01	Performing Arts - Broadmeadow - Alt. Longevity	0	0	0	0	0	0.00%
0001-3651-005-21-2330-075-99-520-010-5110-300-03	Performing Arts - Broadmeadow - Salaries	0	1,797	0	0	0	0.00%
0001-3651-005-21-2330-099-99-520-010-5110-300-01	Performing Arts - Broadmeadow - Salaries	0	0	0	0	0	0.00%
0001-3651-005-21-2330-099-99-520-010-5110-300-03	Performing Arts - Broadmeadow - Salaries	1,324	0	1,476	1,476	0	0.00%
0001-3651-005-21-2357-075-99-520-030-5710-300-06	Performing Arts - Broadmeadow - In-State Travel	0	0	0	0	0	0.00%
0001-3651-005-21-2357-075-99-520-030-5720-300-06	Performing Arts - Broadmeadow - Out-of-State Travel/ Conferences	0	0	0	0	0	0.00%
0001-3651-005-21-2410-075-99-520-030-5517-300-05	Performing Arts - Broadmeadow - Textbooks/ Workbooks	130	400	699	699	0	0.00%
0001-3651-005-21-2420-075-99-520-020-5257-300-04	Performing Arts - Broadmeadow - Repairs & Maintenance - Equipment	0	95	200	200	0	0.00%
0001-3651-005-21-2420-075-99-520-030-5522-300-05	Performing Arts - Broadmeadow - Instructional Equipment	0	183	223	223	0	0.00%
0001-3651-005-21-2430-075-99-520-030-5510-300-05	Performing Arts - Broadmeadow - Educational Supplies	0	0	0	0	0	0.00%
0001-3651-005-21-2440-075-99-520-030-5510-300-05	Performing Arts - Broadmeadow - Educational Supplies	0	0	0	0	0	0.00%
0001-3651-005-21-2440-075-99-520-030-5780-300-06	Performing Arts - Broadmeadow - All Other Expenses	0	0	0	0	0	0.00%
0001-3651-005-22-2305-075-99-520-010-5110-300-01	Performing Arts - Eliot - Salaries	69,098	71,109	74,335	75,231	896	1.21%
0001-3651-005-22-2305-075-99-520-010-5146-300-01	Performing Arts - Eliot - Longevity	0	0	0	0	0	0.00%

FY10 SCHOOL COMMITTEE OPERATING BUDGET
Needham Public Schools

FISCAL YEAR: 2010

ACCOUNTNO	ACCOUNT DESCRIPTION	FY07 ACTUALS	FY08 ACTUALS	FY09 TM BUDGET	FY10 APPROVED	\$ CHG	% CH
0001-3651-005-22-2305-075-99-520-010-5147-300-01	Performing Arts - Eliot - Alt. Longevity	0	0	0	0	0	0.00%
0001-3651-005-22-2330-075-99-520-010-5110-300-03	Performing Arts - Eliot - Salaries	0	992	0	0	0	0.00%
0001-3651-005-22-2330-099-99-520-010-5110-300-01	Performing Arts - Eliot - Salaries	0	0	0	0	0	0.00%
0001-3651-005-22-2330-099-99-520-010-5110-300-03	Performing Arts - Eliot - Salaries	893	0	431	431	0	0.00%
0001-3651-005-22-2357-075-99-520-030-5710-300-06	Performing Arts - Eliot - In-State Travel	0	0	0	0	0	0.00%
0001-3651-005-22-2357-075-99-520-030-5720-300-06	Performing Arts - Eliot - Out-of-State Travel/ Conferences	0	180	0	0	0	0.00%
0001-3651-005-22-2410-075-99-520-030-5517-300-05	Performing Arts - Eliot - Textbooks/ Workbooks	276	50	490	490	0	0.00%
0001-3651-005-22-2410-075-99-520-030-5522-300-05	Performing Arts - Eliot - Instructional Equipment	0	0	0	0	0	0.00%
0001-3651-005-22-2420-075-99-520-020-5257-300-04	Performing Arts - Eliot - Repairs & Maintenance - Equipment	0	0	200	200	0	0.00%
0001-3651-005-22-2420-075-99-520-030-5522-300-05	Performing Arts - Eliot - Instructional Equipment	129	150	151	151	0	0.00%
0001-3651-005-22-2430-075-99-520-030-5510-300-05	Performing Arts - Eliot - Educational Supplies	0	0	0	0	0	0.00%
0001-3651-005-22-2440-075-99-520-030-5510-300-05	Performing Arts - Eliot - Educational Supplies	0	0	0	0	0	0.00%
0001-3651-005-22-2440-075-99-520-030-5780-300-06	Performing Arts - Eliot - All Other Expenses	1,119	0	0	0	0	0.00%
0001-3651-005-23-2305-075-99-520-010-5110-300-01	Performing Arts - Hillside - Salaries	62,802	63,698	68,234	72,768	4,534	6.64%
0001-3651-005-23-2305-075-99-520-010-5146-300-01	Performing Arts - Hillside - Longevity	0	0	0	0	0	0.00%
0001-3651-005-23-2305-075-99-520-010-5147-300-01	Performing Arts - Hillside - Alt. Longevity	0	0	0	0	0	0.00%
0001-3651-005-23-2330-099-99-520-010-5110-300-01	Performing Arts - Hillside - Salaries	0	0	0	0	0	0.00%
0001-3651-005-23-2330-099-99-520-010-5110-300-03	Performing Arts - Hillside - Salaries	26	0	431	431	0	0.00%
0001-3651-005-23-2357-075-99-520-030-5710-300-06	Performing Arts - Hillside - In-State Travel	0	0	0	0	0	0.00%
0001-3651-005-23-2357-075-99-520-030-5720-300-06	Performing Arts - Hillside - Out-of-State Travel/ Conferences	0	130	0	0	0	0.00%
0001-3651-005-23-2410-075-99-520-030-5517-300-05	Performing Arts - Hillside - Textbooks/ Workbooks	0	121	595	595	0	0.00%
0001-3651-005-23-2420-075-99-520-020-5257-300-04	Performing Arts - Hillside - Repairs & Maintenance - Equipment	0	190	200	200	0	0.00%
0001-3651-005-23-2420-075-99-520-030-5522-300-05	Performing Arts - Hillside - Instructional Equipment	0	182	173	173	0	0.00%
0001-3651-005-23-2430-075-99-520-030-5510-300-05	Performing Arts - Hillside - Educational Supplies	0	0	0	0	0	0.00%
0001-3651-005-23-2440-075-99-520-030-5510-300-05	Performing Arts - Hillside - Educational Supplies	0	0	0	0	0	0.00%
0001-3651-005-23-2440-075-99-520-030-5780-300-06	Performing Arts - Hillside - All Other Expenses	0	0	0	0	0	0.00%
0001-3651-005-24-2305-075-99-520-010-5110-300-01	Performing Arts - Mitchell - Salaries	67,634	71,556	75,365	86,918	11,553	15.33%
0001-3651-005-24-2305-075-99-520-010-5146-300-01	Performing Arts - Mitchell - Longevity	0	0	0	0	0	0.00%
0001-3651-005-24-2305-075-99-520-010-5147-300-01	Performing Arts - Mitchell - Alt. Longevity	0	0	0	0	0	0.00%
0001-3651-005-24-2330-075-99-520-010-5110-300-03	Performing Arts - Mitchell - Salaries	0	2,234	0	0	0	0.00%
0001-3651-005-24-2330-099-99-520-010-5110-300-01	Performing Arts - Mitchell - Salaries	0	0	0	0	0	0.00%
0001-3651-005-24-2330-099-99-520-010-5110-300-03	Performing Arts - Mitchell - Salaries	1,723	0	431	431	0	0.00%
0001-3651-005-24-2357-075-99-520-030-5710-300-06	Performing Arts - Mitchell - In-State Travel	0	36	0	0	0	0.00%
0001-3651-005-24-2357-075-99-520-030-5720-300-06	Performing Arts - Mitchell - Out-of-State Travel/ Conferences	0	0	0	0	0	0.00%
0001-3651-005-24-2410-075-99-520-030-5517-300-05	Performing Arts - Mitchell - Textbooks/ Workbooks	0	515	699	699	0	0.00%
0001-3651-005-24-2420-075-99-520-020-5257-300-04	Performing Arts - Mitchell - Repairs & Maintenance - Equipment	0	0	200	200	0	0.00%
0001-3651-005-24-2420-075-99-520-030-5522-300-05	Performing Arts - Mitchell - Instructional Equipment	0	170	172	172	0	0.00%
0001-3651-005-24-2430-075-99-520-030-5510-300-05	Performing Arts - Mitchell - Educational Supplies	0	0	0	0	0	0.00%
0001-3651-005-24-2440-075-99-520-030-5510-300-05	Performing Arts - Mitchell - Educational Supplies	0	0	0	0	0	0.00%

FY10 SCHOOL COMMITTEE OPERATING BUDGET
Needham Public Schools

FISCAL YEAR: 2010

ACCOUNTNO	ACCOUNT DESCRIPTION	FY07 ACTUALS	FY08 ACTUALS	FY09 TM BUDGET	FY10 APPROVED	\$ CHG	% CH
0001-3651-005-24-2440-075-99-520-030-5780-300-06	Performing Arts - Mitchell - All Other Expenses	0	0	0	0	0	0.00%
0001-3651-005-25-2305-075-99-520-010-5110-300-01	Performing Arts - Newman - Salaries	63,810	70,444	73,577	60,851	-12,726	-17.30%
0001-3651-005-25-2305-075-99-520-010-5146-300-01	Performing Arts - Newman - Longevity	0	0	0	0	0	0.00%
0001-3651-005-25-2305-075-99-520-010-5147-300-01	Performing Arts - Newman - Alt. Longevity	0	0	0	0	0	0.00%
0001-3651-005-25-2330-075-99-520-010-5110-300-03	Performing Arts - Newman - Salaries	0	1,933	0	0	0	0.00%
0001-3651-005-25-2330-099-99-520-010-5110-300-01	Performing Arts - Newman - Salaries	0	0	0	0	0	0.00%
0001-3651-005-25-2330-099-99-520-010-5110-300-03	Performing Arts - Newman - Salaries	1,518	0	1,476	1,476	0	0.00%
0001-3651-005-25-2357-075-99-520-030-5710-300-06	Performing Arts - Newman - In-State Travel	0	180	0	0	0	0.00%
0001-3651-005-25-2357-075-99-520-030-5720-300-06	Performing Arts - Newman - Out-of-State Travel/ Conferences	0	0	0	0	0	0.00%
0001-3651-005-25-2410-075-99-520-030-5517-300-05	Performing Arts - Newman - Textbooks/ Workbooks	0	469	1,117	1,117	0	0.00%
0001-3651-005-25-2420-075-99-520-020-5257-300-04	Performing Arts - Newman - Repairs & Maintenance - Equipment	170	190	200	200	0	0.00%
0001-3651-005-25-2420-075-99-520-030-5522-300-05	Performing Arts - Newman - Instructional Equipment	18	274	281	281	0	0.00%
0001-3651-005-25-2430-075-99-520-030-5510-300-05	Performing Arts - Newman - Educational Supplies	0	0	0	0	0	0.00%
0001-3651-005-25-2440-075-99-520-030-5510-300-05	Performing Arts - Newman - Educational Supplies	0	0	0	0	0	0.00%
0001-3651-005-25-2440-075-99-520-030-5780-300-06	Performing Arts - Newman - All Other Expenses	0	0	0	0	0	0.00%
0001-3651-005-26-2305-075-99-520-010-5110-300-01	Performing Arts - High Rock - Salaries	0	0	0	106,860	106,860	100.00%
0001-3651-005-26-2305-075-99-520-010-5146-300-01	Performing Arts - High Rock - Longevity	0	0	0	0	0	0.00%
0001-3651-005-26-2305-075-99-520-010-5147-300-01	Performing Arts - High Rock - Alt. Longevity	0	0	0	0	0	0.00%
0001-3651-005-26-2330-075-99-520-010-5110-300-03	Performing Arts - High Rock - Salaries	0	0	0	0	0	0.00%
0001-3651-005-26-2330-099-99-520-010-5110-300-01	Performing Arts - High Rock - Salaries	0	0	0	0	0	0.00%
0001-3651-005-26-2330-099-99-520-010-5110-300-03	Performing Arts - High Rock - Salaries	0	0	0	934	934	100.00%
0001-3651-005-26-2357-075-99-520-030-5710-300-06	Performing Arts - High Rock - In-State Travel	0	0	0	0	0	0.00%
0001-3651-005-26-2357-075-99-520-030-5720-300-06	Performing Arts - High Rock - Out-of-State Travel/ Conferences	0	0	0	0	0	0.00%
0001-3651-005-26-2410-075-99-520-030-5517-300-05	Performing Arts - High Rock - Textbooks/ Workbooks	0	0	0	726	726	100.00%
0001-3651-005-26-2420-075-99-520-020-5257-300-04	Performing Arts - High Rock - Repairs & Maintenance - Equipment	0	0	0	330	330	100.00%
0001-3651-005-26-2420-075-99-520-030-5522-300-05	Performing Arts - High Rock - Instructional Equipment	0	0	0	330	330	100.00%
0001-3651-005-26-2420-075-99-520-030-5710-300-05	Performing Arts - High Rock - In-State Travel	0	0	0	0	0	0.00%
0001-3651-005-26-2430-075-99-520-030-5510-300-05	Performing Arts - High Rock - Educational Supplies	0	0	0	660	660	100.00%
0001-3651-005-26-2440-075-99-520-030-5510-300-05	Performing Arts - High Rock - Educational Supplies	0	0	0	0	0	0.00%
0001-3651-005-26-2440-075-99-520-030-5780-300-06	Performing Arts - High Rock - All Other Expenses	0	0	0	0	0	0.00%
0001-3651-005-30-2305-075-99-520-010-5110-300-01	Performing Arts - Pollard - Salaries	164,772	168,696	174,801	80,186	-94,615	-54.13%
0001-3651-005-30-2305-075-99-520-010-5146-300-01	Performing Arts - Pollard - Longevity	0	0	0	0	0	0.00%
0001-3651-005-30-2305-075-99-520-010-5147-300-01	Performing Arts - Pollard - Alt. Longevity	0	0	0	0	0	0.00%
0001-3651-005-30-2330-075-99-520-010-5110-300-03	Performing Arts - Pollard - Salaries	0	6,885	0	0	0	0.00%
0001-3651-005-30-2330-099-99-520-010-5110-300-01	Performing Arts - Pollard - Salaries	0	0	0	0	0	0.00%
0001-3651-005-30-2330-099-99-520-010-5110-300-03	Performing Arts - Pollard - Salaries	6,201	100	2,829	1,895	-934	-33.02%
0001-3651-005-30-2357-075-99-520-030-5710-300-06	Performing Arts - Pollard - In-State Travel	0	0	0	0	0	0.00%
0001-3651-005-30-2357-075-99-520-030-5720-300-06	Performing Arts - Pollard - Out-of-State Travel/ Conferences	0	0	0	0	0	0.00%
0001-3651-005-30-2410-075-99-520-030-5517-300-05	Performing Arts - Pollard - Textbooks/ Workbooks	0	1,384	2,200	1,474	-726	-33.00%

FY10 SCHOOL COMMITTEE OPERATING BUDGET
Needham Public Schools

FISCAL YEAR: 2010

ACCOUNTNO	ACCOUNT DESCRIPTION	FY07 ACTUALS	FY08 ACTUALS	FY09 TM BUDGET	FY10 APPROVED	\$ CHG	% CH
0001-3651-005-30-2420-075-99-520-020-5257-300-04	Performing Arts - Pollard - Repairs & Maintenance - Equipment	0	929	1,000	670	-330	-33.00%
0001-3651-005-30-2420-075-99-520-030-5522-300-05	Performing Arts - Pollard - Instructional Equipment	249	89	1,000	670	-330	-33.00%
0001-3651-005-30-2420-075-99-520-030-5710-300-05	Performing Arts - Pollard - In-State Travel	0	0	0	0	0	0.00%
0001-3651-005-30-2430-075-99-520-030-5510-300-05	Performing Arts - Pollard - Educational Supplies	0	0	0	0	0	0.00%
0001-3651-005-30-2440-075-99-520-030-5510-300-05	Performing Arts - Pollard - Educational Supplies	13	0	0	1,340	1,340	100.00%
0001-3651-005-30-2440-075-99-520-030-5780-300-06	Performing Arts - Pollard - All Other Expenses	420	0	0	0	0	0.00%
0001-3651-005-40-2305-075-99-520-010-5110-300-01	Performing Arts - NHS - Salaries	138,543	145,289	148,586	158,770	10,184	6.85%
0001-3651-005-40-2305-075-99-520-010-5146-300-01	Performing Arts - NHS - Longevity	0	0	0	0	0	0.00%
0001-3651-005-40-2305-075-99-520-010-5147-300-01	Performing Arts - NHS - Alt. Longevity	0	0	0	0	0	0.00%
0001-3651-005-40-2330-099-99-520-010-5110-300-03	Performing Arts - NHS - Salaries	0	0	0	0	0	0.00%
0001-3651-005-40-2357-075-99-520-030-5710-300-06	Performing Arts - NHS - In-State Travel	0	0	0	0	0	0.00%
0001-3651-005-40-2357-075-99-520-030-5720-300-06	Performing Arts - NHS - Out-of-State Travel/ Conferences	0	0	0	0	0	0.00%
0001-3651-005-40-2410-075-99-520-030-5517-300-05	Performing Arts - NHS - Textbooks/ Workbooks	230	3,053	3,497	3,497	0	0.00%
0001-3651-005-40-2420-075-99-520-020-5257-300-04	Performing Arts - NHS - Repairs & Maintenance - Equipment	430	1,005	1,000	1,000	0	0.00%
0001-3651-005-40-2420-075-99-520-030-5522-300-05	Performing Arts - NHS - Instructional Equipment	226	414	1,000	1,000	0	0.00%
0001-3651-005-40-2430-075-99-520-030-5510-300-05	Performing Arts - NHS - Educational Supplies	0	0	0	0	0	0.00%
0001-3651-005-40-2440-075-99-520-030-5510-300-05	Performing Arts - NHS - Educational Supplies	(208)	0	0	0	0	0.00%
0001-3651-005-40-2440-075-99-520-030-5780-300-06	Performing Arts - NHS - All Other Expenses	2,694	0	0	0	0	0.00%
0001-3651-005-40-2451-075-99-520-020-5255-300-04	Performing Arts - NHS - Repairs & Maintenance - Technology	0	0	0	0	0	0.00%
0001-3651-005-40-2451-075-99-520-030-5525-300-05	Performing Arts - NHS - Instructional Technology	0	0	0	0	0	0.00%
	TOTALS FOR: 3651	703,404	711,590	739,077	735,416	-3,661	-0.50%
0001-3652-005-10-2110-099-99-520-010-5110-300-01	K-12 Fine & Performing Arts Director - District - Salaries	86,719	92,283	97,079	102,189	5,110	5.26%
0001-3652-005-10-2110-099-99-520-010-5110-300-02	K-12 Fine & Performing Arts Director - District - Salaries	29,769	33,218	33,496	30,959	-2,537	-7.57%
0001-3652-005-10-2110-099-99-520-010-5146-300-02	K-12 Fine & Performing Arts Director - District - Longevity	0	0	0	0	0	0.00%
0001-3652-005-10-2110-099-99-520-010-5147-300-01	K-12 Fine & Performing Arts Director - District - Alt. Longevity	0	0	0	0	0	0.00%
0001-3652-005-10-2110-099-99-520-030-5420-300-05	K-12 Fine & Performing Arts Director - District - Office Supplies	910	910	951	951	0	0.00%
0001-3652-005-10-2357-099-99-520-020-5320-300-04	K-12 Fine & Performing Arts Director - District - Tuition	0	270	0	0	0	0.00%
0001-3652-005-10-2357-099-99-520-030-5780-003-06	K-12 Fine & Performing Arts Director - District - All Other Expenses	0	0	1,000	1,000	0	0.00%
	TOTALS FOR: 3652	117,399	126,681	132,526	135,099	2,573	1.94%
0001-3660-005-10-2110-080-99-520-030-5420-300-05	World Languages - District - Office Supplies	212	304	639	639	0	0.00%
0001-3660-005-10-2357-099-99-520-030-5710-300-06	World Languages - District - In-State Travel	0	565	1,500	1,500	0	0.00%
0001-3660-005-10-2357-099-99-520-030-5720-300-06	World Languages - District - Out-of-State Travel/ Conferences	160	0	0	0	0	0.00%
0001-3660-005-10-2420-080-99-520-030-5522-300-05	World Languages - District - Instructional Equipment	182	222	200	200	0	0.00%
0001-3660-005-21-2305-080-99-520-010-5110-300-01	World Languages - Broadmeadow - Salaries	0	0	0	0	0	0.00%
0001-3660-005-21-2305-080-99-520-010-5146-300-01	World Languages - Broadmeadow - Longevity	0	0	0	0	0	0.00%
0001-3660-005-21-2305-080-99-520-010-5147-300-01	World Languages - Broadmeadow - Alt. Longevity	0	0	0	0	0	0.00%
0001-3660-005-21-2357-080-99-520-030-5710-300-06	World Languages - Broadmeadow - In-State Travel	0	0	0	0	0	0.00%
0001-3660-005-21-2357-080-99-520-030-5720-300-06	World Languages - Broadmeadow - Out-of-State Travel/ Conferences	0	0	0	0	0	0.00%
0001-3660-005-21-2415-080-99-520-030-5512-300-05	World Languages - Broadmeadow - Instr. Mat/Clsrm Lib & Ref - Teaching Aids	0	0	0	0	0	0.00%

FY10 SCHOOL COMMITTEE OPERATING BUDGET
Needham Public Schools

FISCAL YEAR: 2010

ACCOUNTNO	ACCOUNT DESCRIPTION	FY07 ACTUALS	FY08 ACTUALS	FY09 TM BUDGET	FY10 APPROVED	\$ CHG	% CH
0001-3660-005-21-2420-080-99-520-020-5257-300-04	World Languages - Broadmeadow - Repairs & Maintenance - Equipment	0	0	0	0	0	0.00%
0001-3660-005-21-2420-080-99-520-030-5522-300-05	World Languages - Broadmeadow - Instructional Equipment	0	0	0	0	0	0.00%
0001-3660-005-21-2430-080-99-520-030-5510-300-05	World Languages - Broadmeadow - Educational Supplies	0	0	0	0	0	0.00%
0001-3660-005-21-2451-080-99-520-030-5525-300-05	World Languages - Broadmeadow - Instructional Technology	0	0	0	0	0	0.00%
0001-3660-005-22-2305-080-99-520-010-5110-300-01	World Languages - Eliot - Salaries	0	0	0	0	0	0.00%
0001-3660-005-22-2305-080-99-520-010-5146-300-01	World Languages - Eliot - Longevity	0	0	0	0	0	0.00%
0001-3660-005-22-2305-080-99-520-010-5147-300-01	World Languages - Eliot - Alt. Longevity	0	0	0	0	0	0.00%
0001-3660-005-22-2357-080-99-520-030-5710-300-06	World Languages - Eliot - In-State Travel	0	0	0	0	0	0.00%
0001-3660-005-22-2357-080-99-520-030-5720-300-06	World Languages - Eliot - Out-of-State Travel/ Conferences	0	0	0	0	0	0.00%
0001-3660-005-22-2415-080-99-520-030-5512-300-05	World Languages - Eliot - Instr. Mat/Clsrm Lib & Ref - Teaching Aids	0	0	0	0	0	0.00%
0001-3660-005-22-2420-080-99-520-020-5257-300-04	World Languages - Eliot - Repairs & Maintenance - Equipment	0	0	0	0	0	0.00%
0001-3660-005-22-2420-080-99-520-030-5522-300-05	World Languages - Eliot - Instructional Equipment	0	0	0	0	0	0.00%
0001-3660-005-22-2430-080-99-520-030-5510-300-05	World Languages - Eliot - Educational Supplies	0	0	0	0	0	0.00%
0001-3660-005-22-2451-080-99-520-030-5525-300-05	World Languages - Eliot - Instructional Technology	0	0	0	0	0	0.00%
0001-3660-005-23-2305-080-99-520-010-5110-300-01	World Languages - Hillside - Salaries	0	0	0	0	0	0.00%
0001-3660-005-23-2305-080-99-520-010-5146-300-01	World Languages - Hillside - Longevity	0	0	0	0	0	0.00%
0001-3660-005-23-2305-080-99-520-010-5147-300-01	World Languages - Hillside - Alt. Longevity	0	0	0	0	0	0.00%
0001-3660-005-23-2357-080-99-520-030-5710-300-06	World Languages - Hillside - In-State Travel	0	0	0	0	0	0.00%
0001-3660-005-23-2357-080-99-520-030-5720-300-06	World Languages - Hillside - Out-of-State Travel/ Conferences	0	0	0	0	0	0.00%
0001-3660-005-23-2415-080-99-520-030-5512-300-05	World Languages - Hillside - Instr. Mat/Clsrm Lib & Ref - Teaching Aids	0	0	0	0	0	0.00%
0001-3660-005-23-2420-080-99-520-020-5257-300-04	World Languages - Hillside - Repairs & Maintenance - Equipment	0	0	0	0	0	0.00%
0001-3660-005-23-2420-080-99-520-030-5522-300-05	World Languages - Hillside - Instructional Equipment	0	0	0	0	0	0.00%
0001-3660-005-23-2430-080-99-520-030-5510-300-05	World Languages - Hillside - Educational Supplies	0	0	0	0	0	0.00%
0001-3660-005-23-2451-080-99-520-030-5525-300-05	World Languages - Hillside - Instructional Technology	0	0	0	0	0	0.00%
0001-3660-005-24-2305-080-99-520-010-5110-300-01	World Languages - Mitchell - Salaries	351	0	0	0	0	0.00%
0001-3660-005-24-2305-080-99-520-010-5146-300-01	World Languages - Mitchell - Longevity	0	0	0	0	0	0.00%
0001-3660-005-24-2305-080-99-520-010-5147-300-01	World Languages - Mitchell - Alt. Longevity	0	0	0	0	0	0.00%
0001-3660-005-24-2357-080-99-520-030-5710-300-06	World Languages - Mitchell - In-State Travel	0	0	0	0	0	0.00%
0001-3660-005-24-2357-080-99-520-030-5720-300-06	World Languages - Mitchell - Out-of-State Travel/ Conferences	0	0	0	0	0	0.00%
0001-3660-005-24-2415-080-99-520-030-5512-300-05	World Languages - Mitchell - Instr. Mat/Clsrm Lib & Ref - Teaching Aids	0	0	0	0	0	0.00%
0001-3660-005-24-2420-080-99-520-020-5257-300-04	World Languages - Mitchell - Repairs & Maintenance - Equipment	0	0	0	0	0	0.00%
0001-3660-005-24-2420-080-99-520-030-5522-300-05	World Languages - Mitchell - Instructional Equipment	0	0	0	0	0	0.00%
0001-3660-005-24-2430-080-99-520-030-5510-300-05	World Languages - Mitchell - Educational Supplies	0	0	0	0	0	0.00%
0001-3660-005-24-2451-080-99-520-030-5525-300-05	World Languages - Mitchell - Instructional Technology	0	0	0	0	0	0.00%
0001-3660-005-25-2305-080-99-520-010-5110-300-01	World Languages - Newman - Salaries	176	0	0	0	0	0.00%
0001-3660-005-25-2305-080-99-520-010-5146-300-01	World Languages - Newman - Longevity	0	0	0	0	0	0.00%
0001-3660-005-25-2305-080-99-520-010-5147-300-01	World Languages - Newman - Alt. Longevity	0	0	0	0	0	0.00%
0001-3660-005-25-2357-080-99-520-030-5710-300-06	World Languages - Newman - In-State Travel	0	0	0	0	0	0.00%

FY10 SCHOOL COMMITTEE OPERATING BUDGET
Needham Public Schools


FISCAL YEAR: 2010

ACCOUNTNO	ACCOUNT DESCRIPTION	FY07 ACTUALS	FY08 ACTUALS	FY09 TM BUDGET	FY10 APPROVED	\$ CHG	% CH
0001-3660-005-25-2357-080-99-520-030-5720-300-06	World Languages - Newman - Out-of-State Travel/ Conferences	0	0	0	0	0	0.00%
0001-3660-005-25-2415-080-99-520-030-5512-300-05	World Languages - Newman - Instr. Mat/Clsrm Lib & Ref - Teaching Aids	0	0	0	0	0	0.00%
0001-3660-005-25-2420-080-99-520-020-5257-300-04	World Languages - Newman - Repairs & Maintenance - Equipment	0	0	0	0	0	0.00%
0001-3660-005-25-2420-080-99-520-030-5522-300-05	World Languages - Newman - Instructional Equipment	0	0	0	0	0	0.00%
0001-3660-005-25-2430-080-99-520-030-5510-300-05	World Languages - Newman - Educational Supplies	0	0	0	0	0	0.00%
0001-3660-005-25-2451-080-99-520-030-5525-300-05	World Languages - Newman - Instructional Technology	0	0	0	0	0	0.00%
0001-3660-005-26-2305-080-99-520-010-5110-300-01	World Languages - High Rock - Salaries	0	0	0	153,991	153,991	100.00%
0001-3660-005-26-2305-080-99-520-010-5146-300-01	World Languages - High Rock - Longevity	0	0	0	0	0	0.00%
0001-3660-005-26-2305-080-99-520-010-5147-300-01	World Languages - High Rock - Alt. Longevity	0	0	0	0	0	0.00%
0001-3660-005-26-2357-080-99-520-030-5710-300-06	World Languages - High Rock - In-State Travel	0	0	0	0	0	0.00%
0001-3660-005-26-2357-080-99-520-030-5720-300-06	World Languages - High Rock - Out-of-State Travel/ Conferences	0	0	0	0	0	0.00%
0001-3660-005-26-2410-080-99-520-030-5517-300-05	World Languages - High Rock - Textbooks/ Workbooks	0	0	0	608	608	100.00%
0001-3660-005-26-2415-080-99-520-030-5512-300-05	World Languages - High Rock - Instr. Mat/Clsrm Lib & Ref - Teaching Aids	0	0	0	344	344	100.00%
0001-3660-005-26-2420-080-99-520-020-5257-300-04	World Languages - High Rock - Repairs & Maintenance - Equipment	0	0	0	0	0	0.00%
0001-3660-005-26-2420-080-99-520-030-5522-300-05	World Languages - High Rock - Instructional Equipment	0	0	0	0	0	0.00%
0001-3660-005-26-2430-080-99-520-030-5510-300-05	World Languages - High Rock - Educational Supplies	0	0	0	660	660	100.00%
0001-3660-005-30-2305-080-99-520-010-5110-300-01	World Languages - Pollard - Salaries	426,986	422,434	439,282	369,663	-69,619	-15.85%
0001-3660-005-30-2305-080-99-520-010-5146-300-01	World Languages - Pollard - Longevity	0	0	0	0	0	0.00%
0001-3660-005-30-2305-080-99-520-010-5147-300-01	World Languages - Pollard - Alt. Longevity	0	0	0	0	0	0.00%
0001-3660-005-30-2357-080-99-520-030-5710-300-06	World Languages - Pollard - In-State Travel	0	0	0	0	0	0.00%
0001-3660-005-30-2357-080-99-520-030-5720-300-06	World Languages - Pollard - Out-of-State Travel/ Conferences	0	0	0	0	0	0.00%
0001-3660-005-30-2410-080-99-520-030-5517-300-05	World Languages - Pollard - Textbooks/ Workbooks	922	1,825	1,841	1,233	-608	-33.03%
0001-3660-005-30-2415-080-99-520-030-5512-300-05	World Languages - Pollard - Instr. Mat/Clsrm Lib & Ref - Teaching Aids	1,001	1,032	1,041	697	-344	-33.05%
0001-3660-005-30-2420-080-99-520-020-5257-300-04	World Languages - Pollard - Repairs & Maintenance - Equipment	0	0	0	0	0	0.00%
0001-3660-005-30-2420-080-99-520-030-5522-300-05	World Languages - Pollard - Instructional Equipment	700	0	0	0	0	0.00%
0001-3660-005-30-2430-080-99-520-030-5510-300-05	World Languages - Pollard - Educational Supplies	0	0	0	1,341	1,341	100.00%
0001-3660-005-40-2305-080-99-520-010-5110-300-01	World Languages - NHS - Salaries	715,722	724,680	788,103	804,313	16,210	2.06%
0001-3660-005-40-2305-080-99-520-010-5146-300-01	World Languages - NHS - Longevity	0	0	0	0	0	0.00%
0001-3660-005-40-2305-080-99-520-010-5147-300-01	World Languages - NHS - Alt. Longevity	0	0	0	0	0	0.00%
0001-3660-005-40-2357-080-99-520-030-5710-300-06	World Languages - NHS - In-State Travel	0	0	0	0	0	0.00%
0001-3660-005-40-2357-080-99-520-030-5720-300-06	World Languages - NHS - Out-of-State Travel/ Conferences	0	0	0	0	0	0.00%
0001-3660-005-40-2410-080-99-520-030-5517-300-05	World Languages - NHS - Textbooks/ Workbooks	6,364	7,759	6,102	6,102	0	0.00%
0001-3660-005-40-2415-080-99-520-030-5512-300-05	World Languages - NHS - Instr. Mat/Clsrm Lib & Ref - Teaching Aids	3,023	0	0	0	0	0.00%
0001-3660-005-40-2420-080-99-520-020-5257-300-04	World Languages - NHS - Repairs & Maintenance - Equipment	0	0	3,000	3,000	0	0.00%
0001-3660-005-40-2420-080-99-520-030-5522-300-05	World Languages - NHS - Instructional Equipment	0	0	0	0	0	0.00%
0001-3660-005-40-2430-080-99-520-030-5510-300-05	World Languages - NHS - Educational Supplies	0	3,650	5,100	5,100	0	0.00%
0001-3660-040-40-2220-080-99-520-030-5420-300-05	World Languages - NHS - Office Supplies	0	0	0	0	0	0.00%
TOTALS FOR: 3660		1,155,800	1,162,470	1,246,808	1,349,391	102,583	8.23%

FY10 SCHOOL COMMITTEE OPERATING BUDGET
Needham Public Schools

FISCAL YEAR: 2010

ACCOUNTNO	ACCOUNT DESCRIPTION	FY07 ACTUALS	FY08 ACTUALS	FY09 TM BUDGET	FY10 APPROVED	\$ CHG	% CH
0001-3661-005-10-2110-099-99-520-010-5110-300-01	K-12 World Languages Director - District - Salaries	1,860	79,464	82,417	85,054	2,637	3.20%
0001-3661-005-10-2110-099-99-520-010-5110-300-02	K-12 World Languages Director - District - Salaries	0	0	0	0	0	0.00%
0001-3661-005-10-2110-099-99-520-010-5146-300-02	K-12 World Languages Director - District - Longevity	0	0	0	0	0	0.00%
0001-3661-005-10-2110-099-99-520-030-5420-300-05	K-12 World Languages Director - District - Office Supplies	0	0	0	0	0	0.00%
0001-3661-005-10-2110-099-99-520-030-5710-300-06	K-12 World Languages Director - District - In-State Travel	0	0	0	0	0	0.00%
0001-3661-005-10-2220-099-99-520-010-5110-300-01	K-12 World Languages Director - District - Salaries	32,175	0	0	0	0	0.00%
0001-3661-005-10-2357-099-99-520-020-5320-300-04	K-12 World Languages Director - District - Tuition	0	1,689	0	0	0	0.00%
0001-3661-005-10-2357-099-99-520-030-5710-300-06	K-12 World Languages Director - District - In-State Travel	0	0	0	0	0	0.00%
0001-3661-005-10-2357-099-99-520-030-5720-300-06	K-12 World Languages Director - District - Out-of- State Travel/ Conferences	0	0	0	0	0	0.00%
0001-3661-005-10-2357-099-99-520-030-5780-003-06	K-12 World Languages Director - District - All Other Expenses	0	0	1,000	1,000	0	0.00%
	TOTALS FOR: 3661	34,035	81,153	83,417	86,054	2,637	3.16%
	GRAND TOTAL	37,894,511	40,799,834	42,635,484	45,382,884	2,747,400	6.44%

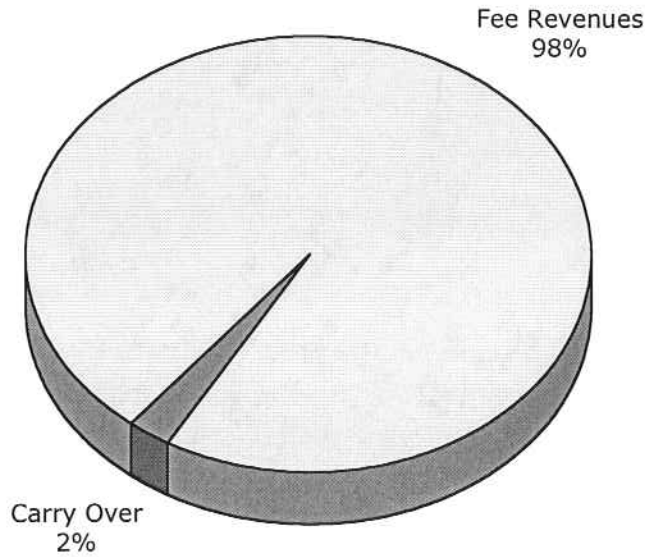


Needham, Massachusetts

Special Revenue Fund Overview

FY10 Total School Special Revenue Revolving Fund Revenues by Source

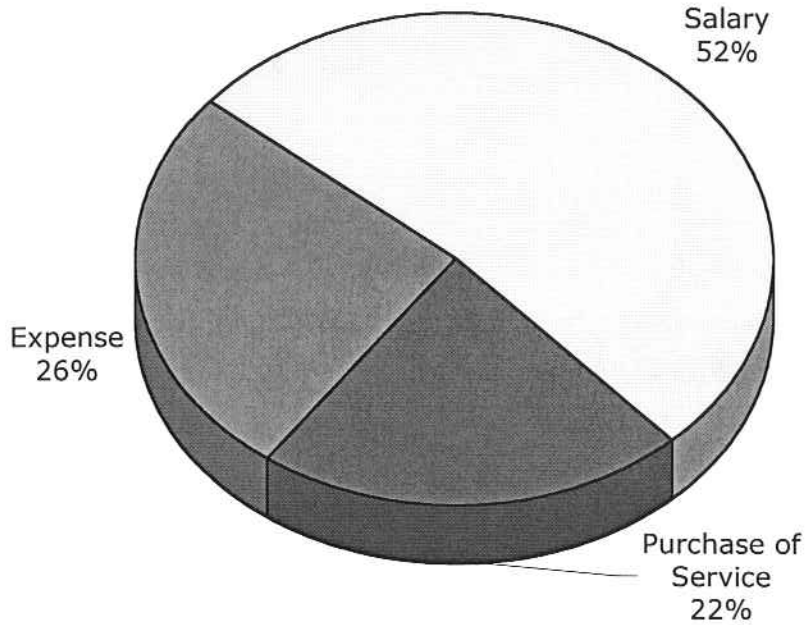
FY10 Total School Revolving
Revenue by Source
\$5,135,794



Revolving Revenue by Source	FY07 Actuals	FY08 Actuals	FY09 Adopted	FY09 Proj	FY10 Approved	\$ Inc/(Dec)	% Inc/(Dec)	% Total FY10
Carry Over	1,485,758	1,872,010	240,290	2,332,790	124,977	(115,313)	-47.99%	2.43%
Fee Revenues	4,617,985	4,827,129	4,672,888	5,046,420	5,010,817	337,928	7.23%	97.57%
Total	6,103,742	6,699,139	4,913,178	7,379,210	5,135,794	222,615	4.53%	100.00%

FY10 Total School Special Revenue Revolving Fund Expenditures by Line Item

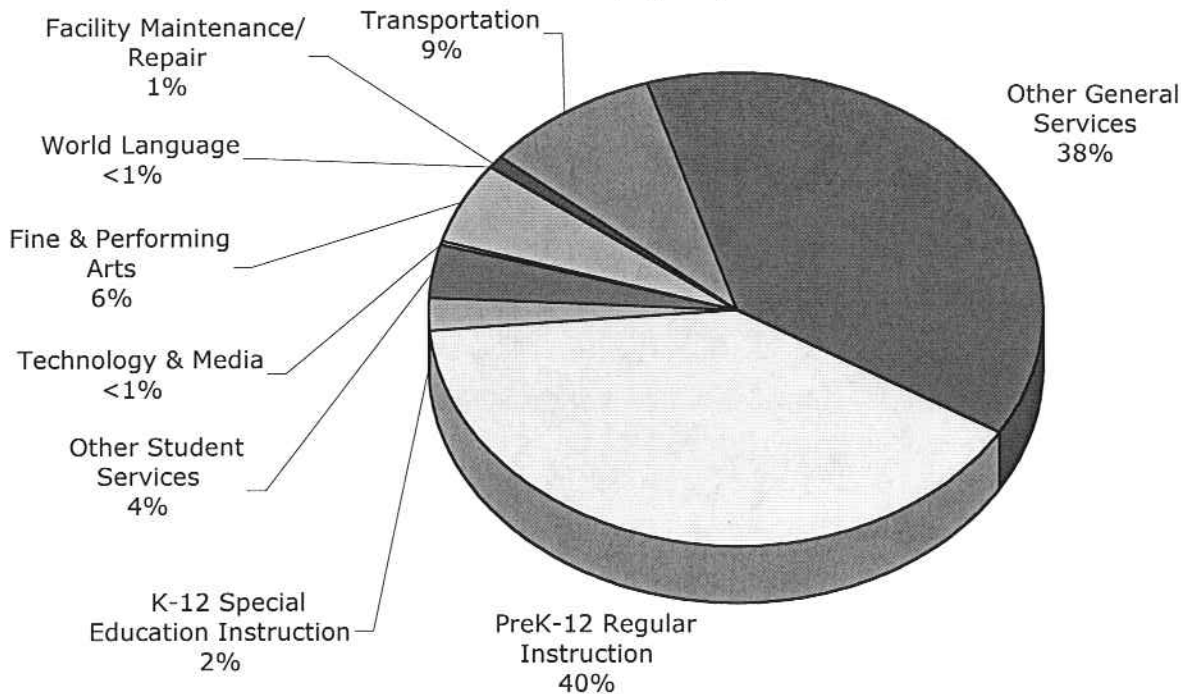
FY10 Total School Revolving Expenditures by Line Item
\$5,135,794



Revolving Expenses Line Item	FY07 Actuals	FY08 Actuals	FY09 Adopted	FY09 Proj	FY10 Approved	\$ Inc/(Dec)	% Inc/(Dec)	% Total FY10
Salary	2,195,710	2,251,403	2,388,671	2,516,810	2,668,083	279,412	11.70%	51.95%
Purchase of Service	1,084,424	897,676	1,221,429	1,165,916	1,126,635	(94,794)	-7.76%	21.94%
Expense	951,599	1,117,116	1,278,079	1,522,858	1,341,076	62,997	4.93%	26.11%
Capital	-	42,080	25,000	25,000	-	(25,000)	-100.00%	0.00%
Total	4,231,733	4,308,274	4,913,178	5,230,584	5,135,794	222,615	4.53%	100.00%

FY10 Total School Special Revenue Revolving Fund Expenditures by Functional Area

FY10 Total School Revolving Fund Expenditures by Functional Area
\$5,135,794



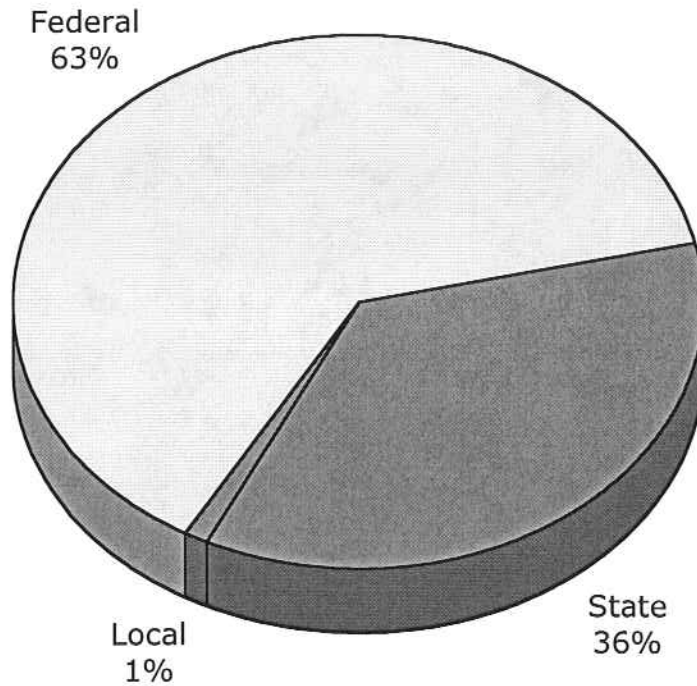
Revolving Fund Expenditures by Functional Area	FY07 Actual	FY08 Actual	FY09 Budget	FY09 Proj	FY10 Budget	\$ Inc/(Dec)	% Inc/(Dec)	% Total FY10
Transportation	390,972	334,549	431,210	479,021	466,718	35,508	8.23%	9.09%
Other General Services	1,478,869	1,646,430	1,844,522	2,083,462	1,972,229	127,707	6.92%	38.40%
PreK-12 Regular Instruction	1,720,050	1,668,104	1,992,330	1,969,074	2,050,906	58,576	2.94%	39.93%
K-12 Special Education Instruction	148,659	166,228	114,384	114,157	117,010	2,625	2.30%	2.28%
Other Student Services	165,416	177,073	201,338	184,663	192,307	(9,031)	-4.49%	3.74%
Technology & Media	2,824	1,391	2,260	350	3,800	1,540	68.14%	0.07%
Fine & Performing Arts	290,750	281,136	286,651	355,372	288,335	1,684	0.59%	5.61%
World Language	4,685	4,889	4,445	2,011	2,016	(2,429)	-54.65%	0.04%
Facility Maintenance/ Repair	29,509	28,473	36,038	42,474	42,474	6,436	17.86%	0.83%
TOTAL	4,231,733	4,308,274	4,913,178	5,230,584	5,135,794	222,615	4.53%	100.00%

FY10 Total School Special Revenue Revolving Fund Expenditures by Fund & Department

<u>Fund</u>	<u>Dept</u>	<u>Description</u>	<u>FY07 Actual</u>	<u>FY08 Actual</u>	<u>FY09 Budget</u>	<u>FY09 Proj</u>	<u>FY10 Budget</u>	<u>\$ Inc/(Dec)</u>	<u>% Inc/(Dec)</u>	<u>% Total FY10</u>
2303	3161	Transportation (MGL 53E 1./2)	390,972	334,549	431,210	479,021	466,718	35,508	8.2%	9.1%
2350	3142	Production Cent	6,182	15,921	10,000	10,410	15,000	5,000	50.0%	0.3%
2350	3211	Broadmeadow Lease	6,124	6,147	5,937	9,592	9,592	3,655	61.6%	0.2%
2350	3221	Eliot Lease	795	758	4,743	7,031	7,031	2,288	48.2%	0.1%
2350	3222	Eliot Book & Equipment Sales	572	495	627	1,044	721	94	15.0%	0.0%
2350	3234	Hillside Lesley Interns	-	21,112	35,000	29,573	42,650	7,650	21.9%	0.8%
2350	3241	Mitchell Lease	7,675	7,866	9,455	12,260	12,260	2,805	29.7%	0.2%
2350	3251	Newman Lease	14,915	13,701	15,903	13,590	13,590	(2,313)	-14.5%	0.3%
2350	3252	Newman Book & Equipment Sales	-	1,007	1,281	909	1,050	(231)	-18.0%	0.0%
2350	3310	High Rock Camp Thompson	76,010	74,147	89,668	88,808	102,101	12,433	13.9%	2.0%
2350	3261	High Rock Book & Equipment Sales	-	-	-	-	1,800	1,800	100.0%	0.0%
2350	3262	High Rock Lost Books	-	-	-	-	402	402	100.0%	0.0%
2350	3311	Pollard Japan Exchange	10,918	-	79,600	3,209	-	(79,600)	-100.0%	0.0%
2350	3312	Pollard Book & Equipment Sales	10,338	10,344	18,392	5,569	4,838	(13,555)	-73.7%	0.1%
2350	3313	Pollard Lost Books	-	-	1,020	2,500	670	(350)	-34.3%	0.0%
2350	3420	High School Testing	42,289	44,645	49,561	48,497	49,406	(155)	-0.3%	1.0%
2350	3421	High School Book & Equipment Sales	5,211	3,746	6,120	7,605	8,050	1,930	31.5%	0.2%
2350	3422	High School Lockers	-	-	-	3,238	900	900	100.0%	0.0%
2350	3423	High School Textbook Recovery	809	3,082	3,380	4,872	5,000	1,620	47.9%	0.1%
2350	3424	High School Parking	395	5,755	3,756	4,568	7,600	3,844	102.3%	0.1%
2350	3425	High School Non-Resident Tuition	1,629	-	16,928	1,277	15,000	(1,928)	-11.4%	0.3%
2350	3532	SPED Out-of-District Tuition Agency	49,978	46,882	48,460	48,460	-	(48,460)	-100.0%	0.0%
2350	3533	SPED Non-Resident Tuition	98,681	119,346	65,924	65,697	117,010	51,086	77.5%	2.3%
2350	3610	Integrated Preschool	117,729	189,524	181,943	134,034	142,369	(39,574)	-21.8%	2.8%
2350	3621	Science Center	95	319	50	249	670	620	1240.0%	0.0%
2350	3633	Media Recovery	2,824	1,391	2,260	350	3,800	1,540	68.1%	0.1%
2350	3653	School Performing Groups	9,469	5,410	17,446	24,694	18,669	1,223	7.0%	0.4%
2350	3654	Fee-Based Arts Instruction	206,286	197,011	171,345	225,435	172,096	751	0.4%	3.4%
2350	3655	Fine & Performing Arts Sales to Studt	9,008	10,761	10,785	13,166	10,777	(8)	-0.1%	0.2%
2350	3656	Graphic Arts	40,461	46,278	68,010	65,851	66,859	(1,152)	-1.7%	1.3%
2350	3657	High School Musical	25,526	21,677	19,065	26,226	19,934	869	4.6%	0.4%
2350	3662	World Language Fee-Based Sales	4,685	4,889	4,445	2,011	2,016	(2,429)	-54.6%	0.0%
2350	3701	KASE	856,927	701,244	813,657	871,365	915,321	101,664	12.5%	17.8%
2350	3702	EASE	82,862	92,211	91,776	85,494	89,948	(1,828)	-2.0%	1.8%
2350	3703	PAS	59,470	54,019	53,368	50,886	56,168	2,800	5.2%	1.1%
2350	3704	Summer School	101,293	146,906	134,055	169,918	161,682	27,627	20.6%	3.1%
2350	3800	METCO	1,828	(4,101)	1,000	11,032	9,120	8,120	812.0%	0.2%
2350	3801	METCO Summer School	-	-	3,000	1,261	-	(3,000)	-100.0%	0.0%
2351	3411	High School Athletics	351,770	323,968	408,198	443,416	436,111	27,913	6.8%	8.5%
2550	3170	Food Service	1,452,863	1,618,816	1,812,859	2,051,190	1,934,945	122,087	6.7%	37.7%
2551	3705	Adult Education	165,416	177,073	201,338	184,663	192,307	(9,031)	-4.5%	3.7%
2553	3111	Staff Development	19,729	11,375	21,613	21,613	21,613	-	0.0%	0.4%
TOTAL			4,231,733	4,308,274	4,913,178	5,230,584	5,135,794	222,615	4.5%	100.0%

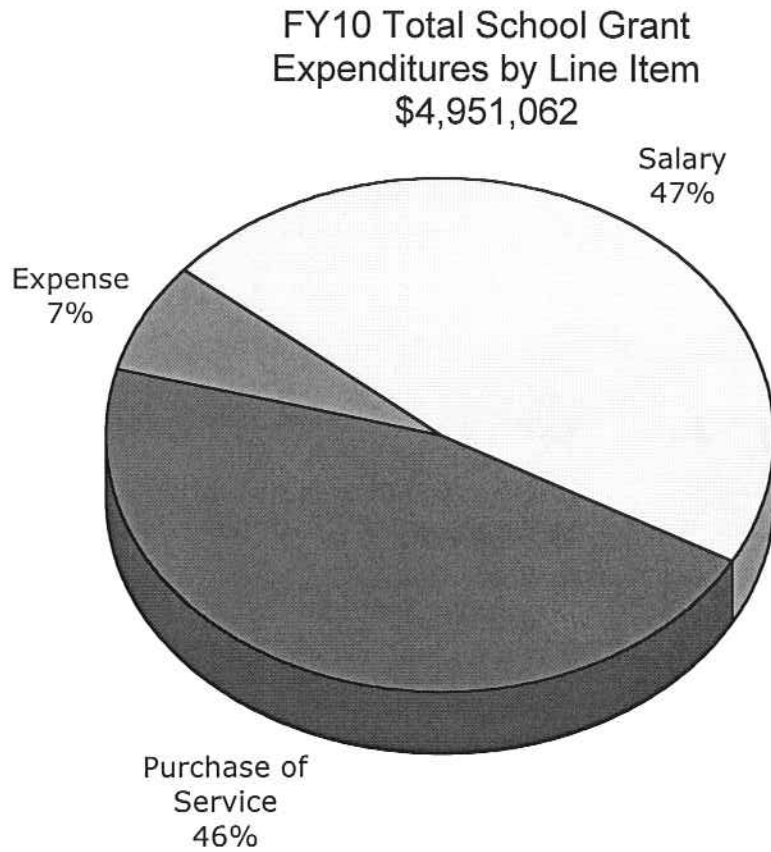
FY10 Total School Special Revenue Grant Revenues by Source

FY10 Total School Grant
Revenue by Source
\$4,951,062



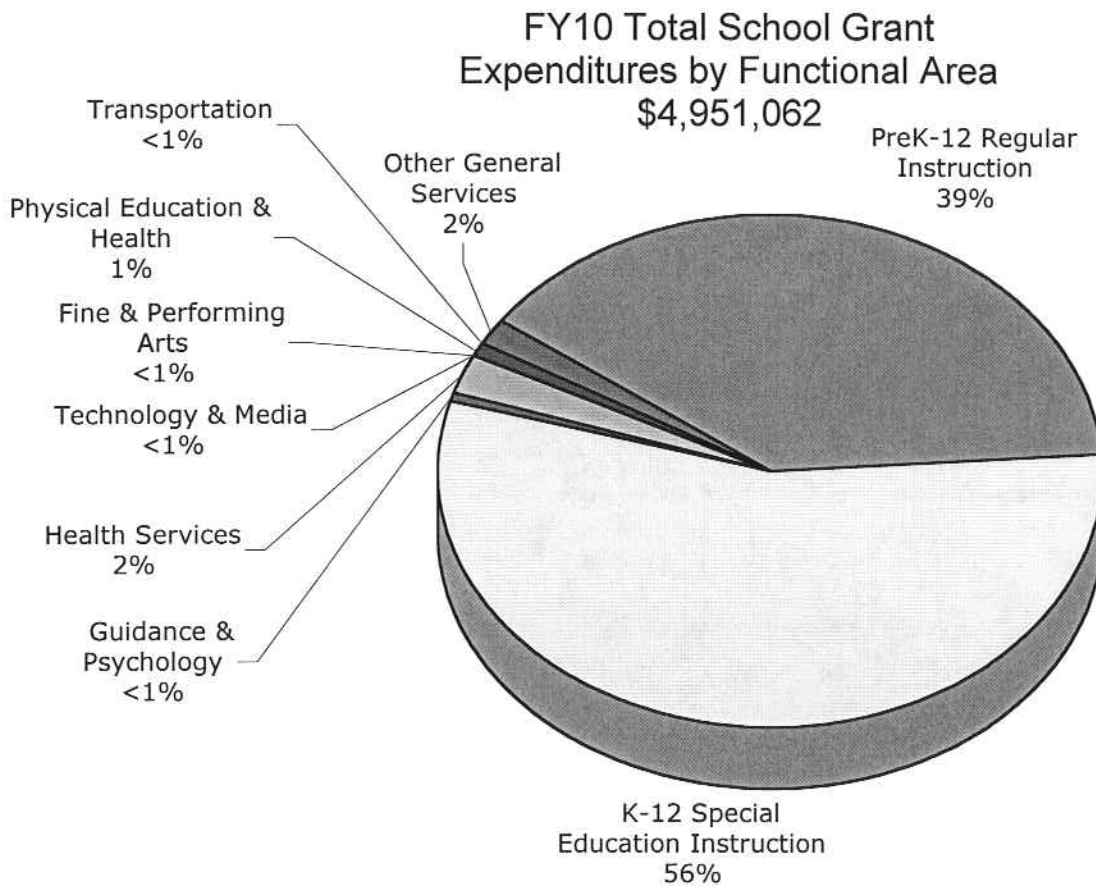
Grant Revenue by Source	FY07 Actuals	FY08 Actuals	FY09 Adopted	FY09 Proj	FY10 Approved	\$ Inc/(Dec)	% Inc/(Dec)	% Total FY10
Federal	1,396,128	1,335,024	2,005,801	2,005,801	3,127,519	1,121,718	55.92%	63.17%
State	2,159,348	2,392,953	2,362,454	2,316,172	1,769,449	(593,005)	-25.10%	35.74%
Local	102,547	87,278	61,597	30,887	54,094	(7,503)	-12.18%	1.09%
Total	3,658,024	3,815,255	4,429,852	4,352,860	4,951,062	521,209	11.77%	100.00%

FY10 Total School Special Revenue Grant Expenditures by Line Item



Grant Expenditures Line Item	FY07 Actuals	FY08 Actuals	FY09 Adopted	FY09 Proj	FY10 Approved	\$ Inc/(Dec)	% Inc/(Dec)	% Total FY10
Salary	1,527,696	1,661,332	1,718,054	1,648,871	2,322,525	604,470	35.18%	46.91%
Purchase of Service	1,922,091	2,004,813	2,572,863	2,550,390	2,284,998	(287,865)	-11.19%	46.15%
Expense	208,236	132,417	138,935	153,599	343,539	204,604	147.27%	6.94%
Capital	-	16,693	-	-	-	-	0.00%	0.00%
Total	3,658,024	3,815,255	4,429,852	4,352,860	4,951,062	521,209	11.77%	100.00%

FY10 Total School Special Revenue Grant Expenditures by Functional Area




**Grant Expenditures
by Functional Area**

	FY07 Actual	FY08 Actual	FY09 Budget	FY09 Proj	FY10 Budget	\$ Inc/(Dec)	% Inc/(Dec)	% Total FY10
Transportation	-	16,693	200	200	-	(200)	-100.00%	0.00%
Other General Services	79,005	79,473	82,135	82,135	82,448	313	0.38%	1.67%
PreK-12 Regular Instruction	1,011,528	997,607	1,672,736	1,626,454	1,929,214	256,478	15.33%	38.97%
K-12 Special Education Instruction	2,350,814	2,473,271	2,449,280	2,449,280	2,749,859	300,579	12.27%	55.54%
Guidance & Psychology	37,970	74,702	18,928	13,793	20,207	1,279	6.76%	0.41%
Health Services	72,223	95,527	148,000	148,000	121,360	(26,640)	-18.00%	2.45%
Technology & Media	1,741	2,022	2,276	2,276	2,278	2	0.09%	0.05%
Fine & Performing Arts	8,000	5,293	1,229	1,229	-	(1,229)	-100.00%	0.00%
Physical Education & Health	96,743	70,666	55,068	29,493	45,696	(9,372)	-17.02%	0.92%
TOTAL	3,658,024	3,815,255	4,429,852	4,352,860	4,951,062	521,209	11.77%	100.00%

FY10 Total School Special Revenue Grant Expenditures by Fund & Department

Fund	Dept	Description	FY07 Actual	FY08 Actual	FY09 Budget	FY09 Proj	FY10 Budget	\$ Inc/(Dec)	% Inc/(Dec)	% Total FY10
<u>Federal Grants</u>										
2003	001F	SPED 94-142	1,033,173	1,059,524	1,081,786	1,081,786	1,156,627	74,841	6.9%	23.4%
2003	002F	SPED Induction/274	42,752	29,885	16,417	16,417	-	(16,417)	-100.0%	0.0%
2003	003F	SPED Corrective Action	12,000	-	-	-	-	-	0.0%	0.0%
2003	004F	SPED Early Childhood	35,971	36,007	35,079	35,079	35,108	29	0.1%	0.7%
2003	005F	Safe & Drug Free Schools	14,666	13,384	13,628	13,628	11,809	(1,819)	-13.3%	0.2%
2003	006F	Safe & Drug Free Schools - Prior Year Carryover	-	-	-	-	-	-	0.0%	0.0%
2003	007F	Mental Health Preschool	-	-	-	-	-	-	0.0%	0.0%
2003	008F	NCLB Teacher Quality	79,005	79,473	82,135	82,135	82,448	313	0.4%	1.7%
2003	009F	Title I/305	103,193	97,197	115,629	115,629	116,252	623	0.5%	2.3%
2003	010F	Title I/305 - Prior Year Carryover	45,265	13,538	15,367	15,367	-	(15,367)	-100.0%	0.0%
2003	011F	NCLB Technology/ 160	1,741	2,022	2,276	2,276	2,278	2	0.1%	0.0%
2003	012F	Innovative Programs	2,862	3,460	-	-	-	-	0.0%	0.0%
2003	013F	Innovative Programs - Prior Year Carryover	-	534	-	-	-	-	0.0%	0.0%
2003	014F	FY07 USDOE Project SERV	25,500	-	-	-	-	-	0.0%	0.0%
2003	015F	ARRA- SFSF Recovery FY09	-	-	643,484	643,484	-	(643,484)	-100.0%	0.0%
2003	016F	ARRA- IDEA FY10	-	-	-	-	692,624	692,624	100.0%	14.0%
2003	017F	ARRA- Preschool FY10	-	-	-	-	26,952	26,952	100.0%	0.5%
2003	018F	ARRA - SFSF FY10	-	-	-	-	1,003,421	1,003,421	100.0%	20.3%
		Subtotal	1,396,128	1,335,024	2,005,801	2,005,801	3,127,519	1,121,718	55.9%	63.2%
<u>State Grants</u>										
2004	001S	Circuit Breaker	1,226,918	1,347,855	1,315,998	1,315,998	838,548	(477,450)	-36.3%	16.9%
2004	002S	METCO	838,128	870,157	886,156	839,874	798,641	(87,515)	-9.9%	16.1%
2004	003S	Full-Day Kindergarten	14,900	-	-	-	-	-	0.0%	0.0%
2004	004S	Compass Schools	2,479	21	-	-	-	-	0.0%	0.0%
2004	005S	DPH Enhanced School Health	72,223	95,527	148,000	148,000	121,360	(26,640)	-18.0%	2.5%
2004	006S	Academic Support/632	4,700	12,700	12,100	12,100	10,900	(1,200)	-9.9%	0.2%
2004	007S	Travel & Tourism	-	50,000	-	-	-	-	0.0%	0.0%
2004	008S	Transportation Routing Software	-	16,693	-	-	-	-	0.0%	0.0%
2004	009S	Big Yellow Bus	-	-	200	200	-	(200)	-100.0%	0.0%
		Subtotal	2,159,348	2,392,953	2,362,454	2,316,172	1,769,449	(593,005)	-25.1%	35.7%
<u>Local Grants</u>										
2552	001L	FY05 Metrowest Youth Substance Abuse	520	-	-	-	-	-	0.0%	0.0%
2552	002L	FY06 Metrowest Youth Substance Abuse	36,971	44,485	-	-	-	-	0.0%	0.0%
2552	003L	FY07 Metrowest Youth Substance Abuse	16,667	8,066	-	205	8,107	8,107	100.0%	0.2%
2552	004L	FY09 Metrowest Youth Substance Abuse	-	-	41,440	15,660	25,780	(15,660)	-37.8%	0.5%
2552	005L	Metrowest Obseity	27,919	4,731	-	-	-	-	0.0%	0.0%
2552	006L	Steps to Success	12,470	24,702	18,928	13,793	20,207	1,279	6.8%	0.4%
2552	007L	FY08 MCC High School Public Art	8,000	5,293	1,229	1,229	-	(1,229)	-100.0%	0.0%
		Subtotal	102,547	87,278	61,597	30,887	54,094	(7,503)	-12.2%	1.1%
		GRAND TOTAL	3,658,024	3,815,255	4,429,852	4,352,860	4,951,062	521,209	11.8%	100.0%



Needham, Massachusetts

*Special Revenue
Revolving Fund Detail*

Revolving Fund FY10 Budget Request

Fund Name:	Transportation (2303-3161)
Fund Manager:	Transportation Director
Executive Summary:	No changes: \$370 Fee; \$750 Family Cap; \$196,770 Operating Subsidy

Budget Overview:

This account funds fee-based bus transportation to and from school. Currently, fee-based transportation is provided to children in Grades K-6 who live less than 2.0 miles from school, and all children in Grades 7-12, for a fee of \$370/rider, annually. Financial assistance is available for families who qualify under income guidelines, and children eligible for free/reduced lunch do not pay a fee.

Children in Grades K-6 who reside more than 2.0 miles from school and children receiving special education services receive free transportation through the operating budget.

Enabling Legislation:

M.G.L. Chapter 44 Section 53E 1/2

Revolving Fund Staffing:

The Transportation Program is staffed by a full-time Director, a secretary and a minibus driver. Since FY09, the Director and 50% of the secretary have been paid by the fee-based program. The minibus driver is funded entirely by the operating budget. For FY10, the Superintendent recommends a 0.5 FTE reduction to the secretary position, split evenly between the operating and fee-based accounts.

FTE	FY08 Actual	FY09 Budget	FY10 Request	FY10 Recomm	Inc/(Dec)
Admin					
Teachers					
Aides					
Clerical	1.0	1.5	1.5	1.25	(0.25)
Total	1.0	1.5	1.5	1.25	(0.25)

Critical Issues:

In FY09, the transportation program changed to its current configuration, which reflects the state mandate requirements for transportation. Previously, free busing had been provided to K-6 students residing at least 1.5 miles from school, as well as to those students living less than 1.5 miles from school, but who lived in designated "hazard area" of the Town, as well as to all kindergarten students traveling one-way at mid-day.

The FY10 budget continues the current eligibility thresholds for free transportation, as well as the \$370 user fee to students. In addition, the FY10 operating budget continues to subsidize fee-based operations, in the amount of \$196,770. The subsidy is intended to keep the fee-based program affordable to families, now that only about 12% of current riders are eligible for free transportation at 2.0 miles.

The operating subsidy to transportation is not new. In FY05, the budgeted subsidy was \$37,000. In FY06, carry-over funds of approximately \$58,000 were used, in lieu of a subsidy, to fund operations. The FY07 budget

anticipated the use of \$104,000 in carry over funds, in combination with a fee increase from \$313 to \$350, to cover operational expenses. In FY08, the School Committee provided a \$65,000 operating subsidy, in combination with a fee increase from \$350 to \$375/rider, to balance the revolving fund budget and provide 2.0 months operating reserves. In FY09, approximately \$196,770 in operational funds were budgeted to support fee-based operations; the increase corresponded to the program change, which increased in number of fee-based riders, proportionate to eligible riders.

Support for District Vision, Mission, Goals and Objectives:

The Transportation Program supports District Goal 4.3: Modern and efficient systems and training opportunities that will be in place and used regularly to manage school district operations and support staff, parents and students.

Description of Revenues:

The FY10 revolving fund budget assumes program net revenues of \$471,942, which includes \$470,167 in fee revenues, plus \$1,775 in partial fee waivers. The \$470,167 fee collection assumes 1,330 fee-based riders @ \$370/rider (\$492,067), less \$32,200 in fee revenues foregone under the \$750 family cap. The fee revenues foregone are based on FY09 collections, and are discussed in greater detail below. In addition, \$10,300 in late fees are anticipated, the same as FY09, reflecting 206 families paying \$50 to register after the deadline. Finally, 71 reduced ‘waiver’ fees of \$25 (totaling \$1,775) are anticipated from families of 82 riders. (Families whose income is less than twice the federal poverty level pay \$25/family for transportation; families with incomes between twice and four times the federal poverty level pay a prorated fee per rider.) Together, these fee revenues represent a \$45,537 increase from FY09.

Proposed fee amounts for FY10 are the same: \$370 per child with a \$750 family cap. However, this budget does reflect the elimination of the \$185 surcharge assessed to Kindergarten families who wished to have both mid-day and KASE transportation at the end of the day. Typically, the \$370 fee covers one trip to school and a trip home from school. Families who wanted either mid-day transportation or KASE transportation at the end of the day paid only \$370; however, families who wanted the option of both, or who attended KASE part time (and needed both mid-day and KASE transportation) paid \$555 per child, given the additional bus expense. Under the family cap, however, families with more than one children are exempt from the surcharge, which unfairly penalizes families with one child of kindergarten age that attended KASE.

The beginning fund balance for FY10 is estimated to be \$416,319, of which approximately \$377,553 represents fees projected to be pre-collected in June for the FY10 school year.

Historical program fees are shown below:

	FY03	FY04	FY05	FY06	FY07	FY08	FY09	FY10
NPS Fee Riders*	921	974	980	918	905	897	1389	1411
Fee	\$268	\$313	\$313	\$313	\$350	\$375	\$370	\$370

* Excludes hazard and mid-day riders through FY08.

Projected ridership in FY10 is shown below, which is based on FY09 actual ridership, plus a 1.7% projected enrollment increase in FY10.

FY09 Budget			FY09 Actual			FY10 Budget		
Ridership Stats	Riders	% Dist	Ridership Stats	Riders	% Dist	Ridership Stats	Riders	% Dist
St Joes Fee *	126	84.0%	St Joes Fee *	115.00	85%	St Joes Fee *	116.91	85%
St Joes Eligible*	24	16.0%	St Joes Eligible*	20.00	15%	St Joes Eligible*	20.33	15%
Total St. Joes	150	100.0%	Total St. Joes	135.00	100%	Total St. Joes	137.24	100%
NPS Eligible	175	12.7%	NPS Eligible	162.00	11%	NPS Eligible	165.00	11%
NPS Fee Based	1,199	87.3%	NPS Fee Based	1,274.00	89%	NPS Fee Based	1,295.00	89%
Total NPS	1,374	100.0%	Total NPS	1,436.00	100%	Total NPS	1,460.00	100%
Total Eligible	199	13.1%	Total Eligible	182.00	12%	Total Eligible	185.33	12%
Total Fee Based	1,325	86.9%	Total Fee Based	1,389.00	88%	Total Fee Based	1,411.91	88%
Grand Total NPS	1,524	100.0%	Grand Total NP	1,571.00	100%	Grand Total NP	1,597.24	100%

The projected impact of the \$750 family cap is shown below.

Family Cap at \$750: FY10

# Riders Per Family	# Families	Max Fee Per Family	Fee Relief Per Family	TL Relief All Families
5	0	\$750	\$1,100	\$0
4	16	\$750	\$730	\$11,680
3	57	\$750	\$360	\$20,520
	73			\$32,200

Expenses:

FY10 projected revolving fund expenses are \$466,718. The fee-based transportation program currently pays the salary of the full-time Transportation Director and half of the salary of the full-time secretary (which total \$81,755) and benefits associated with these positions (\$8,500.) However, the Superintendent has recommended that the full-time secretary position be reduced to part-time, beginning in FY10, which reduces projected salary expenses by \$10,590, to \$71,165. FY10 salary budget totals increase \$22,560 over FY09, reflecting the delayed impact of the decision to fully-fund the Transportation Director from revolving fees in FY09, net the \$10,590 reduction in secretary salary, plus projected contract increases.

Non-salary expenses include \$385,096 in contractual transportation services. (An additional \$196,770 in fee-based expenses are funded by the operating subsidy.) Contractual costs increase \$12,949 over FY09, reflecting the projected distribution of eligible/fee-based riders in FY10 and an anticipated reduction in refunds, based on current year estimates. Other operating expenses (for program supplies, radio maintenance, and other expenses) are level-funded.

Ending Fund Balance:

Projected ending fund balance of \$421,542 includes \$393,653 in projected pre-collection of revenue for FY10, representing 80% of projected total revenue collections.

FY10 Proposed Budget:

The FY10 revolving fund budget of the transportation program is presented as Attachment A.

Revolving Fund Name Transportation Revolving Fund
 Revolving Fund Con Anne Gulati

														FY07	FY08	FY09	FY09	FY10		
														Actual	Actual	Budget	Proj	Budget		
Revenues																				
<u>Beginning Fund Balance (Carry-Over Revenue from Prior Year)</u>																				
2303	3161	000	00	0000	000	00	534	000	0000	000	00	00	00	00	Carry-Over Revenue	\$96,170	\$318,356	\$398,524	\$443,308	\$416,320
<u>Current Year Revenue Collections</u>																				
2303	3161	000	00	0000	000	00	432	000	0000	000	00	00	00	00	Current Year Revenue Collections	\$339,738	\$62,721	\$70,021	\$74,480	\$78,289
<u>Revenue Collected for Next Fiscal Year</u>																				
2303	3161	000	00	0000	000	00	432	000	0000	000	00	00	00	00	Pre-Collection Next FY Revenue	\$273,420	\$396,781	\$356,384	\$377,553	\$393,653
Subtotal Revenues														\$709,328	\$777,858	\$824,929	\$895,341	\$888,262		
Expenditures																				
Fund	Dept	Pgm	Bldg	DOE Fun	Subj Code	Gr Code	Act Code	TM	Object Code	SchA Code	Ext Obj	Building	Object Code Description	FY07 Actual	FY08 Actual	FY09 Budget	FY09 Proj	FY10 Budget		
2303	3161	090	10	2210	099	99	520	010	5110	303	02	District	Other Building Secy/ Salary	\$34,398	\$49,566	\$50,200	\$79,223	\$71,165		
2303	3161	090	10	2220	099	99	520	010	5110	303	02	District	Secy to Acad Dept Head/ Salary	\$0	\$0	\$0	\$0	\$0		
2303	3161	090	10	1420	099	99	520	010	5110	303	02	District	Human Resources & Benefits/ Sala	\$0	\$0	\$0	\$0	\$0		
2303	3161	090	10	4110	099	99	520	010	5110	303	03	District	Custodians/ Salary	\$0	\$0	\$0	\$0	\$0		
2303	3161	090	10	5200	099	99	520	010	5110	303	99	District	Fringe	\$0	\$0	\$6,905	\$0	\$8,500		
2303	3161	090	10	4220	099	99	520	020	5241	303	04	District	R&M Bldgs / Services	\$0	\$0	\$0	\$0	\$0		
2303	3161	090	10	4210	099	99	520	020	5241	303	04	District	R&M Grounds / Services	\$0	\$0	\$0	\$0	\$0		
2303	3161	090	10	2451	099	99	520	020	5255	303	04	District	R&M Technology/ Services	\$0	\$0	\$0	\$0	\$0		
2303	3161	090	10	2420	099	99	520	020	5247	303	04	District	R&M Instr Equip/ Services	\$0	\$0	\$0	\$0	\$0		
2303	3161	090	10	5350	099	99	520	020	5270	303	04	District	Lease Rental/ Services	\$0	\$0	\$0	\$0	\$0		
2303	3161	090	10	2440	099	99	520	020	5300	303	04	District	Professional Technical/ Services	\$0	\$0	\$0	\$0	\$0		
2303	3161	090	10	2440	099	99	520	020	5330	303	04	District	Transportation	\$356,574	\$274,274	\$372,148	\$396,088	\$385,096		
2303	3161	090	10	2440	099	99	520	020	5341	303	04	District	Postage	\$0	\$0	\$0	\$0	\$0		
2303	3161	090	10	2440	099	99	520	020	5345	303	04	District	Printing & Binding	\$0	\$2,394	\$0	\$0	\$0		
2303	3161	090	10	2440	099	99	520	020	5346	303	04	District	Advertising	\$0	\$0	\$0	\$0	\$0		
2303	3161	090	10	2440	099	99	520	020	5380	303	04	District	Other Services	\$0	\$6,378	\$764	\$1,326	\$764		
2303	3161	090	10	2110	099	99	520	030	5420	303	05	District	Offices Supplies	\$0	\$0	\$1,018	\$1,768	\$1,018		
2303	3161	090	10	4220	099	99	520	030	5430	303	05	District	R&M Bldgs / Supplies	\$0	\$0	\$0	\$0	\$0		
2303	3161	090	10	4110	099	99	520	030	5450	303	05	District	Custodial / Supplies	\$0	\$0	\$0	\$0	\$0		
2303	3161	090	10	4210	099	99	520	030	5460	303	05	District	Groundskeeping/ Supplies	\$0	\$0	\$0	\$0	\$0		
2303	3161	090	10	3400	099	99	520	030	5490	303	05	District	Food Services/ Supplies	\$0	\$0	\$0	\$0	\$0		
2303	3161	090	10	2430	099	99	520	030	5510	303	05	District	Educational Supplies	\$0	\$0	\$0	\$0	\$0		
2303	3161	090	10	2415	099	99	520	030	5512	303	05	District	Teaching Aids/ Clsrn Ref	\$0	\$0	\$0	\$0	\$0		
2303	3161	090	10	2410	099	99	520	030	5517	303	05	District	Textbooks & Workbooks	\$0	\$0	\$0	\$0	\$0		
2303	3161	090	10	2420	099	99	520	030	5522	303	05	District	Instr. Equipment/ Supplies	\$0	\$0	\$0	\$0	\$0		
2303	3161	090	10	2453	099	99	520	030	5523	303	05	District	AV Hardware	\$0	\$0	\$0	\$0	\$0		
2303	3161	090	10	2455	099	99	520	030	5524	303	05	District	Instructional Software	\$0	\$0	\$0	\$0	\$0		
2303	3161	090	10	2451	099	99	520	030	5525	303	05	District	Instructional Tech. Supplies	\$0	\$0	\$0	\$0	\$0		
2303	3161	090	10	2440	099	99	520	030	5580	303	05	District	Other Supplies	\$0	\$0	\$0	\$0	\$0		
2303	3161	090	10	2357	099	99	520	030	5710	303	06	District	In State Travel/ Conferences	\$0	\$0	\$175	\$616	\$175		
2303	3161	090	10	2357	099	99	520	030	5720	303	06	District	Out of State Travel/ Conferences	\$0	\$0	\$0	\$0	\$0		
2303	3161	090	10	2357	099	99	520	030	5730	303	06	District	Dues & Memberships	\$0	\$0	\$0	\$0	\$0		
2303	3161	090	10	2440	099	99	520	030	5780	303	06	District	Other Expenses	\$0	\$1,938	\$0	\$0	\$0		
2303	3161	090	10	7300	099	99	520	200	5850	303	99	District	Capital Equip > \$5000 Per Unit	\$0	\$0	\$0	\$0	\$0		
2303	3161	090	10	7500	099	99	520	200	5851	303	99	District	Motor Vehicles > \$5000 Per Unit	\$0	\$0	\$0	\$0	\$0		
2303	3161	090	10	7350	099	99	520	200	5856	303	99	District	Capitla Tech. > \$5000 Per Unit	\$0	\$0	\$0	\$0	\$0		
2303	3161	090	10	7300	099	99	520	200	5870	303	99	District	Repl. Equipment> \$5000 Per Unit	\$0	\$0	\$0	\$0	\$0		
2303	3161	090	50	7300	099	99	520	200	5870	303	99	Preschool	Repl. Equipment> \$5000 Per Unit	\$0	\$0	\$0	\$0	\$0		
Subtotal Expenditures														\$390,972	\$334,549	\$431,210	\$479,021	\$466,718		
Anticipated Ending Fund Bal.														\$318,356	\$443,308	\$393,719	\$416,320	\$421,544		

* Includes encumbrances.

Is any of your ending fund balance designated for a particular purpose? If yes, please explain below.

Yes. Approximately \$392,617 represents prior -year collections of FY10 transportation fees.

Revolving Fund FY10 Budget Request

Fund Name:	Production Center (2350-3142)
Fund Manager:	Director of Financial Operations
Executive Summary:	No changes to reimbursement program

Fund Description:

This revolving account collects fees to reimburse the school department for photocopying and processing postal mail from fee-based programs such as Food Services, Transportation, and Community Education, as well as school partner organizations such as the PTCs.

Enabling Legislation:

MGL Chapter 71, Section 47.

Critical Issues:

There are no critical issues for this account.

Description of Revenues:

The revenues from the Production Center revolving account are used to reimburse the school department for processing and posting postal mail. Rates charged are: \$0.03/page for copies (which includes the cost of maintenance, toner and paper) and \$0.44 for postage (or bulk rate, whichever is applicable.) An additional processing surcharge is assessed for folding/stuffing and bulk mail sorting of \$2.50 for a 250 piece mailing, \$5.00 for a 500 piece mailing, and \$10 for a 1,000 piece mailing (based on a rate of \$20/hour for services.)

FY10 budget revenues are \$10,000, based on prior year actual collections.

Staffing:

No staff are paid from this fund.

Expenses:

The fees collected from departments charged are used to supplement the operating budget for District-wide postage.

FY10 budget expenses are \$15,000 and offset postage costs paid from the operating budget. Fund balance of \$5,000 is assumed used in combination with \$10,000 from current revenue, to purchase a total of \$15,000 in postage.

District's Vision, Mission, Goals and Objectives:

This program supports all District goals and objectives.

Proposed Budget:

Attached.

Revolving Fund Name	Production Center Revolving Fund
Revolving Fund Code	Anne Gulati

													FY07	FY08	FY09	FY09	FY10	
													Actual	Actual	Budget	Pror	Budget	
Revenues																		
<u>Beginning Fund Balance (Carry-Over Revenue from Prior Year)</u>																		
2350	3142	000	00	0000	000	00	534	000	0000	000	00	District	Carry-Over Revenue	\$4,889	\$9,326	\$5,992	\$9,856	\$8,745
<u>Current Year Revenue Collections</u>																		
2350	3142	000	00	0000	000	00	432	000	0000	000	00	District	Current Year Revenue Collections	\$10,619	\$16,451	\$4,950	\$9,299	\$10,000
<u>Revenue Collected for Next Fiscal Year</u>																		
2350	3142	000	00	0000	000	00	432	000	0000	000	00	District	Pre-Collection Next FY Revenue	\$0	\$0	\$0	\$0	\$0
Subtotal Revenues													\$15,508	\$25,777	\$10,942	\$19,155	\$18,745	
Expenditures																		
Fund	Dept	Pgm	Bldg	DOE Fun	Subj Code	Gr Code	Objec Code	Act Code	TM	SchA Code	Ext Obj	Building	Object Code Description	FY07 Actual	FY08 Actual	FY09 Budget	FY09 Pror	FY10 Budget
2350	3142	080	10	1230	099	99	520	010	5110	350	01	District	Central Admin/ Salary	\$0	\$0	\$0	\$0	\$0
2350	3142	080	10	2110	099	99	520	010	5110	350	01	District	Curriculum Dir/ Salary	\$0	\$0	\$0	\$0	\$0
2350	3142	080	10	2120	099	99	520	010	5110	350	01	District	Dept Head (Non Supv)/ Salary	\$0	\$0	\$0	\$0	\$0
2350	3142	080	10	2220	099	99	520	010	5110	350	01	District	Curr Ldr/Academic Dept Head/ Sal	\$0	\$0	\$0	\$0	\$0
2350	3142	080	10	2305	099	99	520	010	5110	350	01	District	Certified Classroom Teacher/ Sala	\$0	\$0	\$0	\$0	\$0
2350	3142	080	10	2310	099	99	520	010	5110	350	01	District	Certified Teacher Specialist/ Salar	\$0	\$0	\$0	\$0	\$0
2350	3142	080	10	2315	099	99	520	010	5110	350	01	District	Instr. Coord-Team Leader/ Salary	\$0	\$0	\$0	\$0	\$0
2350	3142	080	10	2320	099	99	520	010	5110	350	01	District	Medical/Therapeutic/ Salary	\$0	\$0	\$0	\$0	\$0
2350	3142	080	10	2440	099	99	520	010	5110	350	01	District	Other Instructional	\$0	\$0	\$0	\$0	\$0
2350	3142	080	10	2325	099	99	520	010	5110	350	03	District	Classroom Subs/ Salary	\$0	\$0	\$0	\$0	\$0
2350	3142	080	10	2330	099	99	520	010	5110	350	03	District	Instr. Asst - Paraprofessional/ Sala	\$0	\$0	\$0	\$0	\$0
2350	3142	080	10	2353	099	99	520	010	5110	350	01	District	Prof Dev Summer/Aft School/ Sali	\$0	\$0	\$0	\$0	\$0
2350	3142	080	10	2355	099	99	520	010	5110	350	03	District	Prof Dev Subs	\$0	\$0	\$0	\$0	\$0
2350	3142	080	10	2357	099	99	520	010	5110	350	01	District	Prof Dev School Year/ Salary	\$0	\$0	\$0	\$0	\$0
2350	3142	080	10	2110	099	99	520	010	5110	350	02	District	Secy to Curr Dir/ Salary	\$0	\$0	\$0	\$0	\$0
2350	3142	080	10	2120	099	99	520	010	5110	350	02	District	Secy to Dep Head (Non Sup)/ Sala	\$0	\$0	\$0	\$0	\$0
2350	3142	080	10	2210	099	99	520	010	5110	350	02	District	Other Building Secy/ Salary	\$0	\$0	\$0	\$0	\$0
2350	3142	080	10	2220	099	99	520	010	5110	350	02	District	Secy to Acad Dept Head/ Salary	\$0	\$0	\$0	\$0	\$0
2350	3142	080	10	1420	099	99	520	010	5110	350	02	District	Human Resources & Benefits/ Sali	\$0	\$0	\$0	\$0	\$0
2350	3142	080	10	4110	099	99	520	010	5110	350	03	District	Custodians/ Salary	\$0	\$0	\$0	\$0	\$0
2350	3142	080	10	5200	099	99	520	010	5110	350	99	District	Fringe	\$0	\$0	\$0	\$0	\$0
2350	3142	080	10	4220	099	99	520	020	5241	350	04	District	R&M Bldgs / Services	\$0	\$0	\$0	\$0	\$0
2350	3142	080	10	4210	099	99	520	020	5241	350	04	District	R&M Grounds / Services	\$0	\$0	\$0	\$0	\$0
2350	3142	080	10	2451	099	99	520	020	5255	350	04	District	R&M Technology/ Services	\$0	\$0	\$0	\$0	\$0
2350	3142	080	10	2420	099	99	520	020	5247	350	04	District	R&M Instr Equip/ Services	\$0	\$0	\$0	\$0	\$0
2350	3142	080	10	5350	099	99	520	020	5270	350	04	District	Lease Rental/ Services	\$0	\$0	\$0	\$0	\$0
2350	3142	080	10	2440	099	99	520	020	5300	350	04	District	Professional Technical/ Services	\$0	\$0	\$0	\$0	\$0
2350	3142	080	10	2440	099	99	520	020	5330	350	04	District	Transportation	\$0	\$0	\$0	\$0	\$0
2350	3142	080	10	2440	099	99	520	020	5341	350	04	District	Postage	\$197	\$15,921	\$10,000	\$10,000	\$15,000
2350	3142	080	10	2440	099	99	520	020	5345	350	04	District	Printing & Binding	\$0	\$0	\$0	\$0	\$0
2350	3142	080	10	2440	099	99	520	020	5346	350	04	District	Advertising	\$0	\$0	\$0	\$0	\$0
2350	3142	080	10	2440	099	99	520	020	5380	350	04	District	Other Services	\$5,622	\$0	\$0	\$410	\$0
2350	3142	080	10	2110	099	99	520	030	5420	350	05	District	Offices Supplies	\$0	\$0	\$0	\$0	\$0
2350	3142	080	10	4220	099	99	520	030	5430	350	05	District	R&M Bldgs / Supplies	\$0	\$0	\$0	\$0	\$0
2350	3142	080	10	4110	099	99	520	030	5450	350	05	District	Custodial / Supplies	\$0	\$0	\$0	\$0	\$0
2350	3142	080	10	4210	099	99	520	030	5460	350	05	District	Groundskeeping/ Supplies	\$0	\$0	\$0	\$0	\$0
2350	3142	080	10	3400	099	99	520	030	5490	350	05	District	Food Services/ Supplies	\$0	\$0	\$0	\$0	\$0
2350	3142	080	10	2430	099	99	520	030	5510	350	05	District	Educational Supplies	\$363	\$0	\$0	\$0	\$0
2350	3142	080	10	2415	099	99	520	030	5512	350	05	District	Teaching Aids/ Clsm Ref	\$0	\$0	\$0	\$0	\$0
2350	3142	080	10	2410	099	99	520	030	5517	350	05	District	Textbooks & Workbooks	\$0	\$0	\$0	\$0	\$0
2350	3142	080	10	2420	099	99	520	030	5522	350	05	District	Instr. Equipment/ Supplies	\$0	\$0	\$0	\$0	\$0
2350	3142	080	10	2453	099	99	520	030	5523	350	05	District	AV Hardware	\$0	\$0	\$0	\$0	\$0
2350	3142	080	10	2455	099	99	520	030	5524	350	05	District	Instructional Software	\$0	\$0	\$0	\$0	\$0
2350	3142	080	10	2451	099	99	520	030	5525	350	05	District	Instructional Tech. Supplies	\$0	\$0	\$0	\$0	\$0
2350	3142	080	10	2440	099	99	520	030	5580	350	05	District	Other Supplies	\$0	\$0	\$0	\$0	\$0
2350	3142	080	10	2357	099	99	520	030	5710	350	06	District	In State Travel/ Conferences	\$0	\$0	\$0	\$0	\$0
2350	3142	080	10	2357	099	99	520	030	5720	350	06	District	Out of State Travel/ Conferences	\$0	\$0	\$0	\$0	\$0
2350	3142	080	10	2357	099	99	520	030	5730	350	06	District	Dues & Memberships	\$0	\$0	\$0	\$0	\$0
2350	3142	080	10	2440	099	99	520	030	5780	350	06	District	Other Expenses	\$0	\$0	\$0	\$0	\$0
2350	3142	080	10	7300	099	99	520	200	5850	350	99	District	Capital Equip > \$5000 Per Unit	\$0	\$0	\$0	\$0	\$0
2350	3142	080	10	7500	099	99	520	200	5851	350	99	District	Motor Vehicles > \$5000 Per Unit	\$0	\$0	\$0	\$0	\$0
2350	3142	080	10	7350	099	99	520	200	5856	350	99	District	Capital Tech. > \$5000 Per Unit	\$0	\$0	\$0	\$0	\$0
2350	3142	080	10	7300	099	99	520	200	5870	350	99	District	Repl. Equipment- \$5000 Per Unit	\$0	\$0	\$0	\$0	\$0
Subtotal Expenditures													\$6,182	\$15,921	\$10,000	\$10,410	\$15,000	
Anticipated Ending Fund Bal.													\$9,326	\$9,856	\$942	\$8,745	\$3,745	

* Includes encumbrances.

II. Is any of your ending fund balance designated for a particular purpose? If yes, please explain below.

Revolving Fund FY10 Budget Request

Fund Name:	Broadmeadow Lease (2350-3211)
Fund Manager:	Director of Financial Operations
Executive Summary:	No change in fee (\$0.31/student hour)

Fund Description:

This revolving fund collects income from the rental of surplus property at the school. The current lessee is Needham Extended Day Program (NEDP), which runs a before/after school program at Broadmeadow, Eliot, Newman and Mitchell Schools for elementary students.

Enabling Legislation:

MGL Ch 40, Section 3 limits the use of these monies to expenses associated with maintenance/upkeep of the rented facilities only, including repair and maintenance, utilities and custodial expense.

Critical Issues:

There are no expected critical issues for this fund in FY10. In FY08, the School Department issued a bid for the rental of space for provision of before and after school structured programs for elementary students. The bid was awarded to Needham Extended Day Program, Inc. (NEDP) for FY09-FY11.

Description of Revenues:

In FY10, rental fees are based on the bid rate of \$0.31/student hour. An estimated 30,943.08 student hours are anticipated, or \$9,592.36, based on FY09 projected.

Staffing:

No staff are paid from this fund.

Expenses:

Expenses are the cost of maintenance/upkeep of the rented facilities only, including repair and maintenance, utilities and custodial expense. Any unspent funds, at the end of the fiscal year, will be remitted to the Town's General Fund, per Ch. 40, s3.

Support for District Vision, Mission, Goals and Objectives:

Before/after school programs for elementary students support District Goal 2.0, which ensures that students have the social and emotional competencies that enable them to be self-aware, to have social and relationship skills, to self-manage and to make responsible decisions.

Proposed Budget:

Attached. The FY10 budget continues to expend revenues on expenses associated with maintenance/upkeep of the rented facilities only, including repair and maintenance, utilities and custodial expense.

Revolving Fund Name Broadmeadow Lease Revolving Fund
 Revolving Fund Cont# Anne Gulati

														FY07	FY08	FY09	FY09	FY10	
														Actual	Actual	Budget	Proj	Budget	
Revenues																			
<u>Beginning Fund Balance (Carry-Over Revenue from Prior Year)</u>																			
2350	3211	000	00	0000	000	00	534	000	0000	000	00			Carry-Over Revenue	\$0	\$0	\$0	\$0	\$0
<u>Current Year Revenue Collections</u>																			
2350	3211	000	00	0000	000	00	432	000	0000	000	00			Current Year Revenue Collections	\$6,124	\$6,147	\$5,937	\$9,592	\$9,592
<u>Revenue Collected for Next Fiscal Year</u>																			
2350	3211	000	00	0000	000	00	432	000	0000	000	00			Pre-Collection Next FY Revenue	\$0	\$0	\$0	\$0	\$0
Subtotal Revenues														\$6,124	\$6,147	\$5,937	\$9,592	\$9,592	
Expenditures																			
Fund	Dept	Pgm	Bldg	DOE Fun	Subj Code	Gr Code	Object Code	Act Code	IM	SchA Code	Ext Obj	Building	Object Code Description	FY07 Actual	FY08 Actual	FY09 Budget	FY09 Proj	FY10 Budget	
2350	3211	090	21	4110	099	99	520	010	5110	350	03	Broadmeadow	Custodians/ Salary	\$0	\$0	\$0	\$4,773	\$4,773	
2350	3211	090	21	5200	099	99	520	010	5110	350	99	Broadmeadow	Fringe	\$0	\$0	\$0	\$0	\$0	
2350	3211	090	21	4220	099	99	520	020	5241	350	04	Broadmeadow	R&M Bldgs / Services	\$3,324	\$0	\$2,968	\$0	\$0	
2350	3211	090	21	4210	099	99	520	020	5241	350	04	Broadmeadow	R&M Grounds / Services	\$0	\$4,113	\$0	\$0	\$0	
2350	3211	090	21	2451	099	99	520	020	5255	350	04	Broadmeadow	R&M Technology/ Services	\$0	\$0	\$0	\$0	\$0	
2350	3211	090	21	2420	099	99	520	020	5257	350	04	Broadmeadow	R&M Instr Equip/ Services	\$0	\$0	\$0	\$0	\$0	
2350	3211	090	21	5350	099	99	520	020	5270	350	04	Broadmeadow	Lease Rental/ Services	\$0	\$0	\$0	\$0	\$0	
2350	3211	090	21	2440	099	99	520	020	5300	350	04	Broadmeadow	Professional Technical/ Services	\$0	\$0	\$0	\$0	\$0	
2350	3211	090	21	2440	099	99	520	020	5330	350	04	Broadmeadow	Transportation	\$0	\$0	\$0	\$0	\$0	
2350	3211	090	21	2440	099	99	520	020	5341	350	04	Broadmeadow	Postage	\$0	\$0	\$0	\$0	\$0	
2350	3211	090	21	2440	099	99	520	020	5345	350	04	Broadmeadow	Printing & Binding	\$0	\$0	\$0	\$0	\$0	
2350	3211	090	21	2440	099	99	520	020	5346	350	04	Broadmeadow	Advertising	\$0	\$0	\$0	\$0	\$0	
2350	3211	090	21	2440	099	99	520	020	5380	350	04	Broadmeadow	Other Services	\$0	\$0	\$0	\$0	\$0	
2350	3211	090	21	2110	099	99	520	030	5420	350	05	Broadmeadow	Offices Supplies	\$0	\$0	\$0	\$0	\$0	
2350	3211	090	21	4220	099	99	520	030	5430	350	05	Broadmeadow	R&M Bldgs / Supplies	\$0	\$0	\$0	\$0	\$0	
2350	3211	090	21	4110	099	99	520	030	5450	350	05	Broadmeadow	Custodial / Supplies	\$0	\$0	\$0	\$4,364	\$4,364	
2350	3211	090	21	4210	099	99	520	030	5460	350	05	Broadmeadow	Groundskeeping/ Supplies	\$0	\$0	\$0	\$0	\$0	
2350	3211	090	21	3400	099	99	520	030	5490	350	05	Broadmeadow	Food Services/ Supplies	\$0	\$0	\$0	\$0	\$0	
2350	3211	090	21	2430	099	99	520	030	5510	350	05	Broadmeadow	Educational Supplies	\$0	\$0	\$0	\$455	\$455	
2350	3211	090	21	2415	099	99	520	030	5512	350	05	Broadmeadow	Teaching Aids/ Clsm Ref	\$0	\$0	\$0	\$0	\$0	
2350	3211	090	21	2410	099	99	520	030	5517	350	05	Broadmeadow	Textbooks & Workbooks	\$0	\$0	\$0	\$0	\$0	
2350	3211	090	21	2420	099	99	520	030	5522	350	05	Broadmeadow	Instr. Equipment/ Supplies	\$0	\$0	\$0	\$0	\$0	
2350	3211	090	21	2453	099	99	520	030	5523	350	05	Broadmeadow	AV Hardware	\$0	\$0	\$0	\$0	\$0	
2350	3211	090	21	2455	099	99	520	030	5524	350	05	Broadmeadow	Instructional Software	\$0	\$0	\$0	\$0	\$0	
2350	3211	090	21	2451	099	99	520	030	5525	350	05	Broadmeadow	Instructional Tech. Supplies	\$0	\$0	\$0	\$0	\$0	
2350	3211	090	21	2440	099	99	520	030	5580	350	05	Broadmeadow	Other Supplies	\$2,800	\$2,034	\$0	\$0	\$0	
2350	3211	090	21	2357	099	99	520	030	5710	350	06	Broadmeadow	In State Travel/ Conferences	\$0	\$0	\$0	\$0	\$0	
2350	3211	090	21	2357	099	99	520	030	5720	350	06	Broadmeadow	Out of State Travel/ Conferences	\$0	\$0	\$0	\$0	\$0	
2350	3211	090	21	2357	099	99	520	030	5730	350	06	Broadmeadow	Dues & Memberships	\$0	\$0	\$0	\$0	\$0	
2350	3211	090	21	2440	099	99	520	030	5780	350	06	Broadmeadow	Other Expenses	\$0	\$0	\$2,969	\$0	\$0	
2350	3211	090	21	7300	099	99	520	200	5850	350	99	Broadmeadow	Capital Equip > \$5000 Per Unit	\$0	\$0	\$0	\$0	\$0	
2350	3211	090	21	7500	099	99	520	200	5851	350	99	Broadmeadow	Motor Vehicles > \$5000 Per Unit	\$0	\$0	\$0	\$0	\$0	
2350	3211	090	21	7350	099	99	520	200	5856	350	99	Broadmeadow	Capital Tech. > \$5000 Per Unit	\$0	\$0	\$0	\$0	\$0	
2350	3211	090	21	7300	099	99	520	200	5870	350	99	Broadmeadow	Repl. Equipment > \$5000 Per Unit	\$0	\$0	\$0	\$0	\$0	
Subtotal Expenditures														\$6,124	\$6,147	\$5,937	\$9,592	\$9,592	
Anticipated Ending Fund Bal.														\$0	\$0	\$0	\$0	\$0	

* Includes encumbrances.

II. Is any of your ending fund balance designated for a particular purpose? If yes, please explain below.

MGL Ch40 s 3 does not permit ending balance to be retained by this fund.

This page is intentionally blank.

Revolving Fund FY10 Budget Request

Fund Name:	Eliot Lease (2350-3221)
Fund Manager:	Director of Financial Operations
Executive Summary:	No change in fee (\$0.31/student hour)

Fund Description:

This revolving fund collects income from the rental of surplus property at the school. The current lessee is Needham Extended Day Program (NEDP), which runs a before/after school program at Broadmeadow, Eliot, Newman and Mitchell Schools for elementary students.

Enabling Legislation:

MGL Ch 40, Section 3 limits the use of these monies to expenses associated with maintenance/upkeep of the rented facilities only, including repair and maintenance, utilities and custodial expense.

Critical Issues:

There are no expected critical issues for this fund in FY10. In FY08, the School Department issued a bid for the rental of space for provision of before and after school structured programs for elementary students. The bid was awarded to Needham Extended Day Program, Inc. (NEDP) for FY09-FY11.

Description of Revenues:

In FY10, rental fees are based on the bid rate of \$0.31/student hour. An estimated 22,680 student hours are anticipated, or \$7,031, based on FY09 projected.

Staffing:

No staff are paid from this fund.

Expenses:

Expenses are the cost of maintenance/upkeep of the rented facilities only, including repair and maintenance, utilities and custodial expense. Any unspent funds, at the end of the fiscal year, will be remitted to the Town's General Fund, per Ch. 40, s3.

Support for District Vision, Mission, Goals and Objectives:

Before/after school programs for elementary students support District Goal 2.0, which ensures that students have the social and emotional competencies that enable them to be self-aware, to have social and relationship skills, to self-manage and to make responsible decisions.

Proposed Budget:

Attached. The FY10 budget continues to expend revenues on expenses associated with maintenance/upkeep of the rented facilities only, including repair and maintenance, utilities and custodial expense.

Revolving Fund Name: Eliot Lease Revolving Fund
 Revolving Fund Conta: Anne Gulati

														FY07	FY08	FY09	FY09	FY10	
														Actual	Actual	Budget	Proj	Budget	
Revenues																			
<u>Beginning Fund Balance (Carry-Over Revenue from Prior Year)</u>																			
2350	3221	000	00	0000	000	00	534	000	0000	000	00			Carry-Over Revenue	\$0	\$0	\$0	\$0	\$0
<u>Current Year Revenue Collections</u>																			
2350	3221	000	00	0000	000	00	432	000	0000	000	00			Current Year Revenue Collections	\$795	\$758	\$4,743	\$7,031	\$7,031
<u>Revenue Collected for Next Fiscal Year</u>																			
2350	3221	000	00	0000	000	00	432	000	0000	000	00			Pre-Collection Next FY Revenue	\$0	\$0	\$0	\$0	\$0
Subtotal Revenues														\$795	\$758	\$4,743	\$7,031	\$7,031	
Expenditures																			
Fund	Dept	Pgm	Bldg	DOE Fun	Subj Code	Gr Code	Object Code	Act Code	TM	SchA Code	Ext Obj	Building	Object Code Description	FY07 Actual	FY08 Actual	FY09 Budget	FY09 Proj	FY10 Budget	
2350	3221	090	22	4110	099	99	520	010	5110	350	03	Eliot	Custodians/ Salary	\$0	\$0	\$0	\$3,714	\$3,714	
2350	3221	090	22	5200	099	99	520	010	5110	350	99	Eliot	Fringe	\$0	\$0	\$0	\$0	\$0	
2350	3221	090	22	4220	099	99	520	020	5241	350	04	Eliot	R&M Bldgs / Services	\$795	\$758	\$2,372	\$3,317	\$3,317	
2350	3221	090	22	4210	099	99	520	020	5241	350	04	Eliot	R&M Grounds / Services	\$0	\$0	\$0	\$0	\$0	
2350	3221	090	22	2451	099	99	520	020	5255	350	04	Eliot	R&M Technology/ Services	\$0	\$0	\$0	\$0	\$0	
2350	3221	090	22	2420	099	99	520	020	5257	350	04	Eliot	R&M Instr Equip/ Services	\$0	\$0	\$0	\$0	\$0	
2350	3221	090	22	5350	099	99	520	020	5270	350	04	Eliot	Lease Rental/ Services	\$0	\$0	\$0	\$0	\$0	
2350	3221	090	22	2440	099	99	520	020	5300	350	04	Eliot	Professional Technical/ Services	\$0	\$0	\$0	\$0	\$0	
2350	3221	090	22	2440	099	99	520	020	5330	350	04	Eliot	Transportation	\$0	\$0	\$0	\$0	\$0	
2350	3221	090	22	2440	099	99	520	020	5341	350	04	Eliot	Postage	\$0	\$0	\$0	\$0	\$0	
2350	3221	090	22	2440	099	99	520	020	5345	350	04	Eliot	Printing & Binding	\$0	\$0	\$0	\$0	\$0	
2350	3221	090	22	2440	099	99	520	020	5346	350	04	Eliot	Advertising	\$0	\$0	\$0	\$0	\$0	
2350	3221	090	22	2440	099	99	520	020	5380	350	04	Eliot	Other Services	\$0	\$0	\$0	\$0	\$0	
2350	3221	090	22	2110	099	99	520	030	5420	350	05	Eliot	Offices Supplies	\$0	\$0	\$0	\$0	\$0	
2350	3221	090	22	4220	099	99	520	030	5430	350	05	Eliot	R&M Bldgs / Supplies	\$0	\$0	\$0	\$0	\$0	
2350	3221	090	22	4110	099	99	520	030	5450	350	05	Eliot	Custodial / Supplies	\$0	\$0	\$0	\$0	\$0	
2350	3221	090	22	4210	099	99	520	030	5460	350	05	Eliot	Groundskeeping/ Supplies	\$0	\$0	\$0	\$0	\$0	
2350	3221	090	22	3400	099	99	520	030	5490	350	05	Eliot	Food Services/ Supplies	\$0	\$0	\$0	\$0	\$0	
2350	3221	090	22	2430	099	99	520	030	5510	350	05	Eliot	Educational Supplies	\$0	\$0	\$0	\$0	\$0	
2350	3221	090	22	2415	099	99	520	030	5512	350	05	Eliot	Teaching Aids/ Clism Ref	\$0	\$0	\$0	\$0	\$0	
2350	3221	090	22	2410	099	99	520	030	5517	350	05	Eliot	Textbooks & Workbooks	\$0	\$0	\$0	\$0	\$0	
2350	3221	090	22	2420	099	99	520	030	5522	350	05	Eliot	Instr. Equipment/ Supplies	\$0	\$0	\$0	\$0	\$0	
2350	3221	090	22	2453	099	99	520	030	5523	350	05	Eliot	A/V Hardware	\$0	\$0	\$0	\$0	\$0	
2350	3221	090	22	2455	099	99	520	030	5524	350	05	Eliot	Instructional Software	\$0	\$0	\$0	\$0	\$0	
2350	3221	090	22	2451	099	99	520	030	5525	350	05	Eliot	Instructional Tech. Supplies	\$0	\$0	\$0	\$0	\$0	
2350	3221	090	22	2440	099	99	520	030	5580	350	05	Eliot	Other Supplies	\$0	\$0	\$0	\$0	\$0	
2350	3221	090	22	2357	099	99	520	030	5710	350	06	Eliot	In State Travel/ Conferences	\$0	\$0	\$0	\$0	\$0	
2350	3221	090	22	2357	099	99	520	030	5720	350	06	Eliot	Out of State Travel/ Conferences	\$0	\$0	\$0	\$0	\$0	
2350	3221	090	22	2357	099	99	520	030	5730	350	06	Eliot	Dues & Memberships	\$0	\$0	\$0	\$0	\$0	
2350	3221	090	22	2440	099	99	520	030	5780	350	06	Eliot	Other Expenses	\$0	\$0	\$2,372	\$0	\$0	
2350	3221	090	22	7300	099	99	520	200	5850	350	99	Eliot	Capital Equip > \$5000 Per Unit	\$0	\$0	\$0	\$0	\$0	
2350	3221	090	22	7500	099	99	520	200	5851	350	99	Eliot	Motor Vehicles > \$5000 Per Unit	\$0	\$0	\$0	\$0	\$0	
2350	3221	090	22	7350	099	99	520	200	5856	350	99	Eliot	Capitol Tech. > \$5000 Per Unit	\$0	\$0	\$0	\$0	\$0	
2350	3221	090	22	7300	099	99	520	200	5870	350	99	Eliot	Repl. Equipment> \$5000 Per Unit	\$0	\$0	\$0	\$0	\$0	
Subtotal Expenditures														\$795	\$758	\$4,743	\$7,031	\$7,031	
Anticipated Ending Fund Bal.														\$0	\$0	\$0	\$0	\$0	

* Includes encumbrances.

II. Is any of your ending fund balance designated for a particular purpose? If yes, please explain below.

MGL Ch40 s 3 does not permit ending balance to be retained by this fund.

This page is intentionally blank.

Revolving Fund FY10 Budget Request

Fund Name:	Eliot Book & Equipment Sales (2350-3222)
Fund Manager:	Eliot Principal
Executive Summary:	No Fee Increase Requested: \$3.50/Notebook

Fund Description:

This pass-through account funds the purchase and re-sale of assignment notebooks for students in grades 3 through 5. The notebooks are purchased in July for the convenience of students in September.

Enabling Legislation:

MGL Chapter 71, Section 47.

Critical Issues:

No critical issues are anticipated for FY10.

Description of Revenues:

Revenues for this fund are received from students who pay \$3.50 per assignment notebook. In FY10 we expect to sell approximately 206 notebooks at \$3.50 each for a total revenue of \$721. The money received during the current year pre-purchases the books for the following year.

Staffing:

No staff receive compensation from this fund.

Expenses:

FY10 program expenses represent the anticipated pre-purchase cost of the notebooks for FY11, \$721. FY09 projected expenses includes the cost of pre-purchasing notebooks for FY09 (\$646, due to a late posting of expense) and FY10 (\$398.)

District's Vision, Mission, Goals and Objectives:

The Eliot Book & Equipment Sales fund supports District Goal 1, related to advancing standards based learning.

Proposed Budget:

Attached. The FY10 budget remains consistent to previous fiscal years.

Revolving Fund Name: Eliot Book & Equipment Sales Revolving Fund
 Revolving Fund Contact: Suzanne Wilcox

													FY07 Actual	FY08 Actual	FY09 Budget	FY09 Proj	FY10 Budget	
Revenues																		
Beginning Fund Balance (Carry-Over Revenue from Prior Year)																		
2350	3222	000	00	0000	000	00	534	000	0000	000	00		Carry-Over Revenue	\$195	\$162	\$162	\$339	\$0
Current Year Revenue Collections																		
2350	3222	000	00	0000	000	00	432	000	0000	000	00		Current Year Revenue Collections	\$539	\$672	\$627	\$705	\$721
Revenue Collected for Next Fiscal Year																		
2350	3222	000	00	0000	000	00	432	000	0000	000	00		Pre-Collection Next FY Revenue	\$0	\$0	\$0	\$0	\$0
Subtotal Revenues													\$734	\$834	\$789	\$1,044	\$721	
Expenditures																		
Fund	Dept	Pgm	Bldg	DOE Fun	Subj Code	Gr Code	Act Code	IM	Object Code	SchA Code	Ext Obj	Building	Object Code Description	FY07 Actual	FY08 Actual	FY09 Budget	FY09 Proj	FY10 Budget
2350	3222	090	22	1230	090	99	520	010	5110	350	01	Eliot	Central Admin/ Salary	\$0	\$0	\$0	\$0	\$0
2350	3222	090	22	2110	090	99	520	010	5110	350	01	Eliot	Curriculum Dir/ Salary	\$0	\$0	\$0	\$0	\$0
2350	3222	090	22	2120	090	99	520	010	5110	350	01	Eliot	Dept Head (Non Supv)/ Salary	\$0	\$0	\$0	\$0	\$0
2350	3222	090	22	2220	090	99	520	010	5110	350	01	Eliot	Curr Ldr/Academic Dept Head/ Sa	\$0	\$0	\$0	\$0	\$0
2350	3222	090	22	2305	090	99	520	010	5110	350	01	Eliot	Certified Classroom Teacher/ Sala	\$0	\$0	\$0	\$0	\$0
2350	3222	090	22	2310	090	99	520	010	5110	350	01	Eliot	Certified Teacher Specialist/ Salar	\$0	\$0	\$0	\$0	\$0
2350	3222	090	22	2315	090	99	520	010	5110	350	01	Eliot	Instr. Coord-Team Leader/ Salary	\$0	\$0	\$0	\$0	\$0
2350	3222	090	22	2320	090	99	520	010	5110	350	01	Eliot	Medical/Therapeutic/ Salary	\$0	\$0	\$0	\$0	\$0
2350	3222	090	22	2440	090	99	520	010	5110	350	01	Eliot	Other Instructional	\$0	\$0	\$0	\$0	\$0
2350	3222	090	22	2325	090	99	520	010	5110	350	03	Eliot	Classroom Subs/ Salary	\$0	\$0	\$0	\$0	\$0
2350	3222	090	22	2330	090	99	520	010	5110	350	03	Eliot	Instr. Asst - Paraprofessional/ Sale	\$0	\$0	\$0	\$0	\$0
2350	3222	090	22	2353	090	99	520	010	5110	350	01	Eliot	Prof Dev Summer/Aft School/ Sali	\$0	\$0	\$0	\$0	\$0
2350	3222	090	22	2355	090	99	520	010	5110	350	03	Eliot	Prof Dev Subs	\$0	\$0	\$0	\$0	\$0
2350	3222	090	22	2357	090	99	520	010	5110	350	01	Eliot	Prof Dev School Year/ Salary	\$0	\$0	\$0	\$0	\$0
2350	3222	090	22	2110	090	99	520	010	5110	350	02	Eliot	Secy to Curr Dir/ Salary	\$0	\$0	\$0	\$0	\$0
2350	3222	090	22	2120	090	99	520	010	5110	350	02	Eliot	Secy to Dep Head (Non Sup)/ Sale	\$0	\$0	\$0	\$0	\$0
2350	3222	090	22	2210	090	99	520	010	5110	350	02	Eliot	Other Building Secy/ Salary	\$0	\$0	\$0	\$0	\$0
2350	3222	090	22	2220	090	99	520	010	5110	350	02	Eliot	Secy to Acad Dept Head/ Salary	\$0	\$0	\$0	\$0	\$0
2350	3222	090	22	1420	090	99	520	010	5110	350	02	Eliot	Human Resources & Benefits/ Sal:	\$0	\$0	\$0	\$0	\$0
2350	3222	090	22	4110	090	99	520	010	5110	350	03	Eliot	Custodians/ Salary	\$0	\$0	\$0	\$0	\$0
2350	3222	090	22	5200	090	99	520	010	5110	350	99	Eliot	Fringe	\$0	\$0	\$0	\$0	\$0
2350	3222	090	22	4220	090	99	520	020	5241	350	04	Eliot	R&M Bldgs / Services	\$0	\$0	\$0	\$0	\$0
2350	3222	090	22	4210	090	99	520	020	5241	350	04	Eliot	R&M Grounds / Services	\$0	\$0	\$0	\$0	\$0
2350	3222	090	22	2451	090	99	520	020	5255	350	04	Eliot	R&M Technology/ Services	\$0	\$0	\$0	\$0	\$0
2350	3222	090	22	2420	090	99	520	020	5257	350	04	Eliot	R&M Instr Equip/ Services	\$0	\$0	\$0	\$0	\$0
2350	3222	090	22	5350	090	99	520	020	5270	350	04	Eliot	Lease Rental/ Services	\$0	\$0	\$0	\$0	\$0
2350	3222	090	22	2440	090	99	520	020	5300	350	04	Eliot	Professional Technical/ Services	\$0	\$0	\$0	\$0	\$0
2350	3222	090	22	2440	090	99	520	020	5330	350	04	Eliot	Transportation	\$0	\$0	\$0	\$0	\$0
2350	3222	090	22	2440	090	99	520	020	5341	350	04	Eliot	Postage	\$0	\$0	\$0	\$0	\$0
2350	3222	090	22	2440	090	99	520	020	5345	350	04	Eliot	Printing & Binding	\$0	\$0	\$0	\$0	\$0
2350	3222	090	22	2440	090	99	520	020	5346	350	04	Eliot	Advertising	\$0	\$0	\$0	\$0	\$0
2350	3222	090	22	2440	090	99	520	020	5380	350	04	Eliot	Other Services	\$0	\$0	\$0	\$0	\$0
2350	3222	090	22	2110	090	99	520	030	5420	350	05	Eliot	Offices Supplies	\$0	\$0	\$0	\$0	\$0
2350	3222	090	22	4220	090	99	520	030	5430	350	05	Eliot	R&M Bldgs / Supplies	\$0	\$0	\$0	\$0	\$0
2350	3222	090	22	4110	090	99	520	030	5450	350	05	Eliot	Custodial / Supplies	\$0	\$0	\$0	\$0	\$0
2350	3222	090	22	4210	090	99	520	030	5460	350	05	Eliot	Groundskeeping/ Supplies	\$0	\$0	\$0	\$0	\$0
2350	3222	090	22	3400	090	99	520	030	5490	350	05	Eliot	Food Services/ Supplies	\$0	\$0	\$0	\$0	\$0
2350	3222	090	22	2430	090	99	520	030	5510	350	05	Eliot	Educational Supplies	\$572	\$495	\$0	\$0	\$721
2350	3222	090	22	2415	090	99	520	030	5512	350	05	Eliot	Teaching Aids/ Clsm Ref	\$0	\$0	\$0	\$0	\$0
2350	3222	090	22	2410	090	99	520	030	5517	350	05	Eliot	Textbooks & Workbooks	\$0	\$0	\$627	\$1,044	\$0
2350	3222	090	22	2420	090	99	520	030	5522	350	05	Eliot	Instr. Equipment/ Supplies	\$0	\$0	\$0	\$0	\$0
2350	3222	090	22	2453	090	99	520	030	5523	350	05	Eliot	A/V Hardware	\$0	\$0	\$0	\$0	\$0
2350	3222	090	22	2455	090	99	520	030	5524	350	05	Eliot	Instructional Software	\$0	\$0	\$0	\$0	\$0
2350	3222	090	22	2451	090	99	520	030	5525	350	05	Eliot	Instructional Tech. Supplies	\$0	\$0	\$0	\$0	\$0
2350	3222	090	22	2440	090	99	520	030	5580	350	05	Eliot	Other Supplies	\$0	\$0	\$0	\$0	\$0
2350	3222	090	22	2357	090	99	520	030	5710	350	06	Eliot	In State Travel/ Conferences	\$0	\$0	\$0	\$0	\$0
2350	3222	090	22	2357	090	99	520	030	5720	350	06	Eliot	Out of State Travel/ Conferences	\$0	\$0	\$0	\$0	\$0
2350	3222	090	22	2357	090	99	520	030	5730	350	06	Eliot	Dues & Memberships	\$0	\$0	\$0	\$0	\$0
2350	3222	090	22	2440	090	99	520	030	5780	350	06	Eliot	Other Expenses	\$0	\$0	\$0	\$0	\$0
2350	3222	090	22	7300	090	99	520	200	5850	350	99	Eliot	Capital Equip > \$5000 Per Unit	\$0	\$0	\$0	\$0	\$0
2350	3222	090	22	7500	090	99	520	200	5851	350	99	Eliot	Motor Vehicles > \$5000 Per Unit	\$0	\$0	\$0	\$0	\$0
2350	3222	090	22	7350	090	99	520	200	5856	350	99	Eliot	Capitol Tech. > \$5000 Per Unit	\$0	\$0	\$0	\$0	\$0
2350	3222	090	22	7300	090	99	520	200	5870	350	99	Eliot	Repl. Equipment> \$5000 Per Unit	\$0	\$0	\$0	\$0	\$0
Subtotal Expenditures													\$572	\$495	\$627	\$1,044	\$721	
Anticipated Ending Fund Bal.													\$162	\$339	\$162	\$0	\$0	

* Includes encumbrances.

II. Is any of your ending fund balance designated for a particular purpose? If yes, please explain below.

Revolving Fund FY10 Budget Request

Fund Name:	Hillside Lesley Intern Revolving Fund
Fund Manager:	Hillside Principal
Executive Summary:	No Tuition Fee Increase; \$5,000 per Intern; \$50 Application Fee

Fund Description:

The Hillside@Lesley Collaborative Internship Program is a partnership between Hillside Elementary and Lesley University, that offers an accelerated pathway to teacher certification for Lesley students. The entire program can be completed in 14 months, including 10 months as a full-time in-school intern. Upon successful completion of the program, interns will receive their Masters in Education from Lesley University, and will be ready for certification and permanent employment. Similar partnerships exist with Brookline Public Schools, and several independent schools (such as Buckingham, Browne & Nichols and Shady Hill School, among others.) Needham is Lesley's first suburban school site.

During the first year of the program (FY08), the Needham Education Foundation (NEF) provided 'start up' grant funds of \$15,000 to support four interns. A second-year NEF grant for \$15,000 was awarded to support seven interns in FY09. A similar number have enrolled for FY10. The program is expected to be totally self-sufficient, beginning in FY11, at which point, Hillside expects to be operating at full-capacity with nine or ten interns.

Enabling Legislation:

M.G.L. Chapter 71, Section 47.

Critical Issues:

The most critical issue for this program is the fact that it must become self-supporting. At least nine interns are required to ensure that operational revenues meet exceed operational expenses. For FY10 a total of seven interns have been enrolled (nine were accepted, two dropped out), but Principal Kascak feels that the goal of ten intern registrations can be achieved by FY11 due to a sizeable wait list. Program fund balance revenues are sufficient to accommodate lower than anticipated enrollment for FY10, and short term enrollment fluctuations in the future.

Description of Revenues:

A total of 7 fee-paying interns are anticipated in FY10. The program fee is \$5,000, plus a \$50 non-refundable application fee. The seven interns paid their application fee and a \$1500 program deposit in FY09; the \$3,500 balance due will be received in FY10. Additionally, the program will pre-collect a \$50 application fee, and a \$2,500 (50%) deposit for ten anticipated interns in FY11, for total program revenues of \$50,000. An additional \$3,450 in unexpended prior year NEF grant fund revenues, and \$16,864.69 in revolving carry-over will supplement current receipts. The \$3,450 grant balance will be completely expended during FY10; revolving carry-over will provide program contingency funds.

Additionally, Lesley College will provide in-kind professional development vouchers to teachers towards Lesley tuition programs, for hosting this program. Up to seven vouchers of \$2,400 will be provided, as well as seven half vouchers worth \$1,200 each (\$25,200.)

Staffing:

There are no permanent staff assigned to this program. The interns receive a stipend of \$2,500 each for participating (or \$17,500 total.) Stipends also are paid to three Hillside teachers for teaching a three-credit pedagogy course (\$9,000), to one Hillside teacher for teaching a six-credit seminar on classroom management (\$5,000), and to two Hillside teachers to supervise the interns and conduct classroom observations (\$5,600.) Finally, seven teachers will receive payments of \$1,000 to act as practicum leaders/directing teachers for each of the seven interns (\$7,000), and teacher compensation of up to \$1,000 is provided to attend meetings with Lesley college staff.

Expenses:

Expenses include the aforementioned stipends for interns and teachers, as well as \$1,000 for miscellaneous supplies and materials.

District's Vision, Mission, Goals and Objectives:

This program supports all of the District's goals, by providing additional teaching resources for instruction at Hillside, as well as the underlying values of scholarship, community and personal growth.

Proposed Budget:

The proposed budget for FY10 Revolving Fund program is provided as Attachment A.

Revolving Fund Name: **Hillside Lesley Interns Revolving Fund**
 Revolving Fund Contact: **Michael Kascak**

												FY07	FY08	FY09	FY09	FY10		
												Actual	Actual	Budget	Proj	Budget		
Revenues																		
<u>Beginning Fund Balance (Carry-Over Revenue from Prior Year)</u>																		
2350	3234	000	00	0000	000	00	534	000	0000	000	00	Carry-Over Revenue	\$0	\$1,550	\$3,640	\$2,938	\$16,865	
<u>Current Year Revenue Collections</u>																		
2350	3234	000	00	0000	000	00	432	000	0000	000	00	Current Year Revenue Collections	\$1,550	\$22,500	\$40,000	\$31,300	\$24,500	
<u>Revenue Collected for Next Fiscal Year</u>																		
2350	3234	000	00	0000	000	00	432	000	0000	000	00	Pre-Collection Next FY Revenue	\$0	\$0	\$0	\$12,200	\$25,500	
Subtotal Revenues												\$1,550	\$24,050	\$43,640	\$46,438	\$66,865		
Expenditures																		
Fund	Dept	Pgm	Bldg	DOE Fun	Subj Code	Gr Code	Act Code	TM	Object Code	SchA Code	Ext Obj	Building	Object Code Description	FY07 Actual	FY08 Actual	FY09 Budget	FY09 Proj	FY10 Budget
2350	3234	080	23	1230	099	99	520	010	5110	350	01	Hillside	Central Admin/ Salary	\$0	\$0	\$0	\$0	\$0
2350	3234	080	23	2110	099	99	520	010	5110	350	01	Hillside	Curriculum Dir/ Salary	\$0	\$0	\$0	\$0	\$0
2350	3234	080	23	2120	099	99	520	010	5110	350	01	Hillside	Dept Head (Non Supv)/ Salary	\$0	\$0	\$0	\$0	\$0
2350	3234	080	23	2220	099	99	520	010	5110	350	01	Hillside	Curr Ldr/Academic Dept Head/ Sal	\$0	\$0	\$0	\$0	\$0
2350	3234	080	23	2305	099	99	520	010	5110	350	01	Hillside	Certified Classroom Teacher/ Salar	\$0	\$0	\$9,000	\$10,950	\$10,550
2350	3234	080	23	2310	099	99	520	010	5110	350	01	Hillside	Certified Teacher Specialist/ Salary	\$0	\$0	\$0	\$0	\$0
2350	3234	080	23	2315	099	99	520	010	5110	350	01	Hillside	Instr. Coord-Team Leader/ Salary	\$0	\$6,100	\$0	\$0	\$13,600
2350	3234	080	23	2320	099	99	520	010	5110	350	01	Hillside	Medical/Therapeutic/ Salary	\$0	\$0	\$0	\$0	\$0
2350	3234	080	23	2440	099	99	520	010	5110	350	01	Hillside	Other Instructional	\$0	\$0	\$0	\$0	\$0
2350	3234	080	23	2325	099	99	520	010	5110	350	03	Hillside	Classroom Subs/ Salary	\$0	\$0	\$0	\$0	\$0
2350	3234	080	23	2330	099	99	520	010	5110	350	03	Hillside	Instr. Asst - Paraprofessional/ Salar	\$0	\$6,650	\$20,000	\$18,064	\$17,500
2350	3234	080	23	2353	099	99	520	010	5110	350	01	Hillside	Prof Dev Summer/Aftsr School/ Sala	\$0	\$0	\$0	\$0	\$0
2350	3234	080	23	2355	099	99	520	010	5110	350	03	Hillside	Prof Dev Subs	\$0	\$0	\$0	\$0	\$0
2350	3234	080	23	2357	099	99	520	010	5110	350	01	Hillside	Prof Dev School Year/ Salary	\$0	\$7,610	\$5,000	\$0	\$0
2350	3234	080	23	2110	099	99	520	010	5110	350	02	Hillside	Secy to Curr Dir/ Salary	\$0	\$0	\$0	\$0	\$0
2350	3234	080	23	2120	099	99	520	010	5110	350	02	Hillside	Secy to Dep Head (Non Sup)/ Sala	\$0	\$0	\$0	\$0	\$0
2350	3234	080	23	2210	099	99	520	010	5110	350	02	Hillside	Other Building Secy/ Salary	\$0	\$0	\$0	\$0	\$0
2350	3234	080	23	2220	099	99	520	010	5110	350	02	Hillside	Secy to Acad Dept Head/ Salary	\$0	\$0	\$0	\$0	\$0
2350	3234	080	23	1420	099	99	520	010	5110	350	02	Hillside	Human Resources & Benefits/ Sala	\$0	\$0	\$0	\$0	\$0
2350	3234	080	23	4110	099	99	520	010	5110	350	03	Hillside	Custodians/ Salary	\$0	\$0	\$0	\$0	\$0
2350	3234	080	23	5200	099	99	520	010	5110	350	99	Hillside	Fringe	\$0	\$0	\$0	\$0	\$0
2350	3234	080	23	4220	099	99	520	020	5241	350	04	Hillside	R&M Bldgs / Services	\$0	\$0	\$0	\$0	\$0
2350	3234	080	23	4210	099	99	520	020	5241	350	04	Hillside	R&M Grounds / Services	\$0	\$0	\$0	\$0	\$0
2350	3234	080	23	2451	099	99	520	020	5255	350	04	Hillside	R&M Technology/ Services	\$0	\$0	\$0	\$0	\$0
2350	3234	080	23	2420	099	99	520	020	5257	350	04	Hillside	R&M Instr Equip/ Services	\$0	\$0	\$0	\$0	\$0
2350	3234	080	23	5350	099	99	520	020	5270	350	04	Hillside	Lease Rental/ Services	\$0	\$0	\$0	\$0	\$0
2350	3234	080	23	2440	099	99	520	020	5300	350	04	Hillside	Professional Technical/ Services	\$0	\$0	\$0	\$0	\$0
2350	3234	080	23	2440	099	99	520	020	5330	350	04	Hillside	Transportation	\$0	\$0	\$0	\$0	\$0
2350	3234	080	23	2440	099	99	520	020	5341	350	04	Hillside	Postage	\$0	\$0	\$0	\$0	\$0
2350	3234	080	23	2440	099	99	520	020	5345	350	04	Hillside	Printing & Binding	\$0	\$0	\$0	\$0	\$0
2350	3234	080	23	2440	099	99	520	020	5346	350	04	Hillside	Advertising	\$0	\$0	\$0	\$0	\$0
2350	3234	080	23	2440	099	99	520	020	5380	350	04	Hillside	Other Services	\$0	\$0	\$0	\$0	\$0
2350	3234	080	23	2110	099	99	520	030	5420	350	05	Hillside	Offices Supplies	\$0	\$0	\$0	\$0	\$0
2350	3234	080	23	4220	099	99	520	030	5430	350	05	Hillside	R&M Bldgs / Supplies	\$0	\$0	\$0	\$0	\$0
2350	3234	080	23	4110	099	99	520	030	5450	350	05	Hillside	Custodial / Supplies	\$0	\$0	\$0	\$0	\$0
2350	3234	080	23	4210	099	99	520	030	5460	350	05	Hillside	Groundskeeping/ Supplies	\$0	\$0	\$0	\$0	\$0
2350	3234	080	23	3400	099	99	520	030	5490	350	05	Hillside	Food Services/ Supplies	\$0	\$0	\$0	\$0	\$0
2350	3234	080	23	2430	099	99	520	030	5510	350	05	Hillside	Educational Supplies	\$0	\$562	\$1,000	\$559	\$750
2350	3234	080	23	2415	099	99	520	030	5512	350	05	Hillside	Teaching Aids/ Clsrn Ref	\$0	\$0	\$0	\$0	\$0
2350	3234	080	23	2410	099	99	520	030	5517	350	05	Hillside	Textbooks & Workbooks	\$0	\$0	\$0	\$0	\$0
2350	3234	080	23	2420	099	99	520	030	5522	350	05	Hillside	Instr. Equipment/ Supplies	\$0	\$0	\$0	\$0	\$0
2350	3234	080	23	2453	099	99	520	030	5523	350	05	Hillside	A/V Hardware	\$0	\$0	\$0	\$0	\$0
2350	3234	080	23	2455	099	99	520	030	5524	350	05	Hillside	Instructional Software	\$0	\$0	\$0	\$0	\$0
2350	3234	080	23	2451	099	99	520	030	5525	350	05	Hillside	Instructional Tech. Supplies	\$0	\$0	\$0	\$0	\$0
2350	3234	080	23	2440	099	99	520	030	5580	350	05	Hillside	Other Supplies	\$0	\$0	\$0	\$0	\$0
2350	3234	080	23	2357	099	99	520	030	5710	350	06	Hillside	In State Travel/ Conferences	\$0	\$0	\$0	\$0	\$0
2350	3234	080	23	2357	099	99	520	030	5720	350	06	Hillside	Out of State Travel/ Conferences	\$0	\$0	\$0	\$0	\$0
2350	3234	080	23	2357	099	99	520	030	5730	350	06	Hillside	Dues & Memberships	\$0	\$0	\$0	\$0	\$0
2350	3234	080	23	2440	099	99	520	030	5780	350	06	Hillside	Other Expenses	\$0	\$190	\$0	\$0	\$250
2350	3234	080	23	7300	099	99	520	200	5850	350	99	Hillside	Capital Equip > \$5000 Per Unit	\$0	\$0	\$0	\$0	\$0
2350	3234	080	23	7500	099	99	520	200	5851	350	99	Hillside	Motor Vehicles > \$5000 Per Unit	\$0	\$0	\$0	\$0	\$0
2350	3234	080	23	7350	099	99	520	200	5856	350	99	Hillside	Capital Tech. > \$5000 Per Unit	\$0	\$0	\$0	\$0	\$0
2350	3234	080	23	7300	099	99	520	200	5870	350	99	Hillside	Repl. Equipment- \$5000 Per Unit	\$0	\$0	\$0	\$0	\$0
Subtotal Expenditures												\$0	\$21,112	\$35,000	\$29,573	\$42,650		
Anticipated Ending Fund Bal.												\$1,550	\$2,938	\$8,640	\$16,865	\$24,215		

* Includes encumbrances.

II. Is any of your ending fund balance designated for a particular purpose? If yes, please explain below.

Reserved to accommodate fluctuations in enrollment.

This page is intentionally blank.

Revolving Fund FY10 Budget Request

Fund Name:	Mitchell Lease (2350-3241)
Fund Manager:	Director of Financial Operations
Executive Summary:	No change in fee (\$0.31/student hour)

Fund Description:

This revolving fund collects income from the rental of surplus property at the school. The current lessee is Needham Extended Day Program (NEDP), which runs a before/after school program at Broadmeadow, Eliot, Newman and Mitchell Schools for elementary students.

Enabling Legislation:

MGL Ch 40, Section 3 limits the use of these monies to expenses associated with maintenance/upkeep of the rented facilities only, including repair and maintenance, utilities and custodial expense.

Critical Issues:

There are no expected critical issues for this fund in FY10. In FY08, the School Department issued a bid for the rental of space for provision of before and after school structured programs for elementary students. The bid was awarded to Needham Extended Day Program, Inc. (NEDP) for FY09-FY11.

Description of Revenues:

In FY10, rental fees are based on the bid rate of \$0.31/student hour. An estimated 39,549 student hours are anticipated, or \$12,260, based on FY09 projected.

Staffing:

No staff are paid from this fund.

Expenses:

Expenses are the cost of maintenance/upkeep of the rented facilities only, including repair and maintenance, utilities and custodial expense. Any unspent funds, at the end of the fiscal year, will be remitted to the Town's General Fund, per Ch. 40, s3.

Support for District Vision, Mission, Goals and Objectives:

Before/after school programs for elementary students support District Goal 2.0, which ensures that students have the social and emotional competencies that enable them to be self-aware, to have social and relationship skills, to self-manage and to make responsible decisions.

Proposed Budget:

Attached. The FY10 budget continues to expend revenues on expenses associated with maintenance/upkeep of the rented facilities only, including repair and maintenance, utilities and custodial expense.

Revolving Fund Name	Mitchell Lease Revolving Fund
Revolving Fund Conta	Anne Gulati

														FY07	FY08	FY09	FY09	FY10	
														Actual	Actual	Budget	Proj	Budget	
Revenues																			
<u>Beginning Fund Balance (Carry-Over Revenue from Prior Year)</u>																			
2350	3241	000	00	0000	000	00	534	000	0000	000	00			Carry-Over Revenue	\$0	\$0	\$0	\$0	\$0
<u>Current Year Revenue Collections</u>																			
2350	3241	000	00	0000	000	00	432	000	0000	000	00			Current Year Revenue Collections	\$7,675	\$7,866	\$9,455	\$12,260	\$12,260
<u>Revenue Collected for Next Fiscal Year</u>																			
2350	3241	000	00	0000	000	00	432	000	0000	000	00			Pre-Collection Next FY Revenue	\$0	\$0	\$0	\$0	\$0
Subtotal Revenues															\$7,675	\$7,866	\$9,455	\$12,260	\$12,260
Expenditures																			
Fund	Dept	Pgm	Bldg	DOE Fun	Subj Code	Gr Code	Act Code	IM	Object Code	SchA Code	Ext Obj	Building	Object Code Description	FY07 Actual	FY08 Actual	FY09 Budget	FY09 Proj	FY10 Budget	
2350	3241	090	24	4220	099	99	520	020	5241	350	04	Mitchell	R&M Bldgs / Services	\$1,901	\$622	\$4,728	\$5,611	\$5,611	
2350	3241	090	24	4210	099	99	520	020	5241	350	04	Mitchell	R&M Grounds / Services	\$3,000	\$6,689	\$4,728	\$2,579	\$2,579	
2350	3241	090	24	2451	099	99	520	020	5255	350	04	Mitchell	R&M Technology/ Services	\$0	\$0	\$0	\$0	\$0	
2350	3241	090	24	2420	099	99	520	020	5257	350	04	Mitchell	R&M Instr Equip/ Services	\$0	\$555	\$0	\$0	\$0	
2350	3241	090	24	5350	099	99	520	020	5270	350	04	Mitchell	Lease Rental/ Services	\$2,774	\$0	\$0	\$0	\$0	
2350	3241	090	24	2440	099	99	520	020	5300	350	04	Mitchell	Professional Technical/ Services	\$0	\$0	\$0	\$0	\$0	
2350	3241	090	24	2440	099	99	520	020	5330	350	04	Mitchell	Transportation	\$0	\$0	\$0	\$0	\$0	
2350	3241	090	24	2440	099	99	520	020	5341	350	04	Mitchell	Postage	\$0	\$0	\$0	\$0	\$0	
2350	3241	090	24	2440	099	99	520	020	5345	350	04	Mitchell	Printing & Binding	\$0	\$0	\$0	\$0	\$0	
2350	3241	090	24	2440	099	99	520	020	5346	350	04	Mitchell	Advertising	\$0	\$0	\$0	\$0	\$0	
2350	3241	090	24	2440	099	99	520	020	5380	350	04	Mitchell	Other Services	\$0	\$0	\$0	\$0	\$0	
2350	3241	090	24	2110	099	99	520	030	5420	350	05	Mitchell	Offices Supplies	\$0	\$0	\$0	\$0	\$0	
2350	3241	090	24	4220	099	99	520	030	5430	350	05	Mitchell	R&M Bldgs / Supplies	\$0	\$0	\$0	\$1,631	\$1,631	
2350	3241	090	24	4110	099	99	520	030	5450	350	05	Mitchell	Custodial / Supplies	\$0	\$0	\$0	\$2,439	\$2,439	
2350	3241	090	24	4210	099	99	520	030	5460	350	05	Mitchell	Groundskeeping/ Supplies	\$0	\$0	\$0	\$0	\$0	
2350	3241	090	24	3400	099	99	520	030	5490	350	05	Mitchell	Food Services/ Supplies	\$0	\$0	\$0	\$0	\$0	
2350	3241	090	24	2430	099	99	520	030	5510	350	05	Mitchell	Educational Supplies	\$0	\$0	\$0	\$0	\$0	
2350	3241	090	24	2415	099	99	520	030	5512	350	05	Mitchell	Teaching Aids/ Clism Ref	\$0	\$0	\$0	\$0	\$0	
2350	3241	090	24	2410	099	99	520	030	5517	350	05	Mitchell	Textbooks & Workbooks	\$0	\$0	\$0	\$0	\$0	
2350	3241	090	24	2420	099	99	520	030	5522	350	05	Mitchell	Instr. Equipment/ Supplies	\$0	\$0	\$0	\$0	\$0	
2350	3241	090	24	2453	099	99	520	030	5523	350	05	Mitchell	A/V Hardware	\$0	\$0	\$0	\$0	\$0	
2350	3241	090	24	2455	099	99	520	030	5524	350	05	Mitchell	Instructional Software	\$0	\$0	\$0	\$0	\$0	
2350	3241	090	24	2451	099	99	520	030	5525	350	05	Mitchell	Instructional Tech. Supplies	\$0	\$0	\$0	\$0	\$0	
2350	3241	090	24	2440	099	99	520	030	5580	350	05	Mitchell	Other Supplies	\$0	\$0	\$0	\$0	\$0	
2350	3241	090	24	2357	099	99	520	030	5710	350	06	Mitchell	In State Travel/ Conferences	\$0	\$0	\$0	\$0	\$0	
2350	3241	090	24	2357	099	99	520	030	5720	350	06	Mitchell	Out of State Travel/ Conferences	\$0	\$0	\$0	\$0	\$0	
2350	3241	090	24	2357	099	99	520	030	5730	350	06	Mitchell	Dues & Memberships	\$0	\$0	\$0	\$0	\$0	
2350	3241	090	24	2440	099	99	520	030	5780	350	06	Mitchell	Other Expenses	\$0	\$0	\$0	\$0	\$0	
2350	3241	090	24	7300	099	99	520	200	5850	350	99	Mitchell	Capital Equip > \$5000 Per Unit	\$0	\$0	\$0	\$0	\$0	
2350	3241	090	24	7500	099	99	520	200	5851	350	99	Mitchell	Motor Vehicles > \$5000 Per Unit	\$0	\$0	\$0	\$0	\$0	
2350	3241	090	24	7350	099	99	520	200	5856	350	99	Mitchell	Capitla Tech. > \$5000 Per Unit	\$0	\$0	\$0	\$0	\$0	
2350	3241	090	24	7300	099	99	520	200	5870	350	99	Mitchell	Repl. Equipment> \$5000 Per Unit	\$0	\$0	\$0	\$0	\$0	
Subtotal Expenditures															\$7,675	\$7,866	\$9,455	\$12,260	\$12,260
Anticipated Ending Fund Bal.															\$0	\$0	\$0	\$0	\$0

* Includes encumbrances.

II. Is any of your ending fund balance designated for a particular purpose? If yes, please explain below.

MGL Ch40 s 3 does not permit ending balance to be retained by this fund.

This page is intentionally blank.

Revolving Fund FY10 Budget Request

Fund Name:	Newman Lease (2350-3251)
Fund Manager:	Director of Financial Operations
Executive Summary:	No change in fee (\$0.31/student hour)

Fund Description:

This revolving fund collects income from the rental of surplus property at the school. The current lessee is Needham Extended Day Program (NEDP), which runs a before/after school program at Broadmeadow, Eliot, Newman and Mitchell Schools for elementary students.

Enabling Legislation:

MGL Ch 40, Section 3 limits the use of these monies to expenses associated with maintenance/upkeep of the rented facilities only, including repair and maintenance, utilities and custodial expense.

Critical Issues:

There are no expected critical issues for this fund in FY10. In FY08, the School Department issued a bid for the rental of space for provision of before and after school structured programs for elementary students. The bid was awarded to Needham Extended Day Program, Inc. (NEDP) for FY09-FY11.

Description of Revenues:

In FY10, rental fees are based on the bid rate of \$0.31/student hour. An estimated 43,840 student hours are anticipated, or \$13,590, based on FY09 projected.

Staffing:

No staff are paid from this fund.

Expenses:

Expenses are the cost of maintenance/upkeep of the rented facilities only, including repair and maintenance, utilities and custodial expense. Any unspent funds, at the end of the fiscal year, will be remitted to the Town's General Fund, per Ch. 40, s3.

Support for District Vision, Mission, Goals and Objectives:

Before/after school programs for elementary students support District Goal 2.0, which ensures that students have the social and emotional competencies that enable them to be self-aware, to have social and relationship skills, to self-manage and to make responsible decisions.

Proposed Budget:

Attached. The FY10 budget continues to expend revenues on expenses associated with maintenance/upkeep of the rented facilities only, including repair and maintenance, utilities and custodial expense.

Revolving Fund Name: Newman Lease Revolving Fund
 Revolving Fund Conta: Anne Gulati

														FY07	FY08	FY09	FY09	FY10	
														Actual	Actual	Budget	Proj	Budget	
Revenues																			
<u>Beginning Fund Balance (Carry-Over Revenue from Prior Year)</u>																			
2350	3251	000	00	0000	000	00	534	000	0000	000	00			Carry-Over Revenue	\$0	\$0	\$0	\$0	\$0
<u>Current Year Revenue Collections</u>																			
2350	3251	000	00	0000	000	00	432	000	0000	000	00			Current Year Revenue Collections	\$14,915	\$13,701	\$15,903	\$13,590	\$13,590
<u>Revenue Collected for Next Fiscal Year</u>																			
2350	3251	000	00	0000	000	00	432	000	0000	000	00			Pre-Collection Next FY Revenue	\$0	\$0	\$0	\$0	\$0
Subtotal Revenues														\$14,915	\$13,701	\$15,903	\$13,590	\$13,590	
Expenditures																			
Fund	Dept	Pgm	Bldg	DOE Fun	Subj Code	Gr Code	Act Code	TM	Object Code	SchA Code	Ext Obj	Building	Object Code Description	FY07 Actual	FY08 Actual	FY09 Budget	FY09 Proj	FY10 Budget	
2350	3251	090	25	4110	099	99	520	010	5110	350	03	Newman	Custodians/ Salary	\$0	\$0	\$0	\$7,025	\$7,025	
2350	3251	090	25	5200	099	99	520	010	5110	350	99	Newman	Fringe	\$0	\$0	\$0	\$0	\$0	
2350	3251	090	25	4220	099	99	520	020	5241	350	04	Newman	R&M Bldgs / Services	\$14,915	\$0	\$7,952	\$3,054	\$3,054	
2350	3251	090	25	4210	099	99	520	020	5241	350	04	Newman	R&M Grounds / Services	\$0	\$13,400	\$7,952	\$0	\$0	
2350	3251	090	25	2451	099	99	520	020	5255	350	04	Newman	R&M Technology/ Services	\$0	\$0	\$0	\$0	\$0	
2350	3251	090	25	2420	099	99	520	020	5257	350	04	Newman	R&M Instr Equip/ Services	\$0	\$0	\$0	\$0	\$0	
2350	3251	090	25	5350	099	99	520	020	5270	350	04	Newman	Lease Rental/ Services	\$0	\$0	\$0	\$0	\$0	
2350	3251	090	25	2440	099	99	520	020	5300	350	04	Newman	Professional Technical/ Services	\$0	\$0	\$0	\$0	\$0	
2350	3251	090	25	2440	099	99	520	020	5330	350	04	Newman	Transportation	\$0	\$0	\$0	\$0	\$0	
2350	3251	090	25	2440	099	99	520	020	5341	350	04	Newman	Postage	\$0	\$0	\$0	\$0	\$0	
2350	3251	090	25	2440	099	99	520	020	5345	350	04	Newman	Printing & Binding	\$0	\$0	\$0	\$0	\$0	
2350	3251	090	25	2440	099	99	520	020	5346	350	04	Newman	Advertising	\$0	\$0	\$0	\$0	\$0	
2350	3251	090	25	2440	099	99	520	020	5380	350	04	Newman	Other Services	\$0	\$0	\$0	\$0	\$0	
2350	3251	090	25	2110	099	99	520	030	5420	350	05	Newman	Offices Supplies	\$0	\$0	\$0	\$0	\$0	
2350	3251	090	25	4220	099	99	520	030	5430	350	05	Newman	R&M Bldgs / Supplies	\$0	\$0	\$0	\$0	\$0	
2350	3251	090	25	4110	099	99	520	030	5450	350	05	Newman	Custodial / Supplies	\$0	\$0	\$0	\$3,511	\$3,511	
2350	3251	090	25	4210	099	99	520	030	5460	350	05	Newman	Groundskeeping/ Supplies	\$0	\$0	\$0	\$0	\$0	
2350	3251	090	25	3400	099	99	520	030	5490	350	05	Newman	Food Services/ Supplies	\$0	\$0	\$0	\$0	\$0	
2350	3251	090	25	2430	099	99	520	030	5510	350	05	Newman	Educational Supplies	\$0	\$0	\$0	\$0	\$0	
2350	3251	090	25	2415	099	99	520	030	5512	350	05	Newman	Teaching Aids/ Clsrm Ref	\$0	\$0	\$0	\$0	\$0	
2350	3251	090	25	2410	099	99	520	030	5517	350	05	Newman	Textbooks & Workbooks	\$0	\$0	\$0	\$0	\$0	
2350	3251	090	25	2420	099	99	520	030	5522	350	05	Newman	Instr. Equipment/ Supplies	\$0	\$0	\$0	\$0	\$0	
2350	3251	090	25	2453	099	99	520	030	5523	350	05	Newman	A/V Hardware	\$0	\$0	\$0	\$0	\$0	
2350	3251	090	25	2455	099	99	520	030	5524	350	05	Newman	Instructional Software	\$0	\$0	\$0	\$0	\$0	
2350	3251	090	25	2451	099	99	520	030	5525	350	05	Newman	Instructional Tech. Supplies	\$0	\$0	\$0	\$0	\$0	
2350	3251	090	25	2440	099	99	520	030	5580	350	05	Newman	Other Supplies	\$0	\$0	\$0	\$0	\$0	
2350	3251	090	25	2357	099	99	520	030	5710	350	06	Newman	In State Travel/ Conferences	\$0	\$0	\$0	\$0	\$0	
2350	3251	090	25	2357	099	99	520	030	5720	350	06	Newman	Out of State Travel/ Conferences	\$0	\$0	\$0	\$0	\$0	
2350	3251	090	25	2357	099	99	520	030	5730	350	06	Newman	Dues & Memberships	\$0	\$0	\$0	\$0	\$0	
2350	3251	090	25	2440	099	99	520	030	5780	350	06	Newman	Other Expenses	\$0	\$301	\$0	\$0	\$0	
2350	3251	090	25	7300	099	99	520	200	5850	350	99	Newman	Capital Equip > \$5000 Per Unit	\$0	\$0	\$0	\$0	\$0	
2350	3251	090	25	7500	099	99	520	200	5851	350	99	Newman	Motor Vehicles > \$5000 Per Unit	\$0	\$0	\$0	\$0	\$0	
2350	3251	090	25	7350	099	99	520	200	5856	350	99	Newman	Capital Tech. > \$5000 Per Unit	\$0	\$0	\$0	\$0	\$0	
2350	3251	090	25	7300	099	99	520	200	5870	350	99	Newman	Repl. Equipment > \$5000 Per Unit	\$0	\$0	\$0	\$0	\$0	
Subtotal Expenditures														\$14,915	\$13,701	\$15,903	\$13,590	\$13,590	
Anticipated Ending Fund Bal.														\$0	\$0	\$0	\$0	\$0	

* Includes encumbrances.

II. Is any of your ending fund balance designated for a particular purpose? If yes, please explain below.

MGL Ch40 s 3 does not permit ending balance to be retained by this fund.

This page is intentionally blank.

Revolving Fund FY10 Budget Request

Fund Name:	Newman Book & Equipment Sales (2350-3252)
Fund Manager:	Newman Principal
Executive Summary:	No Fee Increase Requested: \$3.50/Notebook

Fund Description:

This pass-through account funds the purchase and re-sale of assignment student assignment notebooks for students in Grades 3 through 5.

Enabling Legislation:

MGL Chapter 71, Section 47.

Critical Issues:

No critical issues are anticipated for FY10.

Description of Revenues:

Revenues for this fund are received from students who pay \$3.50 per assignment notebook. In FY10 we expect to sell approximately 300 notebooks at \$3.50 each for a total revenue of \$1,050.

Staffing:

No staff receive compensation from this fund.

Expenses:

FY10 Program expenses represent the anticipated purchase cost of the notebooks, \$1,050.

District's Vision, Mission, Goals and Objectives:

The Newman Book & Equipment Sales fund supports District Goal 1, related to advancing standards based learning.

Proposed Budget:

Attached. The FY10 budget remains consistent with previous fiscal years.

Revolving Fund Name: **Newman Book & Equipment Sales Revolving Fund**
 Revolving Fund Cont: **Barbara Collins**

													FY07	FY08	FY09	FY09	FY10	
													Actual	Actual	Budget	Proj	Budget	
Revenues																		
<u>Beginning Fund Balance (Carry-Over Revenue from Prior Year)</u>																		
2350	3252	000	00	0000	000	00	534	000	0000	000	00		Carry-Over Revenue	\$15	\$15	\$0	\$0	\$37
<u>Current Year Revenue Collections</u>																		
2350	3252	000	00	0000	000	00	432	000	0000	000	00		Current Year Revenue Collections	\$0	\$992	\$1,281	\$946	\$1,050
<u>Revenue Collected for Next Fiscal Year</u>																		
2350	3252	000	00	0000	000	00	432	000	0000	000	00		Pre-Collection Next FY Revenue	\$0	\$0	\$0	\$0	\$0
Subtotal Revenues													\$15	\$1,007	\$1,281	\$946	\$1,087	
Expenditures																		
Fund	Dept	Pgm	Bldg	DOE Fun	Subj Code	Gr Code	Act Code	TM	Object Code	SchA Code	Ext Obj	Building	Object Code Description	FY07 Actual	FY08 Actual	FY09 Budget	FY09 Proj	FY10 Budget
2350	3252	090	25	1230	090	99	520	010	5110	350	01	Newman	Central Admin/ Salary	\$0	\$0	\$0	\$0	\$0
2350	3252	090	25	2110	090	99	520	010	5110	350	01	Newman	Curriculum Dir/ Salary	\$0	\$0	\$0	\$0	\$0
2350	3252	090	25	2120	090	99	520	010	5110	350	01	Newman	Dept Head (Non Supv)/ Salary	\$0	\$0	\$0	\$0	\$0
2350	3252	090	25	2220	090	99	520	010	5110	350	01	Newman	Curr Ldr/Academic Dept Head/ Sal	\$0	\$0	\$0	\$0	\$0
2350	3252	090	25	2305	090	99	520	010	5110	350	01	Newman	Certified Classroom Teacher/ Sala	\$0	\$0	\$0	\$0	\$0
2350	3252	090	25	2310	090	99	520	010	5110	350	01	Newman	Certified Teacher Specialist/ Salan	\$0	\$0	\$0	\$0	\$0
2350	3252	090	25	2315	090	99	520	010	5110	350	01	Newman	Instr. Coord-Team Leader/ Salary	\$0	\$0	\$0	\$0	\$0
2350	3252	090	25	2320	090	99	520	010	5110	350	01	Newman	Medical/Therapeutic/ Salary	\$0	\$0	\$0	\$0	\$0
2350	3252	090	25	2440	090	99	520	010	5110	350	01	Newman	Other Instructional	\$0	\$0	\$0	\$0	\$0
2350	3252	090	25	2325	090	99	520	010	5110	350	03	Newman	Classroom Subs/ Salary	\$0	\$0	\$0	\$0	\$0
2350	3252	090	25	2330	090	99	520	010	5110	350	03	Newman	Instr. Asst - Paraprofessional/ Sala	\$0	\$0	\$0	\$0	\$0
2350	3252	090	25	2353	090	99	520	010	5110	350	01	Newman	Prof Dev Summer/Afr School/ Sal.	\$0	\$0	\$0	\$0	\$0
2350	3252	090	25	2355	090	99	520	010	5110	350	03	Newman	Prof Dev Subs	\$0	\$0	\$0	\$0	\$0
2350	3252	090	25	2357	090	99	520	010	5110	350	01	Newman	Prof Dev School Year/ Salary	\$0	\$0	\$0	\$0	\$0
2350	3252	090	25	2110	090	99	520	010	5110	350	02	Newman	Secy to Curr Dir/ Salary	\$0	\$0	\$0	\$0	\$0
2350	3252	090	25	2120	090	99	520	010	5110	350	02	Newman	Secy to Dep Head (Non Supv)/ Sala	\$0	\$0	\$0	\$0	\$0
2350	3252	090	25	2210	090	99	520	010	5110	350	02	Newman	Other Building Secy/ Salary	\$0	\$0	\$0	\$0	\$0
2350	3252	090	25	2220	090	99	520	010	5110	350	02	Newman	Secy to Acad Dept Head/ Salary	\$0	\$0	\$0	\$0	\$0
2350	3252	090	25	1420	090	99	520	010	5110	350	02	Newman	Human Resources & Benefits/ Sal.	\$0	\$0	\$0	\$0	\$0
2350	3252	090	25	4110	090	99	520	010	5110	350	03	Newman	Custodians/ Salary	\$0	\$0	\$0	\$0	\$0
2350	3252	090	25	5200	090	99	520	010	5110	350	99	Newman	Fringe	\$0	\$0	\$0	\$0	\$0
2350	3252	090	25	4220	090	99	520	020	5241	350	04	Newman	R&M Bldgs / Services	\$0	\$0	\$0	\$0	\$0
2350	3252	090	25	4210	090	99	520	020	5241	350	04	Newman	R&M Grounds / Services	\$0	\$0	\$0	\$0	\$0
2350	3252	090	25	2451	090	99	520	020	5255	350	04	Newman	R&M Technology/ Services	\$0	\$0	\$0	\$0	\$0
2350	3252	090	25	2420	090	99	520	020	5257	350	04	Newman	R&M Instr Equip/ Services	\$0	\$0	\$0	\$0	\$0
2350	3252	090	25	5350	090	99	520	020	5270	350	04	Newman	Lease Rental/ Services	\$0	\$0	\$0	\$0	\$0
2350	3252	090	25	2440	090	99	520	020	5300	350	04	Newman	Professional Technical/ Services	\$0	\$0	\$0	\$0	\$0
2350	3252	090	25	2440	090	99	520	020	5330	350	04	Newman	Transportation	\$0	\$0	\$0	\$0	\$0
2350	3252	090	25	2440	090	99	520	020	5341	350	04	Newman	Postage	\$0	\$0	\$0	\$0	\$0
2350	3252	090	25	2440	090	99	520	020	5345	350	04	Newman	Printing & Binding	\$0	\$0	\$0	\$0	\$0
2350	3252	090	25	2440	090	99	520	020	5346	350	04	Newman	Advertising	\$0	\$0	\$0	\$0	\$0
2350	3252	090	25	2440	090	99	520	020	5380	350	04	Newman	Other Services	\$0	\$0	\$0	\$0	\$0
2350	3252	090	25	2110	090	99	520	030	5420	350	05	Newman	Offices Supplies	\$0	\$0	\$0	\$0	\$0
2350	3252	090	25	4220	090	99	520	030	5430	350	05	Newman	R&M Bldgs / Supplies	\$0	\$0	\$0	\$0	\$0
2350	3252	090	25	4110	090	99	520	030	5450	350	05	Newman	Custodial / Supplies	\$0	\$0	\$0	\$0	\$0
2350	3252	090	25	4210	090	99	520	030	5460	350	05	Newman	Groundskeeping/ Supplies	\$0	\$0	\$0	\$0	\$0
2350	3252	090	25	3400	090	99	520	030	5490	350	05	Newman	Food Services/ Supplies	\$0	\$0	\$0	\$0	\$0
2350	3252	090	25	2430	090	99	520	030	5510	350	05	Newman	Educational Supplies	\$0	\$1,007	\$1,281	\$909	\$1,050
2350	3252	090	25	2415	090	99	520	030	5512	350	05	Newman	Teaching Aids/ Clsm Ref	\$0	\$0	\$0	\$0	\$0
2350	3252	090	25	2410	090	99	520	030	5517	350	05	Newman	Textbooks & Workbooks	\$0	\$0	\$0	\$0	\$0
2350	3252	090	25	2420	090	99	520	030	5522	350	05	Newman	Instr. Equipment/ Supplies	\$0	\$0	\$0	\$0	\$0
2350	3252	090	25	2453	090	99	520	030	5523	350	05	Newman	A/V Hardware	\$0	\$0	\$0	\$0	\$0
2350	3252	090	25	2455	090	99	520	030	5524	350	05	Newman	Instructional Software	\$0	\$0	\$0	\$0	\$0
2350	3252	090	25	2451	090	99	520	030	5525	350	05	Newman	Instructional Tech. Supplies	\$0	\$0	\$0	\$0	\$0
2350	3252	090	25	2440	090	99	520	030	5580	350	05	Newman	Other Supplies	\$0	\$0	\$0	\$0	\$0
2350	3252	090	25	2357	090	99	520	030	5710	350	06	Newman	In State Travel/ Conferences	\$0	\$0	\$0	\$0	\$0
2350	3252	090	25	2357	090	99	520	030	5720	350	06	Newman	Out of State Travel/ Conferences	\$0	\$0	\$0	\$0	\$0
2350	3252	090	25	2357	090	99	520	030	5730	350	06	Newman	Dues & Memberships	\$0	\$0	\$0	\$0	\$0
2350	3252	090	25	2440	090	99	520	030	5780	350	06	Newman	Other Expenses	\$0	\$0	\$0	\$0	\$0
2350	3252	090	25	7300	090	99	520	200	5850	350	99	Newman	Capital Equip > \$5000 Per Unit	\$0	\$0	\$0	\$0	\$0
2350	3252	090	25	7500	090	99	520	200	5851	350	99	Newman	Motor Vehicles > \$5000 Per Unit	\$0	\$0	\$0	\$0	\$0
2350	3252	090	25	7350	090	99	520	200	5856	350	99	Newman	Capitol Tech. > \$5000 Per Unit	\$0	\$0	\$0	\$0	\$0
2350	3252	090	25	7300	090	99	520	200	5870	350	99	Newman	Repl. Equipment > \$5000 Per Unit	\$0	\$0	\$0	\$0	\$0
Subtotal Expenditures													\$0	\$1,007	\$1,281	\$909	\$1,050	
Anticipated Ending Fund Bal.													\$15	\$0	\$0	\$37	\$37	

* Includes encumbrances.

II. Is any of your ending fund balance designated for a particular purpose? If yes, please explain below.

Revolving Fund FY10 Budget Request

Fund Name:	Camp Thompson Island Revolving Fund
Fund Manager:	High Rock Principal
Executive Summary:	Fee Remains Same at \$240; New Camp Destination

Fund Description:

The Camp Thompson Island (formerly Camp Sargent) account funds a two-night (overnight), outdoor team and leadership-building activity in the fall for all sixth graders at the Thompson Island Outward Bound Education Center. Thompson Island is located in Boston Harbor. Donations fund scholarships for needy students.

Enabling Legislation:

MGL Ch 71, s47.

Critical Issues:

Thompson Island was selected as the School Department's new camp based experiential and environmental learning program in the Spring of 2009, following a competitive bid process. The bid process evaluated the camp based on the content of the educational plan, instructor experience, location and quality of facilities. Camp fees are higher than those of Camp Sargent, but are partially offset by a reduction in transportation expense (reflecting the camp's proximity to Boston.) To cover camp expenses, the fee is proposed to remain the same at \$240/student. These prices are net of promised donations of \$8,000 from the PTC and other groups, toward camp expenses. Based on bid prices, camp fees are projected to rise by approximately 5% per year.

Description of Revenues:

In FY10, 425 students are expected to attend Thompson Island: 425 students paying a fee of \$240 for a total of \$102,000. Additionally, \$8,000 in donations have been committed to date, which will offset camp expenses. Available fund balance of \$4,4,68 will cover scholarships and unanticipated program expenses.

	FY04	FY05	FY06	FY07	FY08	FY09	FY10
# Students	375	360	345	361	357	418	425
Fee	\$206	\$209	\$216	\$220	\$220	\$240	\$240

Staffing:

No staff are paid from this fund, although teachers receive a small stipend for chaperoning students of \$60/day (\$3,120.)

Expenses:

Expenses include the tuition to Camp Thompson Island (\$96,900, of which \$88,900 will be funded from fees and \$8,000 from donations); transportation (\$4,381); teacher stipends (\$3,120); contractual nurse expense (\$5,000); teacher mileage reimbursement (\$500); and (\$200) for supplies.

District's Vision, Mission, Goals and Objectives:

The Camp Thompson Island trip promotes social and emotional skills of all students.

Proposed Budget:

The FY10 proposed budget is attached.

Revolving Fund Name: Camp Thompson Islan Revolving Fund
 Revolving Fund Contact: Glenn Brand

													FY07	FY08	FY09	FY09	FY10	
													Actual	Actual	Budget	Proj	Budget	
Revenues																		
<u>Beginning Fund Balance (Carry-Over Revenue from Prior Year)</u>																		
2350	3310	000	00	0000	000	00	534	000	0000	000	00		Carry-Over Revenue	\$1,764	\$224	\$746	\$2	\$4,568
<u>Current Year Revenue Collections</u>																		
2350	3310	000	00	0000	000	00	432	000	0000	000	00		Current Year Revenue Collections	\$74,470	\$73,925	\$90,390	\$93,374	\$102,000
<u>Revenue Collected for Next Fiscal Year</u>																		
2350	3310	000	00	0000	000	00	432	000	0000	000	00		Pre-Collection Next FY Revenue	\$0	\$0	\$0	\$0	\$0
Subtotal Revenues													\$76,234	\$74,149	\$91,136	\$93,376	\$106,568	
Expenditures																		
Fund	Dept	Pgm	Bldg	DOE Fun	Subj Code	Gr Code	Act Code	TM	Object Code	SchA Code	Ext Obj	Building	Object Code Description	FY07 Actual	FY08 Actual	FY09 Budget	FY09 Proj	FY10 Budget
2350	3310	080	26	2305	099	99	520	010	5110	350	01	High Rock	Certified Classroom Teacher/ Sala	\$0	\$0	\$0	\$0	\$3,120
2350	3310	080	26	2440	099	99	520	020	5320	350	04	High Rock	Professional Technical/ Services	\$0	\$0	\$0	\$0	\$88,900
2350	3310	080	26	2440	099	99	520	020	5330	350	04	High Rock	Transportation	\$0	\$0	\$0	\$0	\$4,381
2350	3310	080	26	2440	099	99	520	020	5380	350	04	High Rock	Other Services	\$0	\$0	\$0	\$0	\$5,000
2350	3310	080	26	2357	099	99	520	030	5710	350	06	High Rock	In State Travel/ Conferences	\$0	\$0	\$0	\$0	\$500
2350	3310	080	26	2440	099	99	520	030	5780	350	06	High Rock	Other Expenses	\$0	\$0	\$0	\$0	\$200
2350	3310	080	30	2305	099	99	520	010	5110	350	01	Pollard	Certified Classroom Teacher/ Sala	\$3,000	\$3,120	\$3,240	\$2,820	\$0
2350	3310	080	30	2440	099	99	520	020	5330	350	04	Pollard	Transportation	\$7,415	\$7,779	\$8,280	\$9,518	\$0
2350	3310	080	30	2440	099	99	520	020	5380	350	04	Pollard	Other Services	\$64,931	\$62,305	\$77,018	\$75,595	\$0
2350	3310	080	30	2357	099	99	520	030	5720	350	06	Pollard	Out of State Travel/ Conferences	\$664	\$844	\$900	\$731	\$0
2350	3310	080	30	2440	099	99	520	030	5780	350	06	Pollard	Other Expenses	\$0	\$99	\$230	\$58	\$0
Subtotal Expenditures													\$76,010	\$74,147	\$89,668	\$88,808	\$102,101	
Anticipated Ending Fund Bal.													\$224	\$2	\$1,468	\$4,568	\$4,468	

* Includes encumbrances.

II. Is any of your ending fund balance designated for a particular purpose? If yes, please explain below.

Remaining fund balance will be held to fund unanticipated program costs and to provide scholarships for needy youngsters.

This page is intentionally blank.

Revolving Fund FY10 Budget Request

Fund Name:	High Rock Book & Equipment Sales (2350-3261)
Fund Manager:	High Rock Principal
Executive Summary:	Calculator Price Increase from \$11 to \$18; No Other Sales Anticipated

Fund Description:

This pass-through account funds the purchase and re-sale of items to students, including an atlas, calculators, and Write Source materials.

Enabling Legislation:

MGL Chapter 71, Section 47.

Critical Issues:

Due to current year purchases of classroom sets of atlases and write source materials, the High Rock School does not anticipate needing to sell these items to students in FY10. Calculator sales still are anticipated, however, the expected quantity will be minimal, given the recent purchase by the PTC of calculators for the school.

Support for District Vision, Mission, Goals, Objectives:

The High Rock Book & Equipment Sales fund supports District Goal 3 -promoting active citizenship.

Description of Revenues:

A total of 100 calculators sales are budgeted, at a price of \$18/calculator, or \$1,800. The price of calculators increases from \$11 in the current year to \$18, to more accurately reflect actual equipment cost.

A small amount of budgeted carry-over (\$402), representing one third of the ending fund balance of the Pollard Book and Equipment Sales account, is transferred to this fund to continue to fund Grade 6 activities.

Staffing:

No staff are paid through this revolving fund.

Expenses:

FY10 Program expenses represent the anticipated purchase cost of 100 replacement calculators at \$18/each, or \$1,800. No other purchases are anticipated.

FY10 Proposed Budget:

Attached.

Revolving Fund Name: High Rock Book & Equipment Sales Revolving Fund
 Revolving Fund Cont: Jessica Downey

													FY07	FY08	FY09	FY09	FY10	
													Actual	Actual	Budget	Proj	Budget	
Revenues																		
<u>Beginning Fund Balance (Carry-Over Revenue from Prior Year)</u>																		
2350	3314	000	00	0000	000	00	534	000	0000	000	00		Carry-Over Revenue	\$0	\$0	\$0	\$0	\$1,503
<u>Current Year Revenue Collections</u>																		
2350	3314	000	00	0000	000	00	432	000	0000	000	00		Current Year Revenue Collections	\$0	\$0	\$0	\$0	\$1,800
<u>Revenue Collected for Next Fiscal Year</u>																		
2350	3314	000	00	0000	000	00	432	000	0000	000	00		Pre-Collection Next FY Revenue	\$0	\$0	\$0	\$0	\$0
Subtotal Revenues													\$0	\$0	\$0	\$0	\$3,303	
Expenditures																		
Fund	Dept	Pgm	Bldg	DOE Fun	Subj Code	Gr Code	Objec Code	Act Code	TM	SchA Code	Ext Obj	Building	Object Code Description	FY07 Actual	FY08 Actual	FY09 Budget	FY09 Proj	FY10 Budget
2350	3314	090	30	2430	090	99	520	030	5510	350	05	Pollard	Educational Supplies	\$0	\$0	\$0	\$0	\$0
2350	3314	090	30	2415	090	99	520	030	5512	350	05	Pollard	Teaching Aids/ Clsm Ref	\$0	\$0	\$0	\$0	\$0
2350	3314	090	30	2410	090	99	520	030	5517	350	05	Pollard	Textbooks & Workbooks	\$0	\$0	\$0	\$0	\$0
2350	3314	090	30	2420	090	99	520	030	5522	350	05	Pollard	Instr. Equipment/ Supplies	\$0	\$0	\$0	\$0	\$0
Subtotal Expenditures													\$0	\$0	\$0	\$0	\$1,800	
Anticipated Ending Fund Bal.													\$0	\$0	\$0	\$0	\$1,503	

* Includes encumbrances.

II. Is any of your ending fund balance designated for a particular purpose? If yes, please explain below.

Revolving Fund FY10 Budget Request

Fund Name:	High Rock Lost Books (2350-3262)
Fund Manager:	High Rock Principal
Executive Summary:	New Program; Fee @ \$67/Textbook

Fund Description:

This new pass-through account funds the replacement of lost or damaged textbooks at High Rock School.

Enabling Legislation:

MGL Chapter 44, Section 53.

Critical Issues:

The average cost of replacement textbooks has increased from \$51 to \$67/book, based on current year experience at Pollard Middle School. The FY10 budget reflects the anticipated purchase of 6 textbooks at \$67/book. Replacement of Grade 6 textbooks was formerly done through the Pollard Lost Book fund.

Support for District Vision, Mission, Goals, Objectives:

The Pollard Lost Book account supports District Goal 1, related to advancing standards based learning.

Description of Revenues:

	FY04	FY05	FY06	FY07	FY08	FY09	FY10
Enrollment	N/A	N/A	N/A	N/A	N/A	N/A	6
Fee	N/A	N/A	N/A	N/A	N/A	N/A	\$67

The FY10 budget includes \$402 in revenue, representing the purchase of six textbooks at \$67/each.

Staffing:

No staff are paid through this revolving fund.

Expenses:

Expenses for FY10 are the textbooks replacements, at an estimated cost of \$67/each (6 x \$67 = \$402).

FY10 Proposed Budget:

Attached.

Revolving Fund Name: High Rock Lost Books Revolving Fund
 Revolving Fund Contact: Jessica Downey

													FY07	FY08	FY09	FY09	FY10	
													Actual	Actual	Budget	Proj	Budget	
Revenues																		
<u>Beginning Fund Balance (Carry-Over Revenue from Prior Year)</u>																		
2350	3262	000	00	0000	000	00	534	000	0000	000	00		Carry-Over Revenue	\$0	\$0	\$0	\$0	\$0
<u>Current Year Revenue Collections</u>																		
2350	3262	000	00	0000	000	00	432	000	0000	000	00		Current Year Revenue Collections	\$0	\$0	\$0	\$0	\$402
<u>Revenue Collected for Next Fiscal Year</u>																		
2350	3262	000	00	0000	000	00	432	000	0000	000	00		Pre-Collection Next FY Revenue	\$0	\$0	\$0	\$0	\$0
Subtotal Revenues													\$0	\$0	\$0	\$0	\$402	
Expenditures																		
Fund	Dept	Pgm	Bldg	DOE Fun	Subj Code	Gr Code	Act Code	IM	Object Code	SchA Code	Ext Obj	Building	Object Code Description	FY07 Actual	FY08 Actual	FY09 Budget	FY09 Proj	FY10 Budget
2350	3262	090	26	2410	090	99	520	030	5517	350	05	High Rock	Textbooks & Workbooks	\$0	\$0	\$0	\$0	\$402
2350	3262	090	30	2410	099	99	520	030	5517	350	05	Pollard	Textbooks & Workbooks	\$0	\$0	\$0	\$0	\$0
Subtotal Expenditures													\$0	\$0	\$0	\$0	\$402	
Anticipated Ending Fund Bal.													\$0	\$0	\$0	\$0	\$0	

* Includes encumbrances.

II. Is any of your ending fund balance designated for a particular purpose? If yes, please explain below.

Revolving Fund FY10 Budget Request

Fund Name:	Pollard Japan Exchange (2350-3311)
Fund Manager:	Pollard Principal
Executive Summary:	No Travel in FY10

Fund Description:

This account funds the Pollard-Fujinomiya Exchange Program for Pollard 8th Grade students. Every two years, Japanese students and teachers arrive for a one-week stay in Needham in the fall. Pollard parents, teachers, and administrators host these visitors in their homes. In April of that same school year, a group of 20 Pollard 8th graders, accompanied by four teachers and administrators, travel to Japan. All of the students in the program will attend a cultural class, held at Pollard, prior to travel. The group travels the country for approximately four days and spends six days in Fujinomiya with host families. Donations from community groups supplement program funds, and provide scholarships to students in need.

Enabling Legislation:

MGL Chapter 71, Section 47.

Critical Issues:

No travel is anticipated during FY10: Japanese students will travel to Needham in October, 2010 and Needham students will travel to Japan in April, 2011. This program will be shifted to a student activity account, to facilitate the overseas travel experience.

Support for District Vision, Mission, Goals, Objectives:

The Pollard Japan Exchange fund supports District Goal 3, related to promoting active citizenship.

Description of Revenues:

No revenues are anticipated in FY10. FY09 projected revenues are less than budgeted, because families paid the travel agent directly for travel to Japan during the current year. The current year cost to students was \$4,200 and was paid by 20 students.

Staffing:

There are no permanent staff members paid from this fund. A small stipend is paid to the teacher of a cultural class for students.

Expenses:

No expenses are anticipated in FY10. FY09 projected expenses are less than budgeted, because families paid the travel agent directly for travel to Japan during the current year.

FY10 Proposed Budget:

Attached.

Revolving Fund Name: Pollard Japan Exchange Revolving Fund
 Revolving Fund Contact: Glenn Brand

													FY07	FY08	FY09	FY09	FY10	
													Actual	Actual	Budget	Proj	Budget	
Revenues																		
<u>Beginning Fund Balance (Carry-Over Revenue from Prior Year)</u>																		
2350	3311	000	00	0000	000	00	534	000	0000	000	00		Carry-Over Revenue	\$4,179	\$1,878	\$1,878	\$2,505	\$786
<u>Current Year Revenue Collections</u>																		
2350	3311	000	00	0000	000	00	432	000	0000	000	00		Current Year Revenue Collections	\$8,617	\$627	\$81,800	\$1,490	\$0
<u>Revenue Collected for Next Fiscal Year</u>																		
2350	3311	000	00	0000	000	00	432	000	0000	000	00		Pre-Collection Next FY Revenue	\$0	\$0	\$0	\$0	\$0
Subtotal Revenues													\$12,796	\$2,505	\$83,678	\$3,995	\$786	
Expenditures																		
Fund	Dept	Pgm	Bldg	DOE Fun	Subj Code	Gr Code	Act Code	TM	Object Code	SchA Code	Ext Obj	Building	Object Code Description	FY07 Actual	FY08 Actual	FY09 Budget	FY09 Proj	FY10 Budget
2350	3311	080	30	1230	099	99	520	010	5110	350	01	Pollard	Central Admin/ Salary	\$0	\$0	\$0	\$0	\$0
2350	3311	080	30	2110	099	99	520	010	5110	350	01	Pollard	Curriculum Dir/ Salary	\$0	\$0	\$0	\$0	\$0
2350	3311	080	30	2120	099	99	520	010	5110	350	01	Pollard	Dept Head (Non Supv)/ Salary	\$0	\$0	\$0	\$0	\$0
2350	3311	080	30	2220	099	99	520	010	5110	350	01	Pollard	Curr Ldr/Academic Dept Head/ Sala	\$0	\$0	\$0	\$0	\$0
2350	3311	080	30	2305	099	99	520	010	5110	350	01	Pollard	Certified Classroom Teacher/ Sala	\$600	\$0	\$800	\$500	\$0
2350	3311	080	30	2310	099	99	520	010	5110	350	01	Pollard	Certified Teacher Specialist/ Salar	\$0	\$0	\$0	\$0	\$0
2350	3311	080	30	2315	099	99	520	010	5110	350	01	Pollard	Instr. Coord-Team Leader/ Salary	\$0	\$0	\$0	\$0	\$0
2350	3311	080	30	2320	099	99	520	010	5110	350	01	Pollard	Medical/Therapeutic/ Salary	\$0	\$0	\$0	\$0	\$0
2350	3311	080	30	2440	099	99	520	010	5110	350	01	Pollard	Other Instructional	\$0	\$0	\$0	\$0	\$0
2350	3311	080	30	2325	099	99	520	010	5110	350	03	Pollard	Classroom Subs/ Salary	\$0	\$0	\$0	\$0	\$0
2350	3311	080	30	2330	099	99	520	010	5110	350	03	Pollard	Instr. Asst - Paraprofessional/ Sala	\$0	\$0	\$0	\$0	\$0
2350	3311	080	30	2353	099	99	520	010	5110	350	01	Pollard	Prof Dev Summer/Aftr School/ Sal.	\$0	\$0	\$0	\$0	\$0
2350	3311	080	30	2355	099	99	520	010	5110	350	03	Pollard	Prof Dev Subs	\$0	\$0	\$0	\$0	\$0
2350	3311	080	30	2357	099	99	520	010	5110	350	01	Pollard	Prof Dev School Year/ Salary	\$0	\$0	\$0	\$0	\$0
2350	3311	080	30	2110	099	99	520	010	5110	350	02	Pollard	Secy to Curr Dir/ Salary	\$0	\$0	\$0	\$0	\$0
2350	3311	080	30	2120	099	99	520	010	5110	350	02	Pollard	Secy to Dep Head (Non Sup)/ Sala	\$0	\$0	\$0	\$0	\$0
2350	3311	080	30	2210	099	99	520	010	5110	350	02	Pollard	Other Building Secy/ Salary	\$0	\$0	\$0	\$0	\$0
2350	3311	080	30	2220	099	99	520	010	5110	350	02	Pollard	Secy to Acad Dept Head/ Salary	\$0	\$0	\$0	\$0	\$0
2350	3311	080	30	1420	099	99	520	010	5110	350	02	Pollard	Human Resources & Benefits/ Sal.	\$0	\$0	\$0	\$0	\$0
2350	3311	080	30	4110	099	99	520	010	5110	350	03	Pollard	Custodians/ Salary	\$0	\$0	\$0	\$0	\$0
2350	3311	080	30	5200	099	99	520	010	5110	350	99	Pollard	Fringe	\$0	\$0	\$0	\$0	\$0
2350	3311	080	30	4220	099	99	520	020	5241	350	04	Pollard	R&M Bldgs / Services	\$0	\$0	\$0	\$0	\$0
2350	3311	080	30	4210	099	99	520	020	5241	350	04	Pollard	R&M Grounds / Services	\$0	\$0	\$0	\$0	\$0
2350	3311	080	30	2451	099	99	520	020	5255	350	04	Pollard	R&M Technology/ Services	\$0	\$0	\$0	\$0	\$0
2350	3311	080	30	2420	099	99	520	020	5257	350	04	Pollard	R&M Instr Equip/ Services	\$0	\$0	\$0	\$0	\$0
2350	3311	080	30	5350	099	99	520	020	5270	350	04	Pollard	Lease Rental/ Services	\$0	\$0	\$0	\$0	\$0
2350	3311	080	30	2440	099	99	520	020	5300	350	04	Pollard	Professional Technical/ Services	\$0	\$0	\$0	\$0	\$0
2350	3311	080	30	2440	099	99	520	020	5330	350	04	Pollard	Transportation	\$4,800	\$0	\$78,000	\$908	\$0
2350	3311	080	30	2440	099	99	520	020	5341	350	04	Pollard	Postage	\$0	\$0	\$0	\$0	\$0
2350	3311	080	30	2440	099	99	520	020	5345	350	04	Pollard	Printing & Binding	\$0	\$0	\$0	\$0	\$0
2350	3311	080	30	2440	099	99	520	020	5346	350	04	Pollard	Advertising	\$0	\$0	\$0	\$0	\$0
2350	3311	080	30	2440	099	99	520	020	5380	350	04	Pollard	Other Services	\$532	\$0	\$550	\$0	\$0
2350	3311	080	30	2110	099	99	520	030	5420	350	05	Pollard	Offices Supplies	\$0	\$0	\$0	\$0	\$0
2350	3311	080	30	4220	099	99	520	030	5430	350	05	Pollard	R&M Bldgs / Supplies	\$0	\$0	\$0	\$0	\$0
2350	3311	080	30	4110	099	99	520	030	5450	350	05	Pollard	Custodial / Supplies	\$0	\$0	\$0	\$0	\$0
2350	3311	080	30	4210	099	99	520	030	5460	350	05	Pollard	Groundskeeping/ Supplies	\$0	\$0	\$0	\$0	\$0
2350	3311	080	30	3400	099	99	520	030	5490	350	05	Pollard	Food Services/ Supplies	\$0	\$0	\$0	\$0	\$0
2350	3311	080	30	2430	099	99	520	030	5510	350	05	Pollard	Educational Supplies	\$0	\$0	\$0	\$0	\$0
2350	3311	080	30	2415	099	99	520	030	5512	350	05	Pollard	Teaching Aids/ Clsm Ref	\$0	\$0	\$0	\$0	\$0
2350	3311	080	30	2410	099	99	520	030	5517	350	05	Pollard	Textbooks & Workbooks	\$0	\$0	\$0	\$0	\$0
2350	3311	080	30	2420	099	99	520	030	5522	350	05	Pollard	Instr. Equipment/ Supplies	\$0	\$0	\$0	\$0	\$0
2350	3311	080	30	2453	099	99	520	030	5523	350	05	Pollard	A/V Hardware	\$0	\$0	\$0	\$0	\$0
2350	3311	080	30	2455	099	99	520	030	5524	350	05	Pollard	Instructional Software	\$0	\$0	\$0	\$0	\$0
2350	3311	080	30	2451	099	99	520	030	5525	350	05	Pollard	Instructional Tech. Supplies	\$0	\$0	\$0	\$0	\$0
2350	3311	080	30	2440	099	99	520	030	5580	350	05	Pollard	Other Supplies	\$4,771	\$0	\$0	\$101	\$0
2350	3311	080	30	2357	099	99	520	030	5710	350	06	Pollard	In State Travel/ Conferences	\$0	\$0	\$0	\$0	\$0
2350	3311	080	30	2357	099	99	520	030	5720	350	06	Pollard	Out of State Travel/ Conferences	\$0	\$0	\$0	\$0	\$0
2350	3311	080	30	2357	099	99	520	030	5730	350	06	Pollard	Dues & Memberships	\$0	\$0	\$0	\$0	\$0
2350	3311	080	30	2440	099	99	520	030	5780	350	06	Pollard	Other Expenses	\$215	\$0	\$250	\$1,700	\$0
2350	3311	080	30	7300	099	99	520	200	5850	350	99	Pollard	Capital Equip > \$5000 Per Unit	\$0	\$0	\$0	\$0	\$0
2350	3311	080	30	7500	099	99	520	200	5851	350	99	Pollard	Motor Vehicles > \$5000 Per Unit	\$0	\$0	\$0	\$0	\$0
2350	3311	080	30	7350	099	99	520	200	5856	350	99	Pollard	Capital Tech. > \$5000 Per Unit	\$0	\$0	\$0	\$0	\$0
2350	3311	080	30	7300	099	99	520	200	5870	350	99	Pollard	Repl. Equipment> \$5000 Per Unit	\$0	\$0	\$0	\$0	\$0
Subtotal Expenditures													\$10,918	\$0	\$79,600	\$3,209	\$0	
Anticipated Ending Fund Bal.													\$1,878	\$2,505	\$4,078	\$786	\$786	

* Includes encumbrances.

II. Is any of your ending fund balance designated for a particular purpose? If yes, please explain below.

Revolving Fund FY10 Budget Request

Fund Name:	Pollard Book & Equipment Sales (2350-3312)
Fund Manager:	Pollard Principal
Executive Summary:	Calculator Price Increase from \$11 to \$18; Agenda Price Same at \$3.50. No Other Sales Anticipated

Fund Description:

This pass-through account funds the purchase and re-sale of items to students, such as calculators, assignment notebooks (agendas), atlases and Write Source materials.

Enabling Legislation:

MGL Chapter 71, Section 47.

Critical Issues:

Due to current year purchases of classroom sets of atlases and write source materials, the Pollard School does not anticipate needing to sell these items to students in FY10. Agenda and calculator sales still are anticipated, however. Calculator sales are expected to be minimal, given the recent purchase by the PTC of calculators for the school, and the fact that many seventh and eighth graders already purchased calculators during sixth grade.

Support for District Vision, Mission, Goals, Objectives:

The Pollard Book & Equipment Sales fund supports District Goal 1, related to advancing standards based learning.

Description of Revenues:

Fifty replacement calculators are budgeted, at a price of \$18/calculator, or \$900. The price of calculators increases from \$11 in the current year to \$18, to more accurately reflect actual equipment cost. Additionally, the sale of 1,125 agendas is anticipated, at a cost of \$3.50 per agenda.

Staffing:

No staff are paid through this revolving fund.

Expenses:

FY10 Program expenses represent the anticipated purchase price of the calculators (\$900) and agendas (3,938.) No other purchases are anticipated.

FY10 Proposed Budget:

Attached.

Revolving Fund Name Pollard Book & Equipment Sales Revolving Fund
 Revolving Fund Conta Glenn Brand

														FY07	FY08	FY09	FY09	FY10
														Actual	Actual	Budget	Proj	Budget
Revenues																		
<u>Beginning Fund Balance (Carry-Over Revenue from Prior Year)</u>																		
2350	3312	000	00	0000	000	00	534	000	0000	000	00		Carry-Over Revenue	\$3,662	\$4,866	\$880	\$30	\$2,919
<u>Current Year Revenue Collections</u>																		
2350	3312	000	00	0000	000	00	432	000	0000	000	00		Current Year Revenue Collections	\$11,542	\$5,508	\$18,392	\$9,961	\$4,838
<u>Revenue Collected for Next Fiscal Year</u>																		
2350	3312	000	00	0000	000	00	432	000	0000	000	00		Pre-Collection Next FY Revenue	\$0	\$0	\$0	\$0	\$0
Subtotal Revenues														\$15,204	\$10,374	\$19,272	\$9,991	\$7,756
Expenditures																		
Fund	Dept	Pgm	Bldg	DOE Fun	Subj Code	Gr Code	Act Code	IM	Object Code	SchA Code	Ext Obj	Building	Object Code Description	FY07 Actual	FY08 Actual	FY09 Budget	FY09 Proj	FY10 Budget
2350	3312	090	30	2430	099	99	520	030	5510	350	05	Pollard	Educational Supplies	\$3,000	\$0	\$10,868	\$0	\$4,838
2350	3312	090	30	2415	099	99	520	030	5512	350	05	Pollard	Teaching Aids/ Clism Ref	\$0	\$0	\$0	\$0	\$0
2350	3312	090	30	2410	099	99	520	030	5517	350	05	Pollard	Textbooks & Workbooks	\$3,565	\$5,724	\$7,524	\$5,569	\$0
2350	3312	090	30	2420	099	99	520	030	5522	350	05	Pollard	Instr. Equipment/ Supplies	\$3,773	\$4,620	\$0	\$0	\$0
Subtotal Expenditures														\$10,338	\$10,344	\$18,392	\$5,569	\$4,838
Anticipated Ending Fund Bal.														\$4,866	\$30	\$880	\$4,422	\$2,919

* Includes encumbrances.

II. Is any of your ending fund balance designated for a particular purpose? If yes, please explain below.

Revolving Fund FY10 Budget Request

Fund Name:	Pollard Lost Books (2350-3313)
Fund Manager:	Pollard Principal
Executive Summary:	Fee Increase from \$51 to \$67/Textbook

Fund Description:

This pass-through account funds the replacement of lost or damaged textbooks at Pollard Middle School.

Enabling Legislation:

MGL Chapter 44, Section 53.

Critical Issues:

The average cost of replacement textbooks has increased from \$51 to \$67/book, based on current year experience. The FY10 budget reflects the anticipated purchase of 10 textbooks at \$67/book.

Support for District Vision, Mission, Goals, Objectives:

The Pollard Lost Book account supports District Goal 1, related to advancing standards based learning.

Description of Revenues:

	FY04	FY05	FY06	FY07	FY08	FY09	FY10
Enrollment	27	27	26	20	20	20	10
Fee	\$50	\$50	\$50	\$51	\$51	\$51	\$67

Staffing:

No staff are paid through this revolving fund.

Expenses:

Expenses for FY10 are the textbooks replacements, at an estimated cost of \$67/each (\$670). FY09 projected expense (\$2,500) reflects the application of prior year accumulated fund balance to textbook purchases at the Pollard Middle School.

FY10 Proposed Budget:

Attached. The FY10 budget remains consistent with previous fiscal years.

Revolving Fund Name: Pollard Lost Books Revolving Fund
 Revolving Fund Contact: Glenn Brand

Revenues														FY07	FY08	FY09	FY09	FY10
														Actual	Actual	Budget	Proj	Budget
<u>Beginning Fund Balance (Carry-Over Revenue from Prior Year)</u>																		
2350	3313	000	00	0000	000	00	534	000	0000	000	00		Carry-Over Revenue	\$204	\$1,275	\$1,002	\$2,277	\$486
<u>Current Year Revenue Collections</u>																		
2350	3313	000	00	0000	000	00	432	000	0000	000	00		Current Year Revenue Collections	\$1,071	\$1,002	\$1,020	\$709	\$670
<u>Revenue Collected for Next Fiscal Year</u>																		
2350	3313	000	00	0000	000	00	432	000	0000	000	00		Pre-Collection Next FY Revenue	\$0	\$0	\$0	\$0	\$0
Subtotal Revenues														\$1,275	\$2,277	\$2,022	\$2,986	\$1,156
Expenditures														FY07	FY08	FY09	FY09	FY10
Fund	Dept	Pgm	Bldg	DOE	Subj	Gr	Act	TM	Object	SchA	Ext	Building	Object Code Description	Actual	Actual	Budget	Proj	Budget
2350	3313	090	26	2410	099	99	520	030	5517	350	05	High Rock	Textbooks & Workbooks	\$0	\$0	\$0	\$0	\$0
2350	3313	090	30	2410	099	99	520	030	5517	350	05	Pollard	Textbooks & Workbooks	\$0	\$0	\$1,020	\$2,500	\$670
Subtotal Expenditures														\$0	\$0	\$1,020	\$2,500	\$670
Anticipated Ending Fund Bal.														\$1,275	\$2,277	\$1,002	\$486	\$486

* Includes encumbrances.

II. Is any of your ending fund balance designated for a particular purpose? If yes, please explain below.

Revolving Fund FY10 Budget Request

Fund Name:	High School Testing (2350-3420)
Fund Manager:	Guidance Director
Executive Summary:	Reduction in Administrative Fee Per Exam (from \$16 to \$13 for PSAT and from \$12 to \$11 for AP exams)

Fund Description:

The High School Testing program administers the SAT (Scholastic Aptitude Test), the AP (Advanced Placement), and PSAT (Preliminary School Aptitude Test) to High School Students. Fees are collected to cover the cost of the AP and PSAT exams, as well as administrative expenses. The administrative expenses include the cost of proctors and the testing coordinator's stipend. No fees are collected for the SAT; students pay the testing service directly.

Enabling Legislation:

M.G.L. Chapter 71, Section 47,

Critical Issues:

Aund balance has accumulated over time, from \$1,790 in FY06 to an estimated \$8,717 in FY09. Based on this, the FY10 budget proposes to reduce the administrative surcharge on each exam from \$16 to \$13 for the PSAT and from \$12 to \$11 for the AP exam. (The resulting revenue loss is \$1,330.) Should the pass-through exam expense increase, however, the per student fee would be adjusted accordingly.

Support for District Vision, Mission, Goals, Objectives:

The activities of this account support District Goal #1, related to standards-based learning.

Description of Revenues:

FY10 anticipated revenues include: \$7,670 in PSAT fees (295 students x \$26/test) and \$39,605 in AP fees (445 students x \$89/test,) for a total of \$47,275. Fund balance will cover scholarships for up to five PSAT exams and five AP exams.

	FY07	FY08	FY09 Proj	FY10
AP - # Exams	399	421	447	450
PSAT - # Exams	321	338	338	300
AP Test Fee	\$75	\$76	\$78	\$78
AP Admin Fee	\$13	\$12	\$12	\$11
TL AP Fee	\$88	\$90	\$90	\$89
PSAT Test Fee	\$12	\$13	\$13	\$13
PSAT Admin Fee	\$16	\$16	\$16	\$13
TL PSAT Fee	\$28	\$29	\$29	\$26

The proposed FY10 fee for the AP test (of \$89) reflects an anticipated pass-through exam cost of \$78 and a \$11 administrative surcharge (down from \$12 in FY09). The FY10 PSAT fee of \$26 includes a \$13 exam cost and a \$13 administrative fee (down from \$16 in FY09). Should the pass-through exam expense increase, the per student fee would be adjusted accordingly; there would be no change in the administrative surcharge.

Staffing:

This program pays a stipend to the Testing Coordinator (of \$6,076) in FY10, as provided for in the Unit A Teachers Contract. Additionally, proctors receive compensation from this account for administering concurrent and extended time examinations. The FY10 budget assumes total expenses of \$3,980 for proctors, which includes the following: 22 proctors @ \$120/day to administer exams (a total cost of \$2,640); 5 proctors at \$180/day to administer 50% extended-time exams (for a total cost of \$900); and one proctor to administer 100% extended-time exams @ \$240/day. Finally, the budget provides for an additional \$20/day to be paid to an estimated 10 regular-time proctors who are required to administer exams after hours (10 x \$20 = \$200.)

Expenses:

Program expenses include the aforementioned staff costs, as well as the cost of the exams themselves. In FY10, PSAT exams are expected to cost \$3,900 (assuming 300 students at a cost of \$13/exam), AP exams are expected to cost \$35,100 (assuming 450 exams at \$78/exam.) Additionally, \$350 is budgeted to cover the cost of grade labels and electronic file submission of the exams.

FY10 Proposed Budget:

The FY10 budget is attached.

Revolving Fund Name: NHS Testing Revolving Fund
 Revolving Fund Contact: Tom Denton

														FY07	FY08	FY09	FY09	FY10	
														Actual	Actual	Budget	Proj	Budget	
Revenues																			
<u>Beginning Fund Balance (Carry-Over Revenue from Prior Year)</u>																			
2350	3420	000	00	0000	000	00	534	000	0000	000	00			Carry-Over Revenue	\$1,790	\$4,357	\$7,189	\$7,189	\$8,717
<u>Current Year Revenue Collections</u>																			
2350	3420	000	00	0000	000	00	432	000	0000	000	00			Current Year Revenue Collections	\$44,856	\$47,477	\$51,420	\$50,025	\$47,275
<u>Revenue Collected for Next Fiscal Year</u>																			
2350	3420	000	00	0000	000	00	432	000	0000	000	00			Pre-Collection Next FY Revenue	\$0	\$0	\$0	\$0	\$0
Subtotal Revenues														\$46,646	\$51,834	\$58,609	\$57,214	\$55,992	
Expenditures																			
Fund	Dept	Pgm	Bldg	DOE Fun	Subj Code	Gr Code	Act Code	TM	Object Code	SchA Code	Ext Obj	Building	Object Code Description	FY07 Actual	FY08 Actual	FY09 Budget	FY09 Proj	FY10 Budget	
2350	3420	080	40	1230	099	99	520	010	5130	350	99	NHS	Coaches	\$0	\$0	\$0	\$0	\$0	
2350	3420	080	40	2110	099	99	520	010	5110	350	99	NHS	Curriculum Dir/ Salary	\$0	\$0	\$0	\$0	\$0	
2350	3420	080	40	2120	099	99	520	010	5110	350	99	NHS	Dept Head (Non Supv)/ Salary	\$0	\$0	\$0	\$0	\$0	
2350	3420	080	40	2220	099	99	520	010	5110	350	99	NHS	Curr Ldr/Academic Dept Head/ Sali	\$0	\$0	\$0	\$0	\$0	
2350	3420	080	40	2305	099	99	520	010	5110	350	99	NHS	Certified Classroom Teacher/ Salar	\$0	\$0	\$0	\$0	\$0	
2350	3420	080	40	2310	099	99	520	010	5110	350	99	NHS	Certified Teacher Specialist/ Salary	\$0	\$0	\$0	\$0	\$0	
2350	3420	080	40	2315	099	99	520	010	5110	350	99	NHS	Instr. Coord-Team Leader/ Salary	\$0	\$0	\$5,906	\$5,906	\$6,076	
2350	3420	080	40	2320	099	99	520	010	5110	350	99	NHS	Medical/Therapeutic/ Salary	\$0	\$0	\$0	\$0	\$0	
2350	3420	080	40	2440	099	99	520	010	5110	350	99	NHS	Other Instructional	\$8,070	\$8,486	\$0	\$3,415	\$0	
2350	3420	080	40	2325	099	99	520	010	5110	350	99	NHS	Classroom Subs/ Salary	\$0	\$0	\$0	\$0	\$0	
2350	3420	080	40	2330	099	99	520	010	5110	350	99	NHS	Instr. Asst - Paraprofessional/ Salar	\$0	\$0	\$3,605	\$0	\$3,980	
2350	3420	080	40	2353	099	99	520	010	5110	350	99	NHS	Prof Dev Summer/Aft School/ Sala	\$0	\$0	\$0	\$0	\$0	
2350	3420	080	40	2355	099	99	520	010	5110	350	99	NHS	Prof Dev Subs	\$0	\$0	\$0	\$0	\$0	
2350	3420	080	40	2357	099	99	520	010	5110	350	99	NHS	Prof Dev School Year/ Salary	\$0	\$0	\$0	\$0	\$0	
2350	3420	080	40	2110	099	99	520	010	5110	350	99	NHS	Secy to Curr Dir/ Salary	\$0	\$0	\$0	\$0	\$0	
2350	3420	080	40	2120	099	99	520	010	5110	350	99	NHS	Secy to Dep Head (Non Sup)/ Sala	\$0	\$0	\$0	\$0	\$0	
2350	3420	080	40	2210	099	99	520	010	5110	350	99	NHS	Other Building Secy/ Salary	\$0	\$0	\$0	\$0	\$0	
2350	3420	080	40	2220	099	99	520	010	5110	350	99	NHS	Secy to Acad Dept Head/ Salary	\$0	\$0	\$0	\$0	\$0	
2350	3420	080	40	1420	099	99	520	010	5110	350	99	NHS	Human Resources & Benefits/ Sala	\$0	\$0	\$0	\$0	\$0	
2350	3420	080	40	4110	099	99	520	010	5110	350	99	NHS	Custodians/ Salary	\$0	\$0	\$0	\$0	\$0	
2350	3420	080	40	5200	099	99	520	010	5110	350	99	NHS	Fringe	\$0	\$0	\$0	\$0	\$0	
2350	3420	080	40	4220	099	99	520	020	5241	350	99	NHS	R&M Bldgs / Services	\$0	\$0	\$0	\$0	\$0	
2350	3420	080	40	4210	099	99	520	020	5241	350	99	NHS	R&M Grounds / Services	\$0	\$0	\$0	\$0	\$0	
2350	3420	080	40	2451	099	99	520	020	5255	350	99	NHS	R&M Technology/ Services	\$0	\$0	\$0	\$0	\$0	
2350	3420	080	40	2420	099	99	520	020	5257	350	99	NHS	R&M Instr Equip/ Services	\$0	\$0	\$0	\$0	\$0	
2350	3420	080	40	5350	099	99	520	020	5270	350	99	NHS	Lease Rental/ Services	\$0	\$0	\$0	\$0	\$0	
2350	3420	080	40	2440	099	99	520	020	5300	350	99	NHS	Professional Technical/ Services	\$0	\$0	\$0	\$0	\$0	
2350	3420	080	40	2440	099	99	520	020	5330	350	99	NHS	Transportation	\$0	\$0	\$0	\$0	\$0	
2350	3420	080	40	2440	099	99	520	020	5341	350	99	NHS	Postage	\$0	\$0	\$0	\$0	\$0	
2350	3420	080	40	2440	099	99	520	020	5345	350	99	NHS	Printing & Binding	\$0	\$0	\$0	\$0	\$0	
2350	3420	080	40	2440	099	99	520	020	5346	350	99	NHS	Advertising	\$0	\$0	\$0	\$0	\$0	
2350	3420	080	40	2440	099	99	520	020	5380	350	99	NHS	Other Services	\$0	\$0	\$0	\$0	\$0	
2350	3420	080	40	2110	099	99	520	030	5420	350	99	NHS	Offices Supplies	\$0	\$0	\$0	\$0	\$0	
2350	3420	080	40	4220	099	99	520	030	5430	350	99	NHS	R&M Bldgs / Supplies	\$0	\$0	\$0	\$0	\$0	
2350	3420	080	40	4110	099	99	520	030	5450	350	99	NHS	Custodial / Supplies	\$0	\$0	\$0	\$0	\$0	
2350	3420	080	40	4210	099	99	520	030	5460	350	99	NHS	Groundskeeping/ Supplies	\$0	\$0	\$0	\$0	\$0	
2350	3420	080	40	3400	099	99	520	030	5490	350	99	NHS	Food Services/ Supplies	\$0	\$0	\$0	\$0	\$0	
2350	3420	080	40	2430	099	99	520	030	5510	350	99	NHS	Educational Supplies	\$34,219	\$36,159	\$40,050	\$39,176	\$39,350	
2350	3420	080	40	2415	099	99	520	030	5512	350	99	NHS	Teaching Aids/ Clsrm Ref	\$0	\$0	\$0	\$0	\$0	
2350	3420	080	40	2410	099	99	520	030	5517	350	99	NHS	Textbooks & Workbooks	\$0	\$0	\$0	\$0	\$0	
2350	3420	080	40	2420	099	99	520	030	5522	350	99	NHS	Instr. Equipment/ Supplies	\$0	\$0	\$0	\$0	\$0	
2350	3420	080	40	2453	099	99	520	030	5523	350	99	NHS	A/V Hardware	\$0	\$0	\$0	\$0	\$0	
2350	3420	080	40	2455	099	99	520	030	5524	350	99	NHS	Instructional Software	\$0	\$0	\$0	\$0	\$0	
2350	3420	080	40	2451	099	99	520	030	5525	350	99	NHS	Instructional Tech. Supplies	\$0	\$0	\$0	\$0	\$0	
2350	3420	080	40	2440	099	99	520	030	5580	350	99	NHS	Other Supplies	\$0	\$0	\$0	\$0	\$0	
2350	3420	080	40	2357	099	99	520	030	5710	350	99	NHS	In State Travel/ Conferences	\$0	\$0	\$0	\$0	\$0	
2350	3420	080	40	2357	099	99	520	030	5720	350	99	NHS	Out of State Travel/ Conferences	\$0	\$0	\$0	\$0	\$0	
2350	3420	080	40	2357	099	99	520	030	5730	350	99	NHS	Dues & Memberships	\$0	\$0	\$0	\$0	\$0	
2350	3420	080	40	2440	099	99	520	030	5780	350	99	NHS	Other Expenses	\$0	\$0	\$0	\$0	\$0	
2350	3420	080	40	7300	099	99	520	200	5850	350	99	NHS	Capital Equip > \$5000 Per Unit	\$0	\$0	\$0	\$0	\$0	
2350	3420	080	40	7500	099	99	520	200	5851	350	99	NHS	Motor Vehicles > \$5000 Per Unit	\$0	\$0	\$0	\$0	\$0	
2350	3420	080	40	7350	099	99	520	200	5856	350	99	NHS	Capitol Tech. > \$5000 Per Unit	\$0	\$0	\$0	\$0	\$0	
2350	3420	080	40	7300	099	99	520	200	5870	350	99	NHS	Repl. Equipment> \$5000 Per Unit	\$0	\$0	\$0	\$0	\$0	
Subtotal Expenditures														\$42,289	\$44,645	\$49,561	\$48,497	\$49,406	
Anticipated Ending Fund Bal.														\$4,357	\$7,189	\$9,048	\$8,717	\$6,586	

* Includes encumbrances.

II. Is any of your ending fund balance designated for a particular purpose? If yes, please explain below.

This page is intentionally blank.

Revolving Fund FY10 Budget Request

Fund Name:	High School Book & Equipment Sales (2350-3421)
Fund Manager:	High School Principal
Executive Summary:	No Fee Increase: \$130 Calculator & \$10 Vocabulary Book

Fund Description:

This pass-through account funds the purchase and re-sale of math calculators and special vocabulary workbooks for students. The calculators are used in advanced placement calculus classes. The workbooks are used by students in Grades 9-11 for vocabulary development and as preparation for the SATs. These items are ordered by the High School in July for the convenience of students in September.

Enabling Legislation:

MGL Chapter 71, Section 47.

Critical Issues:

No critical issues are anticipated for FY10.

Support for District Vision, Mission, Goals, Objectives:

The High School Book & Equipment Sales account supports District Goal 1, related to advancing standards based learning.

Description of Revenues:

FY10 Program revenues represent the anticipated collections for the two items: calculators \$3,250 (25 calculators at \$130 each) and vocabulary books \$4,800 (480 workbooks at \$10 each). The pass-through fee per calculator and vocabulary book is unchanged from FY09.

Staffing:

No staff are paid through this revolving fund.

Expenses:

Expenses for FY10 are expected to be \$8,050, reflecting the cost of purchasing math calculators (\$3,250) and special vocabulary workbooks (\$4,800.)

FY10 Proposed Budget:

Attached. The FY10 budget remains consistent with previous fiscal years.

Revolving Fund Name: **NHS Book & Equipment Sales Revolving Fund**
 Revolving Fund Contact: **Paul Richards**

													FY07	FY08	FY09	FY09	FY10	
													Actual	Actual	Budget	Proj	Budget	
Revenues																		
<u>Beginning Fund Balance (Carry-Over Revenue from Prior Year)</u>																		
2350	3421	000	00	0000	000	00	534	000	0000	000	00		Carry-Over Revenue	\$1,629	\$1,214	\$1,217	\$1,108	\$1,154
<u>Current Year Revenue Collections</u>																		
2350	3421	000	00	0000	000	00	432	000	0000	000	00		Current Year Revenue Collections	\$4,796	\$3,640	\$6,120	\$7,650	\$8,050
<u>Revenue Collected for Next Fiscal Year</u>																		
2350	3421	000	00	0000	000	00	432	000	0000	000	00		Pre-Collection Next FY Revenue	\$0	\$0	\$0	\$0	\$0
Subtotal Revenues													\$6,425	\$4,854	\$7,337	\$8,758	\$9,204	
Expenditures																		
Fund	Dept	Pgm	Bldg	DOE Fun	Subj Code	Gr Code	Act Code	TM	Object Code	SchA Code	Ext Obj	Building	Object Code Description	FY07 Actual	FY08 Actual	FY09 Budget	FY09 Proj	FY10 Budget
2350	3421	090	40	1230	099	99	520	010	5130	350	99	NHS	Coaches	\$0	\$0	\$0	\$0	\$0
2350	3421	090	40	2110	099	99	520	010	5110	350	99	NHS	Curriculum Dir/ Salary	\$0	\$0	\$0	\$0	\$0
2350	3421	090	40	2120	099	99	520	010	5110	350	99	NHS	Dept Head (Non Supv)/ Salary	\$0	\$0	\$0	\$0	\$0
2350	3421	090	40	2220	099	99	520	010	5110	350	99	NHS	Curr Ldr/Academic Dept Head/ Sal	\$0	\$0	\$0	\$0	\$0
2350	3421	090	40	2305	099	99	520	010	5110	350	99	NHS	Certified Classroom Teacher/ Salar	\$0	\$0	\$0	\$0	\$0
2350	3421	090	40	2310	099	99	520	010	5110	350	99	NHS	Certified Teacher Specialist/ Salary	\$0	\$0	\$0	\$0	\$0
2350	3421	090	40	2315	099	99	520	010	5110	350	99	NHS	Instr. Coord. Team Leader/ Salary	\$0	\$0	\$0	\$0	\$0
2350	3421	090	40	2320	099	99	520	010	5110	350	99	NHS	Medical/Therapeutic/ Salary	\$0	\$0	\$0	\$0	\$0
2350	3421	090	40	2440	099	99	520	010	5110	350	99	NHS	Other Instructional	\$0	\$0	\$0	\$0	\$0
2350	3421	090	40	2325	099	99	520	010	5110	350	99	NHS	Classroom Subs/ Salary	\$0	\$0	\$0	\$0	\$0
2350	3421	090	40	2330	099	99	520	010	5110	350	99	NHS	Instr. Asst - Paraprofessional/ Salar	\$0	\$0	\$0	\$0	\$0
2350	3421	090	40	2353	099	99	520	010	5110	350	99	NHS	Prof Dev Summer/Altr School/ Sala	\$0	\$0	\$0	\$0	\$0
2350	3421	090	40	2355	099	99	520	010	5110	350	99	NHS	Prof Dev Subs	\$0	\$0	\$0	\$0	\$0
2350	3421	090	40	2357	099	99	520	010	5110	350	99	NHS	Prof Dev School Year/ Salary	\$0	\$0	\$0	\$0	\$0
2350	3421	090	40	2110	099	99	520	010	5110	350	99	NHS	Secy to Curr Dir/ Salary	\$0	\$0	\$0	\$0	\$0
2350	3421	090	40	2120	099	99	520	010	5110	350	99	NHS	Secy to Dep Head (Non Supv)/ Sala	\$0	\$0	\$0	\$0	\$0
2350	3421	090	40	2210	099	99	520	010	5110	350	99	NHS	Other Building Secy/ Salary	\$0	\$0	\$0	\$0	\$0
2350	3421	090	40	2220	099	99	520	010	5110	350	99	NHS	Secy to Acad Dept Head/ Salary	\$0	\$0	\$0	\$0	\$0
2350	3421	090	40	1420	099	99	520	010	5110	350	99	NHS	Human Resources & Benefits/ Sala	\$0	\$0	\$0	\$0	\$0
2350	3421	090	40	4110	099	99	520	010	5110	350	99	NHS	Custodians/ Salary	\$0	\$0	\$0	\$0	\$0
2350	3421	090	40	5200	099	99	520	010	5110	350	99	NHS	Fringe	\$0	\$0	\$0	\$0	\$0
2350	3421	090	40	4720	099	99	520	020	5241	350	99	NHS	R&M Bldgs / Services	\$0	\$0	\$0	\$0	\$0
2350	3421	090	40	4210	099	99	520	020	5241	350	99	NHS	R&M Grounds / Services	\$0	\$0	\$0	\$0	\$0
2350	3421	090	40	2451	099	99	520	020	5255	350	99	NHS	R&M Technology/ Services	\$0	\$0	\$0	\$0	\$0
2350	3421	090	40	2420	099	99	520	020	5257	350	99	NHS	R&M Instr Equip/ Services	\$0	\$0	\$0	\$0	\$0
2350	3421	090	40	5350	099	99	520	020	5270	350	99	NHS	Lease Rental/ Services	\$0	\$0	\$0	\$0	\$0
2350	3421	090	40	2440	099	99	520	020	5300	350	99	NHS	Professional Technical/ Services	\$0	\$0	\$0	\$0	\$0
2350	3421	090	40	2440	099	99	520	020	5330	350	99	NHS	Transportation	\$0	\$0	\$0	\$0	\$0
2350	3421	090	40	2440	099	99	520	020	5341	350	99	NHS	Postage	\$0	\$0	\$0	\$0	\$0
2350	3421	090	40	2440	099	99	520	020	5345	350	99	NHS	Printing & Binding	\$0	\$0	\$0	\$0	\$0
2350	3421	090	40	2440	099	99	520	020	5346	350	99	NHS	Advertising	\$0	\$0	\$0	\$0	\$0
2350	3421	090	40	2440	099	99	520	020	5360	350	99	NHS	Other Services	\$0	\$0	\$0	\$0	\$0
2350	3421	090	40	2110	099	99	520	030	5420	350	99	NHS	Offices Supplies	\$0	\$0	\$0	\$0	\$0
2350	3421	090	40	4220	099	99	520	030	5430	350	99	NHS	R&M Bldgs / Supplies	\$0	\$0	\$0	\$0	\$0
2350	3421	090	40	4110	099	99	520	030	5450	350	99	NHS	Custodial / Supplies	\$0	\$0	\$0	\$0	\$0
2350	3421	090	40	4210	099	99	520	030	5460	350	99	NHS	Groundkeeping/ Supplies	\$0	\$0	\$0	\$0	\$0
2350	3421	090	40	3400	099	99	520	030	5490	350	99	NHS	Food Services/ Supplies	\$0	\$0	\$0	\$0	\$0
2350	3421	090	40	2430	099	99	520	030	5510	350	99	NHS	Educational Supplies	\$984	\$3,636	\$6,120	\$2,990	\$8,050
2350	3421	090	40	2415	099	99	520	030	5512	350	99	NHS	Teaching Aids/ Clasm Ref	\$0	\$0	\$0	\$0	\$0
2350	3421	090	40	2410	099	99	520	030	5517	350	99	NHS	Textbooks & Workbooks	\$4,727	\$110	\$0	\$4,615	\$0
2350	3421	090	40	2420	099	99	520	030	5522	350	99	NHS	Instr. Equipment/ Supplies	\$0	\$0	\$0	\$0	\$0
2350	3421	090	40	2453	099	99	520	030	5523	350	99	NHS	AV Hardware	\$0	\$0	\$0	\$0	\$0
2350	3421	090	40	2455	099	99	520	030	5524	350	99	NHS	Instructional Software	\$0	\$0	\$0	\$0	\$0
2350	3421	090	40	2451	099	99	520	030	5525	350	99	NHS	Instructional Tech. Supplies	\$0	\$0	\$0	\$0	\$0
2350	3421	090	40	2440	099	99	520	030	5580	350	99	NHS	Other Supplies	\$0	\$0	\$0	\$0	\$0
2350	3421	090	40	2357	099	99	520	030	5710	350	99	NHS	In State Travel/ Conferences	\$0	\$0	\$0	\$0	\$0
2350	3421	090	40	2357	099	99	520	030	5720	350	99	NHS	Out of State Travel/ Conferences	\$0	\$0	\$0	\$0	\$0
2350	3421	090	40	2357	099	99	520	030	5730	350	99	NHS	Dues & Memberships	\$0	\$0	\$0	\$0	\$0
2350	3421	090	40	2440	099	99	520	030	5780	350	99	NHS	Other Expenses	\$0	\$0	\$0	\$0	\$0
2350	3421	090	40	7300	099	99	520	200	5850	350	99	NHS	Capital Equip > \$5000 Per Unit	\$0	\$0	\$0	\$0	\$0
2350	3421	090	40	7500	099	99	520	200	5851	350	99	NHS	Motor Vehicles > \$5000 Per Unit	\$0	\$0	\$0	\$0	\$0
2350	3421	090	40	7350	099	99	520	200	5856	350	99	NHS	Capital Tech. > \$5000 Per Unit	\$0	\$0	\$0	\$0	\$0
2350	3421	090	40	7300	099	99	520	200	5870	350	99	NHS	Repl. Equipment> \$5000 Per Unit	\$0	\$0	\$0	\$0	\$0
Subtotal Expenditures													\$5,211	\$3,746	\$6,120	\$7,605	\$8,050	
Anticipated Ending Fund Bal.													\$1,214	\$1,108	\$1,217	\$1,154	\$1,154	

* Includes encumbrances.

II. Is any of your ending fund balance designated for a particular purpose? If yes, please explain below.

Revolving Fund FY10 Budget Request

Fund Name:	H.S. Lockers (2350-3422)
Fund Manager:	High School Principal
Executive Summary:	Reinstatement of Fee of \$3/Lock

Fund Description:

This revolving fund collects a locker fee for each new student who wishes to purchase a lock for the high school lockers. The student can keep this lock for four years. Not all students purchase locks. The revenue is used to replace damaged locks and lockers.

Enabling Legislation:

MGL Chapter 71, Section 47.

Critical Issues:

For the past several years, this program did not collect fees, due to a sizeable fund balance that had accumulated from prior year revenue collections. To expend this accumulated fund balance, \$2785 was used to purchase new lockers for the Athletics Department during FY09, for which there were insufficient funds in the NHIS renovation budget. The remaining fund balance of \$1,004 will be used to cover unanticipated expenses in future years. Beginning FY10, the locker fee will be reinstated at \$3/lock.

Support for District Vision, Mission, Goals, Objectives:

The activities of this revolving fund support District Goal #4, related to maintaining school infrastructure, including facilities.

Description of Revenues:

The locker fee of \$3 will be reinstated in FY10, which represents a decrease from the \$5 historical fee. The \$3 fee covers the purchase of 300 locks (or \$900 in revenue.)

Staffing:

No staff are paid from this fund.

Expenses:

Expenses are the cost of new locks and locker repair (\$900.)

FY10 Proposed Budget:

Attached.

Revolving Fund Name: NHS Locker Revolving Fund
 Revolving Fund Cont: Paul Richards

													FY07	FY08	FY09	FY09	FY10	
													Actual	Actual	Budget	Proj	Budget	
Revenues																		
<u>Beginning Fund Balance (Carry-Over Revenue from Prior Year)</u>																		
2350	3422	000	00	0000	000	00	534	000	0000	000	00		Carry-Over Revenue	\$4,242	\$4,242	\$4,242	\$4,242	\$1,004
<u>Current Year Revenue Collections</u>																		
2350	3422	000	00	0000	000	00	432	000	0000	000	00		Current Year Revenue Collections	\$0	\$0	\$0	\$0	\$900
<u>Revenue Collected for Next Fiscal Year</u>																		
2350	3422	000	00	0000	000	00	432	000	0000	000	00		Pre-Collection Next FY Revenue	\$0	\$0	\$0	\$0	\$0
Subtotal Revenues													\$4,242	\$4,242	\$4,242	\$4,242	\$1,904	
Expenditures																		
Fund	Dept	Pom	Bldg	DOE Fun	Subj Code	Gr Code	Act Code	TM	Object Code	SchA Code	Ext Obj	Building	Object Code Description	FY07 Actual	FY08 Actual	FY09 Budget	FY09 Proj	FY10 Budget
2350	3422	080	40	1230	099	99	520	010	5130	350	99	NHS	Coaches	\$0	\$0	\$0	\$0	\$0
2350	3422	080	40	2110	099	99	520	010	5110	350	99	NHS	Curriculum Dir/ Salary	\$0	\$0	\$0	\$0	\$0
2350	3422	080	40	2120	099	99	520	010	5110	350	99	NHS	Dept Head (Non Supv)/ Salary	\$0	\$0	\$0	\$0	\$0
2350	3422	080	40	2220	099	99	520	010	5110	350	99	NHS	Curr Ldr/Academic Dept Head/ Sa	\$0	\$0	\$0	\$0	\$0
2350	3422	080	40	2305	099	99	520	010	5110	350	99	NHS	Certified Classroom Teacher/ Sala	\$0	\$0	\$0	\$0	\$0
2350	3422	080	40	2310	099	99	520	010	5110	350	99	NHS	Certified Teacher Specialist/ Sala	\$0	\$0	\$0	\$0	\$0
2350	3422	080	40	2315	099	99	520	010	5110	350	99	NHS	Instr. Coord-Team Leader/ Salary	\$0	\$0	\$0	\$0	\$0
2350	3422	080	40	2320	099	99	520	010	5110	350	99	NHS	Medical/Therapeutic/ Salary	\$0	\$0	\$0	\$0	\$0
2350	3422	080	40	2440	099	99	520	010	5110	350	99	NHS	Other Instructional	\$0	\$0	\$0	\$0	\$0
2350	3422	080	40	2325	099	99	520	010	5110	350	99	NHS	Classroom Subs/ Salary	\$0	\$0	\$0	\$0	\$0
2350	3422	080	40	2330	099	99	520	010	5110	350	99	NHS	Instr. Asst. - Paraprofessional/ Sala	\$0	\$0	\$0	\$0	\$0
2350	3422	080	40	2353	099	99	520	010	5110	350	99	NHS	Prof Dev Summer/Allr School/ Sal	\$0	\$0	\$0	\$0	\$0
2350	3422	080	40	2355	099	99	520	010	5110	350	99	NHS	Prof Dev Subs	\$0	\$0	\$0	\$0	\$0
2350	3422	080	40	2357	099	99	520	010	5110	350	99	NHS	Prof Dev School Year/ Salary	\$0	\$0	\$0	\$0	\$0
2350	3422	080	40	2110	099	99	520	010	5110	350	99	NHS	Secy to Curr Dir/ Salary	\$0	\$0	\$0	\$0	\$0
2350	3422	080	40	2120	099	99	520	010	5110	350	99	NHS	Secy to Dep Head (Non Supv)/ Sala	\$0	\$0	\$0	\$0	\$0
2350	3422	080	40	2210	099	99	520	010	5110	350	99	NHS	Other Building Secy/ Salary	\$0	\$0	\$0	\$0	\$0
2350	3422	080	40	2220	099	99	520	010	5110	350	99	NHS	Secy to Acad Dept Head/ Salary	\$0	\$0	\$0	\$0	\$0
2350	3422	080	40	1420	099	99	520	010	5110	350	99	NHS	Human Resources & Benefits/ Sal	\$0	\$0	\$0	\$0	\$0
2350	3422	080	40	4110	099	99	520	010	5110	350	99	NHS	Custodians/ Salary	\$0	\$0	\$0	\$0	\$0
2350	3422	080	40	5200	099	99	520	010	5110	350	99	NHS	Fringe	\$0	\$0	\$0	\$0	\$0
2350	3422	080	40	4220	099	99	520	020	5241	350	99	NHS	R&M Bldgs / Services	\$0	\$0	\$0	\$0	\$0
2350	3422	080	40	4210	099	99	520	020	5241	350	99	NHS	R&M Grounds / Services	\$0	\$0	\$0	\$0	\$0
2350	3422	080	40	2451	099	99	520	020	5255	350	99	NHS	R&M Technology/ Services	\$0	\$0	\$0	\$0	\$0
2350	3422	080	40	2420	099	99	520	020	5257	350	99	NHS	R&M Instr Equip/ Services	\$0	\$0	\$0	\$0	\$0
2350	3422	080	40	5350	099	99	520	020	6270	350	99	NHS	Lease Rental/ Services	\$0	\$0	\$0	\$0	\$0
2350	3422	080	40	2440	099	99	520	020	5300	350	99	NHS	Professional Technical/ Services	\$0	\$0	\$0	\$0	\$0
2350	3422	080	40	2440	099	99	520	020	5330	350	99	NHS	Transportation	\$0	\$0	\$0	\$0	\$0
2350	3422	080	40	2140	099	99	520	020	5341	350	99	NHS	Postage	\$0	\$0	\$0	\$0	\$0
2350	3422	080	40	2440	099	99	520	020	5345	350	99	NHS	Printing & Binding	\$0	\$0	\$0	\$0	\$0
2350	3422	080	40	2440	099	99	520	020	5346	350	99	NHS	Advertising	\$0	\$0	\$0	\$0	\$0
2350	3422	080	40	2440	099	99	520	020	5380	350	99	NHS	Other Services	\$0	\$0	\$0	\$0	\$0
2350	3422	080	40	2110	099	99	520	030	5420	350	99	NHS	Offices Supplies	\$0	\$0	\$0	\$0	\$0
2350	3422	080	40	4220	099	99	520	030	5430	350	99	NHS	R&M Bldgs / Supplies	\$0	\$0	\$0	\$0	\$0
2350	3422	080	40	4110	099	99	520	030	5450	350	99	NHS	Custodial / Supplies	\$0	\$0	\$0	\$0	\$0
2350	3422	080	40	4210	099	99	520	030	5460	350	99	NHS	Groundskeeping/ Supplies	\$0	\$0	\$0	\$0	\$0
2350	3422	080	40	3400	099	99	520	030	5490	350	99	NHS	Food Services/ Supplies	\$0	\$0	\$0	\$0	\$0
2350	3422	080	40	2430	099	99	520	030	5510	350	99	NHS	Educational Supplies	\$0	\$0	\$0	\$0	\$900
2350	3422	080	40	2415	099	99	520	030	5512	350	99	NHS	Teaching Aids/ Clasm Ref	\$0	\$0	\$0	\$0	\$0
2350	3422	080	40	2410	099	99	520	030	5517	350	99	NHS	Textbooks & Workbooks	\$0	\$0	\$0	\$0	\$0
2350	3422	080	40	2420	099	99	520	030	5522	350	99	NHS	Instr. Equipment/ Supplies	\$0	\$0	\$0	\$0	\$0
2350	3422	080	40	2453	099	99	520	030	5523	350	99	NHS	A/V Hardware	\$0	\$0	\$0	\$0	\$0
2350	3422	080	40	2455	099	99	520	030	5524	350	99	NHS	Instructional Software	\$0	\$0	\$0	\$0	\$0
2350	3422	080	40	2451	099	99	520	030	5525	350	99	NHS	Instructional Tech. Supplies	\$0	\$0	\$0	\$0	\$0
2350	3422	080	40	2440	099	99	520	030	5580	350	99	NHS	Other Supplies	\$0	\$0	\$0	\$3,238	\$0
2350	3422	080	40	2357	099	99	520	030	5710	350	99	NHS	In State Travel/ Conferences	\$0	\$0	\$0	\$0	\$0
2350	3422	080	40	2357	099	99	520	030	5720	350	99	NHS	Out of State Travel/ Conferences	\$0	\$0	\$0	\$0	\$0
2350	3422	080	40	2357	099	99	520	030	5730	350	99	NHS	Dues & Memberships	\$0	\$0	\$0	\$0	\$0
2350	3422	080	40	2440	099	99	520	030	5780	350	99	NHS	Other Expenses	\$0	\$0	\$0	\$0	\$0
2350	3422	080	40	7300	099	99	520	200	5850	350	99	NHS	Capital Equip > \$5000 Per Unit	\$0	\$0	\$0	\$0	\$0
2350	3422	080	40	7500	099	99	520	200	5851	350	99	NHS	Motor Vehicles > \$5000 Per Unit	\$0	\$0	\$0	\$0	\$0
2350	3422	080	40	7350	099	99	520	200	5856	350	99	NHS	Capital Tech. > \$5000 Per Unit	\$0	\$0	\$0	\$0	\$0
2350	3422	080	40	7300	099	99	520	200	5870	350	99	NHS	Repl. Equipment> \$5000 Per Unit	\$0	\$0	\$0	\$0	\$0
Subtotal Expenditures													\$0	\$0	\$0	\$3,238	\$900	
Anticipated Ending Fund Bal.													\$4,242	\$4,242	\$4,242	\$1,004	\$1,004	

* Includes encumbrances

II. Is any of your ending fund balance designated for a particular purpose? If yes, please explain below.

Revolving Fund FY10 Budget Request

Fund Name:	High School Textbook Recovery (2350-3423)
Fund Manager:	High School Principal
Executive Summary:	No Fee Charged in FY10

Fund Description:

This pass-through account funds the replacement cost of lost High School textbooks. The amount assessed to students is based on the replacement cost of the materials.

Enabling Legislation:

MGL Chapter 44, Section 53.

Critical Issues:

This revolving fund has accumulated a sizable carryover balance, generated by prior year textbook recovery efforts. To reduce the accumulated balance, replacement fees were not assessed in FY09, and fund balance monies were used to replace World Language textbooks (totaling \$4,635.) To complete the process of reducing accumulated fund balance to appropriate operating levels, fees again will not be charged in FY10.

Support for District Vision, Mission, Goals, Objectives:

The NIIS Textbook Recovery account supports District Goal 1, related to advancing standards based learning.

Description of Revenues:

Revenues represent funds from students to replace lost High School textbooks. In FY10, the textbook replacement fee again will be waived, owing to sizable carryover revenues that have accumulated in this fund.

Staffing:

No salaries are paid from this fund.

Expenses:

FY10 Program expenses are \$5,000 in textbook purchases, which is intended to include the purchase cost of lost textbooks, as well as general textbook replacement.

FY10 Proposed Budget:

The FY10 budget is attached.

Revolving Fund Name: **NHS Textbook Recovery Revolving Fund**
 Revolving Fund Conta: **Paul Richards**

													FY07	FY08	FY09	FY09	FY10	
													Actual	Actual	Budget	Proj	Budget	
Revenues																		
Beginning Fund Balance (Carry-Over Revenue from Prior Year)																		
2350	3423	000	00	0000	000	00	534	000	0000	000	00		Carry-Over Revenue	\$7,504	\$8,973	\$5,860	\$8,649	\$5,643
Current Year Revenue Collections																		
2350	3423	000	00	0000	000	00	432	000	0000	000	00		Current Year Revenue Collections	\$2,278	\$2,758	\$0	\$1,068	\$0
Revenue Collected for Next Fiscal Year																		
2350	3423	000	00	0000	000	00	432	000	0000	000	00		Pre-Collection Next FY Revenue	\$0	\$0	\$0	\$0	\$0
Subtotal Revenues													\$9,782	\$11,731	\$5,860	\$10,515	\$5,643	
Expenditures																		
Fund	Dept	Pgm	Bldg	DOE Fun	Subj Code	Gr Code	Act Code	IM	Object Code	SchA Code	Ext Obj	Building	Object Code Description	FY07 Actual	FY08 Actual	FY09 Budget	FY09 Proj	FY10 Budget
2350	3423	090	40	1230	099	99	520	010	5130	350	99	NHS	Coaches	\$0	\$0	\$0	\$0	\$0
2350	3423	090	40	2110	099	99	520	010	5110	350	99	NHS	Curriculum Dir/ Salary	\$0	\$0	\$0	\$0	\$0
2350	3423	090	40	2120	099	99	520	010	5110	350	99	NHS	Dept Head (Non Supv)/ Salary	\$0	\$0	\$0	\$0	\$0
2350	3423	090	40	2220	099	99	520	010	5110	350	99	NHS	Curr Ldr/Academic Dept Head/ Sa	\$0	\$0	\$0	\$0	\$0
2350	3423	090	40	2305	099	99	520	010	5110	350	99	NHS	Certified Classroom Teacher/ Sala	\$0	\$0	\$0	\$0	\$0
2350	3423	090	40	2310	099	99	520	010	5110	350	99	NHS	Certified Teacher Specialist/ Salar	\$0	\$0	\$0	\$0	\$0
2350	3423	090	40	2315	099	99	520	010	5110	350	99	NHS	Instr. Coord-Team Leader/ Salary	\$0	\$0	\$0	\$0	\$0
2350	3423	090	40	2320	099	99	520	010	5110	350	99	NHS	Medical/Therapeutic/ Salary	\$0	\$0	\$0	\$0	\$0
2350	3423	090	40	2440	099	99	520	010	5110	350	99	NHS	Other Instructional	\$0	\$0	\$0	\$0	\$0
2350	3423	090	40	2325	099	99	520	010	5110	350	99	NHS	Classroom Subs/ Salary	\$0	\$0	\$0	\$0	\$0
2350	3423	090	40	2330	099	99	520	010	5110	350	99	NHS	Instr. Asst - Paraprofessional/ Sala	\$0	\$0	\$0	\$0	\$0
2350	3423	090	40	2353	099	99	520	010	5110	350	99	NHS	Prof Dev Summer/Attr School/ Sali	\$0	\$0	\$0	\$0	\$0
2350	3423	090	40	2355	099	99	520	010	5110	350	99	NHS	Prof Dev Subs	\$0	\$0	\$0	\$0	\$0
2350	3423	090	40	2357	099	99	520	010	5110	350	99	NHS	Prof Dev School Year/ Salary	\$0	\$0	\$0	\$0	\$0
2350	3423	090	40	2110	099	99	520	010	5110	350	99	NHS	Secy to Curr Dir/ Salary	\$0	\$0	\$0	\$0	\$0
2350	3423	090	40	2120	099	99	520	010	5110	350	99	NHS	Secy to Dep Head (Non Sup)/ Sala	\$0	\$0	\$0	\$0	\$0
2350	3423	090	40	2210	099	99	520	010	5110	350	99	NHS	Other Building Secy/ Salary	\$0	\$0	\$0	\$0	\$0
2350	3423	090	40	2220	099	99	520	010	5110	350	99	NHS	Secy to Acad Dept Head/ Salary	\$0	\$0	\$0	\$0	\$0
2350	3423	090	40	1420	099	99	520	010	5110	350	99	NHS	Human Resources & Benefits/ Sali	\$0	\$0	\$0	\$0	\$0
2350	3423	090	40	4110	099	99	520	010	5110	350	99	NHS	Custodians/ Salary	\$0	\$0	\$0	\$0	\$0
2350	3423	090	40	5200	099	99	520	010	5110	350	99	NHS	Frnge	\$0	\$0	\$0	\$0	\$0
2350	3423	090	40	4220	099	99	520	020	5241	350	99	NHS	R&M Bldgs / Services	\$0	\$0	\$0	\$0	\$0
2350	3423	090	40	4210	099	99	520	020	5241	350	99	NHS	R&M Grounds / Services	\$0	\$0	\$0	\$0	\$0
2350	3423	090	40	2451	099	99	520	020	5255	350	99	NHS	R&M Technology/ Services	\$0	\$0	\$0	\$0	\$0
2350	3423	090	40	2420	099	99	520	020	5257	350	99	NHS	R&M Instr Equip/ Services	\$0	\$0	\$0	\$0	\$0
2350	3423	090	40	5350	099	99	520	020	5270	350	99	NHS	Lease Rental/ Services	\$0	\$0	\$0	\$0	\$0
2350	3423	090	40	2440	099	99	520	020	5300	350	99	NHS	Professional Technical/ Services	\$0	\$0	\$0	\$0	\$0
2350	3423	090	40	2440	099	99	520	020	5330	350	99	NHS	Transportation	\$0	\$0	\$0	\$0	\$0
2350	3423	090	40	2440	099	99	520	020	5341	350	99	NHS	Postage	\$0	\$0	\$0	\$0	\$0
2350	3423	090	40	2440	099	99	520	020	5345	350	99	NHS	Printing & Binding	\$0	\$0	\$0	\$0	\$0
2350	3423	090	40	2440	099	99	520	020	5346	350	99	NHS	Advertising	\$0	\$0	\$0	\$0	\$0
2350	3423	090	40	2440	099	99	520	020	5380	350	99	NHS	Other Services	\$0	\$0	\$0	\$0	\$0
2350	3423	090	40	2110	099	99	520	030	5420	350	99	NHS	Offices Supplies	\$0	\$0	\$0	\$0	\$0
2350	3423	090	40	4220	099	99	520	030	5430	350	99	NHS	R&M Bldgs / Supplies	\$0	\$0	\$0	\$0	\$0
2350	3423	090	40	4110	099	99	520	030	5450	350	99	NHS	Custodial / Supplies	\$0	\$0	\$0	\$0	\$0
2350	3423	090	40	4210	099	99	520	030	5460	350	99	NHS	Groundskeeping/ Supplies	\$0	\$0	\$0	\$0	\$0
2350	3423	090	40	3400	099	99	520	030	5490	350	99	NHS	Food Services/ Supplies	\$0	\$0	\$0	\$0	\$0
2350	3423	090	40	2430	099	99	520	030	5510	350	99	NHS	Educational Supplies	\$0	\$0	\$0	\$0	\$0
2350	3423	090	40	2415	099	99	520	030	5512	350	99	NHS	Teaching Aids/ Clasm Ref	\$386	\$0	\$0	\$237	\$0
2350	3423	090	40	2410	099	99	520	030	5517	350	99	NHS	Textbooks & Workbooks	\$423	\$3,082	\$3,380	\$4,635	\$5,000
2350	3423	090	40	2420	099	99	520	030	5522	350	99	NHS	Instr. Equipment/ Supplies	\$0	\$0	\$0	\$0	\$0
2350	3423	090	40	2453	099	99	520	030	5523	350	99	NHS	A/V Hardware	\$0	\$0	\$0	\$0	\$0
2350	3423	090	40	2455	099	99	520	030	5524	350	99	NHS	Instructional Software	\$0	\$0	\$0	\$0	\$0
2350	3423	090	40	2451	099	99	520	030	5525	350	99	NHS	Instructional Tech. Supplies	\$0	\$0	\$0	\$0	\$0
2350	3423	090	40	2440	099	99	520	030	5580	350	99	NHS	Other Supplies	\$0	\$0	\$0	\$0	\$0
2350	3423	090	40	2357	099	99	520	030	5710	350	99	NHS	In State Travel/ Conferences	\$0	\$0	\$0	\$0	\$0
2350	3423	090	40	2357	099	99	520	030	5720	350	99	NHS	Out of State Travel/ Conferences	\$0	\$0	\$0	\$0	\$0
2350	3423	090	40	2357	099	99	520	030	5730	350	99	NHS	Dues & Memberships	\$0	\$0	\$0	\$0	\$0
2350	3423	090	40	2440	099	99	520	030	5780	350	99	NHS	Other Expenses	\$0	\$0	\$0	\$0	\$0
2350	3423	090	40	7300	099	99	520	200	5850	350	99	NHS	Capital Equip > \$5000 Per Unit	\$0	\$0	\$0	\$0	\$0
2350	3423	090	40	7500	099	99	520	200	5851	350	99	NHS	Motor Vehicles > \$5000 Per Unit	\$0	\$0	\$0	\$0	\$0
2350	3423	090	40	7350	099	99	520	200	5858	350	99	NHS	Capital Tech. > \$5000 Per Unit	\$0	\$0	\$0	\$0	\$0
2350	3423	090	40	7300	099	99	520	200	5870	350	99	NHS	Repl. Equipment> \$5000 Per Unit	\$0	\$0	\$0	\$0	\$0
Subtotal Expenditures													\$809	\$3,082	\$3,380	\$4,872	\$5,000	
Anticipated Ending Fund Bal.													\$8,973	\$8,649	\$2,480	\$5,643	\$643	

* Includes encumbrances.

II. Is any of your ending fund balance designated for a particular purpose? If yes, please explain below.

Revolving Fund FY10 Budget Request

Fund Name:	H.S. Parking Fund (2350-3424)
Fund Manager:	High School Principal
Executive Summary:	Fee Reinstated for FY10 of \$25/Permit (up from \$20)

Fund Description:

This account funds the sale of parking permits to Needham students. Permit fees are used to maintain a safe driving environment at the school by providing adult supervision in the student lots before school, and before and after lunch break. The lot attendant, last hired in FY05, was reinstated in FY09 and will continue in FY10.

Enabling Legislation:

MGL Chapter 71, Section 47.

Critical Issues:

In order to support the ongoing cost of the parking lot attendant in FY10, the permit fee will be reinstated at \$25/permit. The proposed fee represents an increase from the prior fee of \$20, which was last assessed in FY07, following difficulties in recruiting a lot attendant during FY06 and FY07. As a result, student fees accumulated in this fund, and were used in FY08 to plow the lot. The attendant position was filled in FY09, funded by the remaining surplus accumulated fund balance in this account. Since the accumulated surplus now has been depleted (by design), the permit fee must be reinstated at \$25/permit to retain the attendant on an ongoing basis.

Support for District Vision, Mission, Goals, Objectives:

The High School parking promotes the District's goal of *Community* by ensuring a safe driving environment at the school for students, teachers, and the community members.

Description of Revenues:

A total of 150 student parking spaces are available, twice yearly. FY10 budget revenues reflect 150 permits x 2 semesters x \$25/permit, or \$7,500.

	FY06	FY07	FY08	FY09	FY10
Enrollment	300	300	300	300	300
Fee	\$20	\$20	N/A	N/A	\$25

Staffing:

In FY05 a part-time parking attendant was paid \$12/hour, and worked one hour /day for 180 days (\$2,160). Due to difficulties recruiting this position, there was no parking attendant in FY06-FY08. In FY09, the position was reinstated at \$20/hour, and works 1.5 hours/day x 180 student days, or \$5,400.

Expenses:

In addition to salary expenses above, FY10 budget expenses include \$1,200 for permit printing and \$1,000 for signage.

FY10 Proposed Budget:

The FY10 budget is attached.

Revolving Fund Name: NHS Parking Revolving Fund
 Revolving Fund Contact: Paul Richards

													FY07	FY08	FY09	FY09	FY10	
													Actual	Actual	Budget	Proj	Budget	
Revenues																		
<u>Beginning Fund Balance / Carry-Over Revenue from Prior Year</u>																		
2350	3424	000	00	0000	000	00	534	000	0000	000	00		Carry-Over Revenue	\$6,283	\$10,566	\$4,826	\$4,826	\$257
<u>Current Year Revenue Collections</u>																		
2350	3424	000	00	0000	000	00	432	000	0000	000	00		Current Year Revenue Collections	\$4,668	\$26	\$0	\$0	\$7,500
<u>Revenue Collected for Next Fiscal Year</u>																		
2350	3424	000	00	0000	000	00	432	000	0000	000	00		Pre-Collection Next FY Revenue	\$0	\$0	\$0	\$0	\$0
Subtotal Revenues													\$10,951	\$10,581	\$4,826	\$4,826	\$7,757	

													FY07	FY08	FY09	FY09	FY10
													Actual	Actual	Budget	Proj	Budget
Expenditures																	
Fund	Dept	Pgm	Bldg	DOE	Subj	Gr	Act	Object	SchA	Ext	Building	Object Code Description	FY07	FY08	FY09	FY09	FY10
				Fun	Code	Code	Code	Code	Code	Obj			Actual	Actual	Budget	Proj	Budget
2350	3424	080	40	1230	099	99	520	010	5130	350	99	NHS Coaches	\$0	\$0	\$0	\$0	\$0
2350	3424	080	40	2110	099	99	520	010	5110	350	99	NHS Curriculum Dir/ Salary	\$0	\$0	\$0	\$0	\$0
2350	3424	080	40	2120	099	99	520	010	5110	350	99	NHS Dept Head (Non Supv)/ Salary	\$0	\$0	\$0	\$0	\$0
2350	3424	080	40	2220	099	99	520	010	5110	350	99	NHS Curr Ldr/Academic Dept Head/ Sa	\$0	\$0	\$0	\$0	\$0
2350	3424	080	40	2305	099	99	520	010	5110	350	99	NHS Certified Classroom Teacher/ Sala	\$0	\$0	\$0	\$0	\$0
2350	3424	080	40	2310	099	99	520	010	5110	350	99	NHS Certified Teacher Specialist/ Sala	\$0	\$0	\$0	\$0	\$0
2350	3424	080	40	2315	099	99	520	010	5110	350	99	NHS Instr. Coord-Team Leader/ Salary	\$0	\$0	\$0	\$0	\$0
2350	3424	080	40	2320	099	99	520	010	5110	350	99	NHS Medical/Therapeutic/ Salary	\$0	\$0	\$0	\$0	\$0
2350	3424	080	40	2440	099	99	520	010	5110	350	99	NHS Other Instructional	\$0	\$0	\$0	\$0	\$0
2350	3424	080	40	2325	099	99	520	010	5110	350	99	NHS Classroom Subs/ Salary	\$0	\$0	\$0	\$0	\$0
2350	3424	080	40	2440	099	99	520	010	5110	350	99	NHS Instr. Asst - Paraprofessional/ Sala	\$0	\$0	\$0	\$3,400	\$5,400
2350	3424	080	40	2353	099	99	520	010	5110	350	99	NHS Prof Dev Summer/Aft School/ Sal	\$0	\$0	\$0	\$0	\$0
2350	3424	080	40	2355	099	99	520	010	5110	350	99	NHS Prof Dev Subs	\$0	\$0	\$0	\$0	\$0
2350	3424	080	40	2357	099	99	520	010	5110	350	99	NHS Prof Dev School Year/ Salary	\$0	\$0	\$0	\$0	\$0
2350	3424	080	40	2110	099	99	520	010	5110	350	99	NHS Secy to Curr Dir/ Salary	\$0	\$0	\$0	\$0	\$0
2350	3424	080	40	2120	099	99	520	010	5110	350	99	NHS Secy to Dep Head (Non Supv) Sala	\$0	\$0	\$0	\$0	\$0
2350	3424	080	40	2210	099	99	520	010	5110	350	99	NHS Other Building Secy/ Salary	\$0	\$0	\$0	\$0	\$0
2350	3424	080	40	2220	099	99	520	010	5110	350	99	NHS Secy to Acad Dept Head/ Salary	\$0	\$0	\$0	\$0	\$0
2350	3424	080	40	1420	099	99	520	010	5110	350	99	NHS Human Resources & Benefits/ Sal	\$0	\$0	\$0	\$0	\$0
2350	3424	080	40	4110	099	99	520	010	5110	350	99	NHS Custodians/ Salary	\$0	\$0	\$0	\$0	\$0
2350	3424	080	40	5200	099	99	520	010	5110	350	99	NHS Fringe	\$0	\$0	\$0	\$0	\$0
2350	3424	080	40	4220	099	99	520	020	5241	350	99	NHS R&M Bldgs / Services	\$0	\$0	\$0	\$0	\$0
2350	3424	080	40	4210	099	99	520	020	5241	350	99	NHS R&M Grounds / Services	\$0	\$5,000	\$3,000	\$0	\$0
2350	3424	080	40	2451	099	99	520	020	5255	350	99	NHS R&M Technology/ Services	\$0	\$0	\$0	\$0	\$0
2350	3424	080	40	2420	099	99	520	020	5257	350	99	NHS R&M Instr Equip/ Services	\$0	\$0	\$0	\$0	\$0
2350	3424	080	40	5350	099	99	520	020	5270	350	99	NHS Lease Rental/ Services	\$0	\$0	\$0	\$0	\$0
2350	3424	080	40	2440	099	99	520	020	5300	350	99	NHS Professional Technical/ Services	\$0	\$0	\$0	\$0	\$0
2350	3424	080	40	2440	099	99	520	020	5330	350	99	NHS Transportation	\$0	\$0	\$0	\$0	\$0
2350	3424	080	40	2440	099	99	520	020	5341	350	99	NHS Postage	\$0	\$0	\$0	\$0	\$0
2350	3424	080	40	2440	099	99	520	020	5345	350	99	NHS Printing & Binding	\$0	\$755	\$756	\$1,168	\$2,200
2350	3424	080	40	2440	099	99	520	020	5346	350	99	NHS Advertising	\$0	\$0	\$0	\$0	\$0
2350	3424	080	40	2440	099	99	520	020	5380	350	99	NHS Other Services	\$0	\$0	\$0	\$0	\$0
2350	3424	080	40	2110	099	99	520	030	5420	350	99	NHS Offices Supplies	\$0	\$0	\$0	\$0	\$0
2350	3424	080	40	4220	099	99	520	030	5430	350	99	NHS R&M Bldgs / Supplies	\$0	\$0	\$0	\$0	\$0
2350	3424	080	40	4110	099	99	520	030	5450	350	99	NHS Custodial / Supplies	\$0	\$0	\$0	\$0	\$0
2350	3424	080	40	4210	099	99	520	030	5460	350	99	NHS Groundskeeping/ Supplies	\$0	\$0	\$0	\$0	\$0
2350	3424	080	40	3400	099	99	520	030	5490	350	99	NHS Food Services/ Supplies	\$0	\$0	\$0	\$0	\$0
2350	3424	080	40	2430	099	99	520	030	5510	350	99	NHS Educational Supplies	\$0	\$0	\$0	\$0	\$0
2350	3424	080	40	2415	099	99	520	030	5512	350	99	NHS Teaching Aids/ Clasm Ref	\$0	\$0	\$0	\$0	\$0
2350	3424	080	40	2410	099	99	520	030	5517	350	99	NHS Textbooks & Workbooks	\$0	\$0	\$0	\$0	\$0
2350	3424	080	40	2420	099	99	520	030	5522	350	99	NHS Instr. Equipment/ Supplies	\$0	\$0	\$0	\$0	\$0
2350	3424	080	40	2453	099	99	520	030	5523	350	99	NHS A/V Hardware	\$0	\$0	\$0	\$0	\$0
2350	3424	080	40	2455	099	99	520	030	5524	350	99	NHS Instructional Software	\$0	\$0	\$0	\$0	\$0
2350	3424	080	40	2451	099	99	520	030	5525	350	99	NHS Instructional Tech. Supplies	\$0	\$0	\$0	\$0	\$0
2350	3424	080	40	2440	099	99	520	030	5580	350	99	NHS Other Supplies	\$395	\$0	\$0	\$0	\$0
2350	3424	080	40	2357	099	99	520	030	5710	350	99	NHS In State Travel/ Conferences	\$0	\$0	\$0	\$0	\$0
2350	3424	080	40	2357	099	99	520	030	5720	350	99	NHS Out of State Travel/ Conferences	\$0	\$0	\$0	\$0	\$0
2350	3424	080	40	2357	099	99	520	030	5730	350	99	NHS Dues & Memberships	\$0	\$0	\$0	\$0	\$0
2350	3424	080	40	2440	099	99	520	030	5780	350	99	NHS Other Expenses	\$0	\$0	\$0	\$0	\$0
2350	3424	080	40	7300	099	99	520	200	5850	350	99	NHS Capital Equip > \$5000 Per Unit	\$0	\$0	\$0	\$0	\$0
2350	3424	080	40	7500	099	99	520	200	5851	350	99	NHS Motor Vehicles > \$5000 Per Unit	\$0	\$0	\$0	\$0	\$0
2350	3424	080	40	7350	099	99	520	200	5856	350	99	NHS Capital Tech > \$5000 Per Unit	\$0	\$0	\$0	\$0	\$0
2350	3424	080	40	7300	099	99	520	200	5870	350	99	NHS Repl. Equipment> \$5000 Per Unit	\$0	\$0	\$0	\$0	\$0
Subtotal Expenditures													\$395	\$5,765	\$3,756	\$4,568	\$7,600
Anticipated Ending Fund Bal.													\$10,556	\$4,826	\$1,069	\$257	\$157

* Includes encumbrances.

II. Is any of your ending fund balance designated for a particular purpose? If yes, please explain below.

This page is intentionally blank.

Revolving Fund FY10 Budget Request

Fund Name:	High School Non-Resident Tuition Program (2350-3425)
Fund Manager:	High School Principal
Executive Summary:	Fee Based on Adopted Budget Per Pupil: \$8,620 (up from \$8,464)

Fund Description:

This account funds the expenses of non-resident, regular education students who enroll in Needham Public Schools. Non-resident students typically are international students traveling on an I-20 student visa, and who are living in Needham for the express purpose of attending Needham Schools. In FY09, two non-resident students paid the per-student fee of \$8,464. The School Committee typically waives this fee for international students participating in formal exchange programs such as A.F.S.

Critical Issues:

Fee revenues collected during FY09 and FY10 will be used, in part, to offset reductions to High School educational supply accounts in FY10 (\$15,000.) Remaining funds will be held until FY11, to offset reductions in that fiscal year as well.

Support for District Vision, Mission, Goals, Objectives:

This program supports the District's infrastructure goal (Goal 4.)

Description of Revenues:

Two fee-paying students enrolled in FY09. In FY10, there is the possibility that one student will enroll from Brazil. The annual fee of \$8,620 is based on total budgeted operating expenses, divided by the September 1 projected enrollment, and is updated annually.

	FY03	FY04	FY05	FY06	FY07	FY08	FY09	FY10
Fee Paying Stud	1	0	0	0	0	0	2	1 (bud)
Fee	\$6,300	\$7,255	\$7,255	\$7,400	\$7,545	\$7,875	\$8,464	\$8,620

Staffing:

There are no staff funded directly by this program.

Expenses:

Expenses support the instruction of the non-resident student, and can include teacher salaries, classroom expenses and/or other related items.

FY10 Proposed Budget:

The FY10 proposed budget of the High School Non-Resident Tuition Program is presented as Attachment A.

Revolving Fund Name NHS Non-Resident Tuition Revolving Fund
 Revolving Fund Cont# Paul Richards

													FY07	FY08	FY09	FY09	FY10	
													Actual	Actual	Budget	Proj	Budget	
Revenues																		
Beginning Fund Balance (Carry-Over Revenue from Prior Year)																		
2350	3425	000	00	0000	000	00	534	000	0000	000	00		Carry-Over Revenue	\$1,840	\$211	\$211	\$211	\$15,862
Current Year Revenue Collections																		
2350	3425	000	00	0000	000	00	432	000	0000	000	00		Current Year Revenue Collections	\$0	\$0	\$16,928	\$16,928	\$8,620
Revenue Collected for Next Fiscal Year																		
2350	3425	000	00	0000	000	00	432	000	0000	000	00		Pre-Collection Next FY Revenue	\$0	\$0	\$0	\$0	\$0
Subtotal Revenues													\$1,840	\$211	\$17,139	\$17,139	\$24,482	

Expenditures													FY07	FY08	FY09	FY09	FY10	
													Actual	Actual	Budget	Proj	Budget	
Fund	Dept	Pam	Bldg	DOE Fun	Subj Code	Gr Code	Act Code	TM	Object Code	SchA Code	Ext Obj	Building	Object Code Description					
2350	3425	080	40	1230	099	99	520	010	5130	350	99	NHS	Coaches	\$0	\$0	\$0	\$0	\$0
2350	3425	090	40	2110	099	99	520	010	5110	350	99	NHS	Curriculum Dir/ Salary	\$0	\$0	\$0	\$0	\$0
2350	3425	080	40	2120	099	99	520	010	5110	350	99	NHS	Dept Head (Non Supv)/ Salary	\$0	\$0	\$0	\$0	\$0
2350	3425	080	40	2220	099	99	520	010	5110	350	99	NHS	Curr Ldr/Academic Dept Head/ Sal	\$0	\$0	\$0	\$0	\$0
2350	3425	090	40	2305	099	99	520	010	5110	350	99	NHS	Certified Classroom Teacher/ Sala	\$0	\$0	\$0	\$0	\$0
2350	3425	090	40	2310	099	99	520	010	5110	350	99	NHS	Certified Teacher Specialist/ Salar	\$0	\$0	\$0	\$0	\$0
2350	3425	090	40	2315	099	99	520	010	5110	350	99	NHS	Instr. Coord-Team Leader/ Salary	\$0	\$0	\$0	\$0	\$0
2350	3425	090	40	2320	099	99	520	010	5110	350	99	NHS	Medical/Therapeutic/ Salary	\$0	\$0	\$0	\$0	\$0
2350	3425	090	40	2440	099	99	520	010	5110	350	99	NHS	Other Instructional	\$0	\$0	\$0	\$0	\$0
2350	3425	090	40	2325	099	99	520	010	5110	350	99	NHS	Classroom Subs/ Salary	\$0	\$0	\$0	\$0	\$0
2350	3425	090	40	2330	099	99	520	010	5110	350	99	NHS	Instr. Asst - Paraprofessional/ Sala	\$0	\$0	\$0	\$0	\$0
2350	3425	090	40	2353	099	99	520	010	5110	350	99	NHS	Prof Dev Summer/Altr School/ Sal	\$0	\$0	\$0	\$0	\$0
2350	3425	090	40	2355	099	99	520	010	5110	350	99	NHS	Prof Dev Subs	\$0	\$0	\$0	\$0	\$0
2350	3425	090	40	2357	099	99	520	010	5110	350	99	NHS	Prof Dev School Year/ Salary	\$0	\$0	\$0	\$0	\$0
2350	3425	090	40	2110	099	99	520	010	5110	350	99	NHS	Secy to Curr Dir/ Salary	\$0	\$0	\$0	\$0	\$0
2350	3425	090	40	2120	099	99	520	010	5110	350	99	NHS	Secy to Dep Head (Non Sup)/ Sala	\$0	\$0	\$0	\$0	\$0
2350	3425	090	40	2210	099	99	520	010	5110	350	99	NHS	Other Building Secy/ Salary	\$0	\$0	\$0	\$0	\$0
2350	3425	090	40	2220	099	99	520	010	5110	350	99	NHS	Secy to Acad Dept Head/ Salary	\$0	\$0	\$0	\$0	\$0
2350	3425	090	40	1420	099	99	520	010	5110	350	99	NHS	Human Resources & Benefits/ Sal	\$0	\$0	\$0	\$0	\$0
2350	3425	090	40	4110	099	99	520	010	5110	350	99	NHS	Custodians/ Salary	\$0	\$0	\$0	\$0	\$0
2350	3425	090	40	5200	099	99	520	010	5110	350	99	NHS	Fringe	\$0	\$0	\$0	\$0	\$0
2350	3425	090	40	4220	099	99	520	020	5241	350	99	NHS	R&M Bldgs / Services	\$0	\$0	\$0	\$0	\$0
2350	3425	090	40	4210	099	99	520	020	5241	350	99	NHS	R&M Grounds / Services	\$0	\$0	\$0	\$0	\$0
2350	3425	090	40	2451	099	99	520	020	5255	350	99	NHS	R&M Technology/ Services	\$0	\$0	\$0	\$0	\$0
2350	3425	090	40	2420	099	99	520	020	5257	350	99	NHS	R&M Instr Equip/ Services	\$0	\$0	\$0	\$0	\$0
2350	3425	090	40	5350	099	99	520	020	5270	350	99	NHS	Lease Rental/ Services	\$0	\$0	\$0	\$0	\$0
2350	3425	090	40	2440	099	99	520	020	5300	350	99	NHS	Professional Technical/ Services	\$0	\$0	\$0	\$0	\$0
2350	3425	090	40	2440	099	99	520	020	5330	350	99	NHS	Transportation	\$0	\$0	\$0	\$0	\$0
2350	3425	090	40	2440	099	99	520	020	5341	350	99	NHS	Postage	\$0	\$0	\$0	\$0	\$0
2350	3425	090	40	2440	099	99	520	020	5345	350	99	NHS	Printing & Binding	\$0	\$0	\$0	\$0	\$0
2350	3425	090	40	2440	099	99	520	020	5346	350	99	NHS	Advertising	\$0	\$0	\$0	\$0	\$0
2350	3425	090	40	2440	099	99	520	020	5380	350	99	NHS	Other Services	\$1,544	\$0	\$0	\$0	\$0
2350	3425	090	40	2110	099	99	520	030	5420	350	99	NHS	Offices Supplies	\$0	\$0	\$0	\$0	\$0
2350	3425	090	40	4220	099	99	520	030	5430	350	99	NHS	R&M Bldgs / Supplies	\$0	\$0	\$0	\$0	\$0
2350	3425	090	40	4110	099	99	520	030	5450	350	99	NHS	Custodial / Supplies	\$0	\$0	\$0	\$0	\$0
2350	3425	090	40	4210	099	99	520	030	5460	350	99	NHS	Groundskeeping/ Supplies	\$0	\$0	\$0	\$0	\$0
2350	3425	090	40	3400	099	99	520	030	5490	350	99	NHS	Food Services/ Supplies	\$0	\$0	\$0	\$0	\$0
2350	3425	090	40	2430	099	99	520	030	5510	350	99	NHS	Educational Supplies	\$0	\$0	\$16,928	\$0	\$15,000
2350	3425	090	40	2415	099	99	520	030	5512	350	99	NHS	Teaching Aids/ Clsm Ref	\$0	\$0	\$0	\$0	\$0
2350	3425	090	40	2410	099	99	520	030	5517	350	99	NHS	Textbooks & Workbooks	\$85	\$0	\$0	\$0	\$0
2350	3425	090	40	2420	099	99	520	030	5522	350	99	NHS	Instr. Equipment/ Supplies	\$0	\$0	\$0	\$0	\$0
2350	3425	090	40	2453	099	99	520	030	5523	350	99	NHS	A/V Hardware	\$0	\$0	\$0	\$0	\$0
2350	3425	090	40	2455	099	99	520	030	5524	350	99	NHS	Instructional Software	\$0	\$0	\$0	\$0	\$0
2350	3425	090	40	2451	099	99	520	030	5525	350	99	NHS	Instructional Tech. Supplies	\$0	\$0	\$0	\$0	\$0
2350	3425	090	40	2440	099	99	520	030	5580	350	99	NHS	Other Supplies	\$0	\$0	\$0	\$0	\$0
2350	3425	090	40	2357	099	99	520	030	5710	350	99	NHS	In State Travel/ Conferences	\$0	\$0	\$0	\$0	\$0
2350	3425	090	40	2357	099	99	520	030	5720	350	99	NHS	Out of State Travel/ Conferences	\$0	\$0	\$0	\$0	\$0
2350	3425	090	40	2357	099	99	520	030	5730	350	99	NHS	Dues & Memberships	\$0	\$0	\$0	\$1,277	\$0
2350	3425	090	40	2440	099	99	520	030	5780	350	99	NHS	Other Expenses	\$0	\$0	\$0	\$0	\$0
2350	3425	090	40	7300	099	99	520	200	5850	350	99	NHS	Capital Equip > \$5000 Per Unit	\$0	\$0	\$0	\$0	\$0
2350	3425	090	40	7500	099	99	520	200	5851	350	99	NHS	Motor Vehicles > \$5000 Per Unit	\$0	\$0	\$0	\$0	\$0
2350	3425	090	40	7350	099	99	520	200	5856	350	99	NHS	Capital Tech. > \$5000 Per Unit	\$0	\$0	\$0	\$0	\$0
2350	3425	090	40	7300	099	99	520	200	5870	350	99	NHS	Repl. Equipment > \$5000 Per Unit	\$0	\$0	\$0	\$0	\$0
Subtotal Expenditures													\$1,629	\$0	\$16,928	\$1,277	\$15,000	
Anticipated Ending Fund Bal.													\$211	\$211	\$211	\$15,862	\$9,482	

* Includes encumbrances.

II. Is any of your ending fund balance designated for a particular purpose? If yes, please explain below.

Revolving Fund FY10 Budget Request

Fund Name:	SPED Agency Tuition (2350-3532)
Fund Manager:	Director of Student Development
Executive Summary:	No Activity Planned for FY10

Fund Description:

The SPED tuition agency account was established to execute settlement agreements, which require Needham Public Schools to pay out-of-district tuition expense for Needham students, which will be reimbursed subsequently by parents. In the current year, Needham pays, and is reimbursed for, a portion of the tuition for two students to attend Carroll School.

Enabling Legislation:

M.G.L. Chapter 71, Section 71F.

Critical Issues:

The settlement agreements for the two students attending Carroll School, which requires Needham to pay part of the tuition expense, and be later reimbursed by the parents, end in FY10. Although no activity is expected in this program for FY10, the fund will remain active pending future settlement agreements.

Support for District Vision, Mission, Goals, Objectives:

The activities of this account support District Goal #1, related to standards-based learning.

Description of Revenues:

Program fees represent the 'pass through' out-of-district tuition expense, which parents are required to reimburse Needham Schools for. In FY10, no activity in this fund is anticipated.

Staffing:

No staff expenses are paid by this fund.

Expenses:

Program expenses represent 'pass through' out-of-district tuition expense.

FY10 Proposed Budget:

The FY10 budget is attached for the SPED agency tuition account.

Revolving Fund Name: SPED Out-of-District Tuition Revolving Fund
 Revolving Fund Code: Christine Brumbach

														FY07	FY08	FY09	FY09	FY10
														Actual	Actual	Budget	Proj	Budget
Revenues																		
<u>Beginning Fund Balance (Carry-Over Revenue from Prior Year)</u>																		
2350	3532	000	00	0000	000	00	534	000	0000	000	00		Carry-Over Revenue	\$0	-\$2,216	\$0	\$283	\$283
<u>Current Year Revenue Collections</u>																		
2350	3532	000	00	0000	000	00	432	000	0000	000	00		Current Year Revenue Collections	\$47,762	\$49,381	\$48,460	\$48,460	\$0
<u>Revenue Collected for Next Fiscal Year</u>																		
2350	3532	000	00	0000	000	00	432	000	0000	000	00		Pre-Collection Next FY Revenue	\$0	\$0	\$0	\$0	\$0
Subtotal Revenues														\$47,762	\$47,165	\$48,460	\$48,744	\$283
Expenditures																		
Fund	Dept	Pgm	Bldg	DOE Fun	Subj Code	Gr Code	Act Code	TM	Object Code	SchA Code	Ext Obj	Building	Object Code Description	FY07 Actual	FY08 Actual	FY09 Budget	FY09 Proj	FY10 Budget
2350	3532	090	10	9200	099	99	520	020	5320	350	04	District	Tuition	\$0	\$0	\$0	\$0	\$0
2350	3532	090	10	9300	099	99	520	020	5320	350	04	District	Tuition	\$49,978	\$46,882	\$48,460	\$48,460	\$0
Subtotal Expenditures														\$49,978	\$46,882	\$48,460	\$48,460	\$0
Anticipated Ending Fund Bal.														-\$2,216	\$283	\$0	\$283	\$283

* Includes encumbrances.

II. Is any of your ending fund balance designated for a particular purpose? If yes, please explain below.

Revolving Fund FY10 Budget Request

Fund Name:	SPED Non-Resident Tuition (2350-3533)
Fund Manager:	Director of Student Development
Executive Summary:	New Tuition-in Student for STRIVE Program; Fees based on Prorated Program Costs

Fund Description:

The SPED non-resident tuition account provides programming to special education youths from other districts, who enroll in Needham SPED programs on a tuition-in basis. These tuitions offset program expenses and increase the cohort group around which in-district services may be organized. For FY10, two out-of-district students are expected to enroll in the Needham High School STRIVE program, and one out-of-district student will enroll in the Broadmeadow Specialized Learning Program (SLC).

Enabling Legislation:

M.G.L. Chapter 71, Section 71F.

Critical Issues:

Two special needs students will attend the High School's STRIVE Program on a tuition-in basis in September, including one student from Westwood who attended the STRIVE program last year, and one new student from Medfield. Thirteen students will attend the program in FY10 (up from 11 in FY09), including the two tuitioned-in students. Program fees will be used to hire an additional TA and defray program costs. The proposed fee to attend this program is \$42,915 for the student from Westwood, and \$40,690 for the student from Medfield, which represents an increase from the current year fee of \$32,545, based on anticipated program expenses.

The Broadmeadow SLC currently enrolls one tuition-in student from Sherborn. The program is designed for students with severe social, emotional, and behavioral difficulties. A total of six students will attend the program in FY10 (up from five in the current year), including the tuition-in student. Program fees are used to defray program costs. The proposed fee to attend this program is \$33,410, which represents a slight increase from the current-year fee of \$33,152.

For FY10, benefit expenses associated with the STRIVE and SLC programs are included in the fee, and will be passed through to the Town, to offset the benefit costs of program staff members.

Support for District Vision, Mission, Goals, Objectives:

The activities of this account support District Goal #1, related to standards-based learning.

Description of Revenues:

Program fees are calculated, based on the attached charts, and reflect prorated program costs.

Staffing:

This program pays the salary of several staff members, including 3.0 TA's for the STRIVE program (one of whom is new, and two of whom are existing staff members – the second fee allows Needham to offset one

additional TA salary in FY10.) Additionally, the program pays the following staff members in the SLC program: a 0.23 FTE Program Specialist (down from 0.55 in the current year) and a 0.2 FTE Guidance Counselor. A total of \$16,196 is budgeted to offset benefit costs associated with the aforementioned staff members.

FTE	FY08 Actual	FY09 Budget	FY10 Request	FY10 Recomm	Inc/(Dec)
Admin					
Teachers	0.7	0.2	0.2	0.2	
Aides	1.55	1.55	3.23	3.23	1.68
Clerical					
Total	2.25	1.75	3.43	3.43	1.68

Expenses:

In addition to the aforementioned staff members, the program budgets \$1,424 in educational supplies for the STRIVE Program and \$529 in educational supplies for the SLC Program.

FY10 Proposed Budget:

The FY10 budget is attached for the SPED non-resident tuition account.

Revolving Fund Name: SPED Non-Resident Student Tuition Revolving Fund
 Revolving Fund Code: Christine Brumbach

													FY07	FY08	FY08	FY09	FY10	
													Actual	Actual	Budget	Proj	Budget	
Revenues																		
<u>Beginning Fund Balance (Carry-Over Revenue from Prior Year)</u>																		
2350	3533	000	00	0000	000	00	534	000	0000	000	00		Carry-Over Revenue	\$1	\$496	\$0	\$184	\$414
<u>Current Year Revenue Collections</u>																		
2350	3533	000	00	0000	000	00	432	000	0000	000	00		Current Year Revenue Collections	\$99,176	\$119,034	\$65,927	\$65,927	\$117,015
<u>Revenue Collected for Next Fiscal Year</u>																		
2350	3533	000	00	0000	000	00	432	000	0000	000	00		Pre-Collection Next FY Revenue	\$0	\$0	\$0	\$0	\$0
Subtotal Revenues													\$99,177	\$119,530	\$65,927	\$66,111	\$117,429	
Expenditures																		
Fund	Dept	Pgm	Bldg	DOE Fun	Subj Code	Gr Code	Act Code	TM	Object Code	SchA Code	Ext Obj	Building	Object Code Description	FY07 Actual	FY08 Actual	FY09 Budget	FY09 Proj	FY10 Budget
2350	3533	075	10	2310	099	99	520	010	5110	350	01	District	Certified Teacher Specialist/ Salary	\$27,807	\$0	\$0	\$0	\$0
2350	3533	075	10	2710	099	99	520	010	5110	350	01	District	Guidance/ Salary	\$18,556	\$0	\$0	\$0	\$0
2350	3533	075	10	2330	099	99	520	010	5110	350	03	District	Instr. Asst - Paraprofessional/ Sala	\$52,319	\$0	\$0	\$0	\$0
2350	3533	075	21	2310	099	99	520	010	5110	350	01	Broadmeadow	Certified Teacher Specialist/ Salary	\$0	\$0	\$15,602	\$0	\$0
2350	3533	075	21	2320	099	99	520	010	5110	350	01	Broadmeadow	Medical/Therapeutic/ Salary	\$0	\$1,490	\$1,293	\$0	\$0
2350	3533	075	21	2710	099	99	520	010	5110	350	01	Broadmeadow	Guidance/ Salary	\$0	\$15,734	\$4,179	\$16,642	\$16,985
2350	3533	075	21	2325	099	99	520	010	5110	350	03	Broadmeadow	Classroom Subst/ Salary	\$0	\$0	\$0	\$0	\$0
2350	3533	075	21	2330	099	99	520	010	5110	350	03	Broadmeadow	Instr. Asst - Paraprofessional/ Sala	\$0	\$21,604	\$12,076	\$16,510	\$9,140
2350	3533	075	21	5200	099	99	520	010	5110	350	99	Broadmeadow	Fringe	\$0	\$0	\$0	\$0	\$8,754
2350	3533	075	21	2430	099	99	520	030	5510	350	05	Broadmeadow	Educational Supplies	\$0	\$0	\$0	\$0	\$629
2350	3533	075	22	2330	099	99	520	010	5110	350	03	Eliot	Instr. Asst - Paraprofessional/ Sala	\$0	\$33,738	\$0	\$0	\$0
2350	3533	075	30	2310	099	99	520	010	5110	350	01	Pollard	Certified Teacher Specialist/ Salary	\$0	\$37,116	\$0	\$0	\$0
2350	3533	075	40	2310	099	99	520	010	5110	350	99	NHS	Certified Teacher Specialist/ Salary	\$0	\$0	\$8,150	\$0	\$0
2350	3533	075	40	2320	099	99	520	010	5110	350	99	NHS	Medical/Therapeutic/ Salary	\$0	\$0	\$2,117	\$0	\$0
2350	3533	075	40	2330	099	99	520	010	5110	350	99	NHS	Instr. Asst - Paraprofessional/ Sala	\$0	\$7,042	\$21,280	\$32,545	\$72,736
2350	3533	075	40	5200	099	99	520	010	5110	350	99	NHS	Fringe	\$0	\$0	\$0	\$0	\$9,442
2350	3533	075	40	2430	099	99	520	030	5510	350	99	NHS	Educational Supplies	\$0	\$2,622	\$0	\$0	\$1,424
Subtotal Expenditures													\$98,681	\$119,346	\$65,924	\$65,697	\$117,010	
Anticipated Ending Fund Bal.													\$496	\$184	\$3	\$414	\$419	

* Includes encumbrances.

II. Is any of your ending fund balance designated for a particular purpose? If yes, please explain below.

This page is intentionally blank.

Revolving Fund FY10 Budget Request

Fund Name:	Preschool (2350-3610)
Fund Manager:	Preschool Director
Executive Summary:	Fee Unchanged, Change in Program Offerings

Budget Overview:

This account funds the Integrated Preschool Program provided on a fee-basis to typically developing youngsters at Newman Elementary School. The Preschool Program provides services to 3, 4, and 5 year olds, 3 or 4 days per week for 2.5 hours/day, in the morning and afternoons. Morning programs run from 9-11:30/10-12:30 and afternoon programs run from 12:30-3:00. Beginning in FY09, extended day and "lunch bunch" were added. The Extended Day Program lengthened the school day for students to full-time for two or four days per week. Lunch bunch is a supervised lunch program from 11:30-12:30 each day for students enrolled in the morning sessions.

A total of 72 children are enrolled in the Preschool for FY09, which includes 33 special needs children and 39 typically-developing children. The special needs population receives mandated special education services free of charge from the Needham Public Schools. The remaining children are "typically" developing children from the community, who pay tuition to attend the program. Preschool services for special education youngsters are funded through a combination of regular school operating budget and grant accounts (including the federal early childhood and special education entitlement (94-142) grants.)

Enabling Legislation:

M.G.L. Chapter 71 Section 47

Revolving Fund Staffing:

The Preschool is staffed by a total of 1.0 FTE Coordinator, 8.13 FTE teachers, a 0.5 FTE Nurse, 8.74 FTE and a 0.8 FTE secretary. This complement includes the Superintendent's recommendation that a 0.6 FTE aide be added to the operating budget, and that a 0.5 FTE teacher be converted to continue full-time funding for the Coordinator position. Of these staff members, the revolving fund supports the following staff members:

FTE	FY08 Actual	FY09 Budget	FY10 Request	FY10 Recomm	Inc/(Dec)
Admin					
Teachers	0.88	0.85	0.85	0.85	
Aides	3.6	3.29	1.6	1.6	(1.69)*
Clerical	0.4	0.4	0.6	0.6	0.2
Total	4.88	4.54	3.05	3.05	(1.49)

* The 1.69 FTE reduction for FY10 reflects the fact that a full-time program specialist position planned for FY09 was not filled, that a 0.69 FTE aide position was expanded to 0.8 FTE, and that a 0.8 FTE program specialist position was shifted to the 94-142 grant.

Critical Issues:

A critical issue for this program is the growth in special needs enrollment and the continued increase in numbers of children with significant disabilities, referred from the DPH-funded Early Intervention Program. The FY09

budget provided for the expanded programming required to meet this need, including the addition of a fifth preschool classroom, as well as teaching and aide staff. It is hoped that these changes will lead to better, and more effective early childhood programming, that will help to avoid expensive out of district placements, as the child grows older.

However, enrollment in the preschool program has not met expectations in support of this expanded programming. In FY09, a total of 40 typically-developing children had been expected, including; 24 attending 4-days per week, 8 attending 3-days per week and 8 enrolled full-time, 4-days per week. To date, only 36 children have enrolled for FY09, including: 28 attending 4-days per week and 8 attending 3-days per week. No students have signed up for the full-day option. Extended day and lunch bunch programs have generated only \$23,592 in additional revenue, compared to expected receipts of \$61,850, based on lower than anticipated enrollment.

For FY10, we continue to experiment with program options designed to meet student needs and boost enrollment. The following program options are proposed: three and four-day morning programs @ 2.5 hours/day, a four-day afternoon program @ 2.5 hours/day, lunch bunch and a new summer services component. The summer services program proposes to serve up to 22 children enrolled in three six-week classes, Monday through Thursday, from 9:00 – 12:00.

Support for District Vision, Mission, Goals and Objectives:

The Preschool Program promotes District's goal of providing standards-based education for students (Goal 1) and promoting student wellness/social emotional learning (Goal 2.)

Description of Revenues:

Given past difficulties in filling preschool slots, FY10 revenues are based on a conservative projection of enrollment in FY10 programs, which generates revenue more or less equivalent to that collected in the current year. (As evident in the chart below, FY10 revenues are based on 37 school-year registrations and 9 summer placements. The Preschool has the capacity for up to 54 school-year enrollments and 22 summer placements.)

Fees for the four day program are proposed to remain the same @ \$3,900 for the morning program and \$3,700 for afternoon (reflecting a \$200 rebate for early release days.) Fees for the three-day program are prorated at \$2,925, the same as FY09. The summer program fee is proposed to be \$600 per child (6 weeks x 4 days/week x \$25/day.)

Projected Revenue FY10:

	FY09 Budget Enrollment	Fee Per Student	FY09 Projected Revenue	FY09 Actual Enrollment	Fee Per Student	FY09 Projected Revenue	FY10 Potential Enrollment	Conservative Enrollment	Fee Per Student	FY10 Projected Revenue
<i>School Year</i>										
3 Day/Wk AM	7	\$2,925	\$20,475	8	\$2,925	\$23,400	14	7	\$2,925	\$20,475
4 Day/Wk AM	26	\$3,900	\$101,400	11	\$3,900	\$40,522	16	8	\$3,900	\$31,200
4 Day/Wk PM	0	\$3,700	\$0	17	\$3,700	\$62,900	24	22	\$3,700	\$81,400
Early Release Rebate	0	\$0	(\$2,880)	0	\$0	\$801	0	0	\$0	\$0
	33		\$118,995	36		\$127,623	54	37		\$133,075
<i>Summer</i>										
I: 36 Days, 3 Hrs/Day			\$0			\$0	6	3	\$600	\$1,800
II: 36 Days, 3 Hrs/Day			\$0			\$0	8	3	\$600	\$1,800
III: 36 Days, 3 Hrs/Day			\$0			\$0	8	3	\$600	\$1,800
			\$0			\$0	22	9		\$5,400
Lunch Bunch			\$34,560			\$10,110				\$10,110
Extended Day			\$27,292			\$13,482				\$0
Total			\$180,847			\$151,215				\$148,585

Projected Enrollment (School Year):

	FY03	FY04	FY05	FY06	FY07	FY08	FY09	FY10
Enrollment	36	39	44	45	47	40	34	37
Fee	\$2,100	\$2,600	\$3,000	\$3,000	\$3,600	\$3,600	\$3,900	\$3,900

Total projected revenue for FY10, based on the above assumptions, is: \$148,585, a decrease of \$2,630 from projected current year receipts.

Additionally, approximately \$19,334 in carry-over funds are expected to accumulate in this fund by the end of FY09, and will carry forward as revenue into FY10.

Fees remain competitive with comparable preschools:

Preschool	Hourly Rate for 3 Days	Number Hrs Per Day	Hourly Rate for 4 Days	Number Hrs Per Day	Hourly Rate for 5 Days	Number Hrs Per Day
Preschool	10.83	2.5	10.83	2.5	N/A	
Noah's Ark	11.11	3	10.42	3	N/A	
Temple Beth Shalom	15.60	3.25			8.89	5

Expenses:

Expenditures include \$137,869 in salary expense, reflecting contractual salary costs of the 3.05 FTE staff members recommended above for FY10. (A full-time program specialist, budgeted in the revolving fund in FY09, was shifted to the 94-142 grant during the current year, and will continue in the grant during FY10.) Additionally, a total of four aides, working six weeks for four hours/day, four days per week are assumed for the summer program. A total of \$4,500 in educational supplies also are assumed.

Ending Fund Balance:

Ending fund balance of \$25,550 is projected in FY10, which reflects 1.8 months operating reserves, for cash flow purposes and unexpected changes in enrollment.

FY10 Proposed Budget:

The line-item budget of the Preschool Revolving Fund is presented as Attachment A.

Revolving Fund Name	Preschool Revolving Fund
Revolving Fund Contact	Christine Brumbach

												FY07	FY08	FY09	FY09	FY10	
												Actual	Actual	Budget	Proj	Budget	
Revenues																	
Beginning Fund Balance / Carry-Over Revenue from Prior Year																	
2350	3610	000	00	0000	000	00	534	000	0000	000	00	Carry-Over Revenue	\$24,277	\$64,244	\$2,155	\$2,153	\$19,334
Current Year Revenue Collections																	
2350	3610	000	00	0000	000	00	432	000	0000	000	00	Current Year Revenue Collections	\$157,696	\$127,433	\$180,847	\$151,215	\$148,585
Revenue Collected for Next Fiscal Year																	
2350	3610	000	00	0000	000	00	432	000	0000	000	00	Pre-Collection Next FY Revenue	\$0	\$0	\$0	\$0	\$0
Subtotal Revenues												\$181,973	\$191,677	\$183,002	\$153,368	\$167,919	
Expenditures																	
Fund	Dept	Pam	Bldg	DOE	Subj	Gr	Act	Object	SchA	Ext	Building	Object Code Description	FY07	FY08	FY09	FY09	FY10
				Fun	Code	Code	Code	Code	Code	Obj			Actual	Actual	Budget	Proj	Budget
2350	3610	080	50	1230	010	090	99	520	5110	350	01	Preschool Central Admin/ Salary	\$0	\$0	\$0	\$0	\$0
2350	3610	080	50	2110	010	090	99	520	5110	350	01	Preschool Curriculum Dev/ Salary	\$0	\$0	\$0	\$0	\$0
2350	3610	080	50	2120	010	090	99	520	5110	350	01	Preschool Dept Head (Non Supv)/ Salary	\$0	\$0	\$0	\$0	\$0
2350	3610	080	50	2220	010	090	99	520	5110	350	01	Preschool Curr Ldr/Academic Dept Head/ Sa	\$0	\$0	\$0	\$0	\$0
2350	3610	080	50	2305	010	090	99	520	5110	350	01	Preschool Certified Classroom Teacher/ Sala	\$39,021	\$47,879	\$50,241	\$50,241	\$51,685
2350	3610	080	50	2310	010	090	99	520	5110	350	01	Preschool Certified Teacher Specialist/ Sala	\$0	\$0	\$0	\$0	\$0
2350	3610	080	50	2315	010	090	99	520	5110	350	01	Preschool Instr. Coord-Team Leader/ Salary	\$0	\$0	\$0	\$0	\$0
2350	3610	080	50	3200	010	090	99	520	5110	350	01	Preschool Nurses/ Salary	\$14,555	\$17,878	\$16,509	\$16,509	\$18,462
2350	3610	080	50	2440	010	090	99	520	5110	350	01	Preschool Other Instructional	\$0	\$0	\$0	\$0	\$0
2350	3610	080	50	2325	010	090	99	520	5110	350	03	Preschool Classroom Subs/ Salary	\$0	\$0	\$0	\$0	\$0
2350	3610	080	50	2330	010	090	99	520	5110	350	03	Preschool Instr. Asst - Paraprofessional/ Sala	\$55,735	\$105,771	\$104,282	\$41,980	\$50,246
2350	3610	080	50	2353	010	090	99	520	5110	350	01	Preschool Prof Dev Summer/Aft School/ Sal	\$0	\$0	\$0	\$0	\$0
2350	3610	080	50	2355	010	090	99	520	5110	350	03	Preschool Prof Dev Subs	\$0	\$0	\$0	\$0	\$0
2350	3610	080	50	2357	010	090	99	520	5110	350	01	Preschool Prof Dev School Year/ Salary	\$0	\$0	\$0	\$0	\$0
2350	3610	080	50	2110	010	090	99	520	5110	350	02	Preschool Secy to Curr Dir/ Salary	\$0	\$0	\$0	\$0	\$0
2350	3610	080	50	2120	010	090	99	520	5110	350	02	Preschool Secy to Dep Head (Non Sup)/ Sala	\$0	\$0	\$0	\$0	\$0
2350	3610	080	50	2210	010	090	99	520	5110	350	02	Preschool Other Building Secy/ Salary	\$8,595	\$8,285	\$10,911	\$15,955	\$17,478
2350	3610	080	50	2220	010	090	99	520	5110	350	02	Preschool Secy to Acad Dept Head/ Salary	\$0	\$0	\$0	\$0	\$0
2350	3610	080	50	1420	010	090	99	520	5110	350	02	Preschool Human Resources & Benefits/ Sal	\$0	\$0	\$0	\$0	\$0
2350	3610	080	50	4110	010	090	99	520	5110	350	03	Preschool Custodians/ Salary	\$0	\$0	\$0	\$0	\$0
2350	3610	080	50	5200	010	090	99	520	5110	350	99	Preschool Fringe	\$0	\$0	\$0	\$0	\$0
2350	3610	080	50	4220	020	090	99	520	5241	350	04	Preschool R&M Bldgs / Services	\$0	\$0	\$0	\$0	\$0
2350	3610	080	50	4210	020	090	99	520	5241	350	04	Preschool R&M Grounds / Services	\$0	\$0	\$0	\$0	\$0
2350	3610	080	50	2451	020	090	99	520	5255	350	04	Preschool R&M Technology/ Services	\$0	\$0	\$0	\$0	\$0
2350	3610	080	50	2420	020	090	99	520	5257	350	04	Preschool R&M Instr Equip/ Services	\$0	\$0	\$0	\$0	\$0
2350	3610	080	50	5350	020	090	99	520	5270	350	04	Preschool Lease Rental/ Services	\$0	\$0	\$0	\$0	\$0
2350	3610	080	50	2440	020	090	99	520	5300	350	04	Preschool Professional Technical/ Services	\$0	\$0	\$0	\$0	\$0
2350	3610	080	50	2440	020	090	99	520	5330	350	04	Preschool Transportation	\$271	\$0	\$0	\$0	\$0
2350	3610	080	50	2440	020	090	99	520	5341	350	04	Preschool Postage	\$0	\$0	\$0	\$0	\$0
2350	3610	080	50	2440	020	090	99	520	5345	350	04	Preschool Printing & Binding	\$0	\$0	\$0	\$0	\$0
2350	3610	080	50	2440	020	090	99	520	5346	350	04	Preschool Advertising	\$0	\$0	\$0	\$0	\$0
2350	3610	080	50	2440	020	090	99	520	5380	350	04	Preschool Other Services	\$0	\$815	\$0	\$0	\$0
2350	3610	080	50	2110	030	090	99	520	5420	350	05	Preschool Offices Supplies	\$458	\$0	\$0	\$0	\$0
2350	3610	080	50	4220	030	090	99	520	5430	350	05	Preschool R&M Bldgs / Supplies	\$0	\$0	\$0	\$0	\$0
2350	3610	080	50	4110	030	090	99	520	5450	350	05	Preschool Custodial / Supplies	\$0	\$0	\$0	\$0	\$0
2350	3610	080	50	4210	030	090	99	520	5460	350	05	Preschool Groundskeeping/ Supplies	\$0	\$0	\$0	\$0	\$0
2350	3610	080	50	3400	030	090	99	520	5490	350	05	Preschool Food Services/ Supplies	\$0	\$0	\$0	\$0	\$0
2350	3610	080	50	2430	030	090	99	520	5510	350	05	Preschool Educational Supplies	\$0	\$160	\$0	\$8,349	\$4,500
2350	3610	080	50	2415	030	090	99	520	5512	350	05	Preschool Teaching Aids/ Cism Ref	\$0	\$0	\$0	\$0	\$0
2350	3610	080	50	2410	030	090	99	520	5517	350	05	Preschool Textbooks & Workbooks	\$0	\$0	\$0	\$0	\$0
2350	3610	080	50	2420	030	090	99	520	5522	350	05	Preschool Instr. Equipment/ Supplies	\$0	\$0	\$0	\$0	\$0
2350	3610	080	50	2453	030	090	99	520	5523	350	05	Preschool A/V Hardware	\$0	\$0	\$0	\$0	\$0
2350	3610	080	50	2455	030	090	99	520	5524	350	05	Preschool Instructional Software	\$0	\$0	\$0	\$0	\$0
2350	3610	080	50	2451	030	090	99	520	5525	350	05	Preschool Instructional Tech. Supplies	\$0	\$0	\$0	\$0	\$0
2350	3610	080	50	2440	030	090	99	520	5580	350	05	Preschool Other Supplies	\$0	\$0	\$0	\$0	\$0
2350	3610	080	50	2357	030	090	99	520	5710	350	06	Preschool In State Travel/ Conferences	\$10	\$990	\$0	\$0	\$0
2350	3610	080	50	2357	030	090	99	520	5720	350	06	Preschool Out of State Travel/ Conferences	\$0	\$0	\$0	\$0	\$0
2350	3610	080	50	2357	030	090	99	520	5730	350	06	Preschool Dues & Memberships	\$0	\$0	\$0	\$0	\$0
2350	3610	080	50	2440	030	090	99	520	5780	350	06	Preschool Other Expenses	\$0	\$8,734	\$0	\$0	\$0
2350	3610	080	50	7300	200	090	99	520	5850	350	99	Preschool Capital Equip > \$5000 Per Unit	\$0	\$0	\$0	\$0	\$0
2350	3610	080	50	7500	200	090	99	520	5851	350	99	Preschool Motor Vehicles > \$5000 Per Unit	\$0	\$0	\$0	\$0	\$0
2350	3610	080	50	7350	200	090	99	520	5856	350	99	Preschool Capital Tech. > \$5000 Per Unit	\$0	\$0	\$0	\$0	\$0
2350	3610	080	50	7300	200	090	99	520	5870	350	99	Preschool Repl. Equipment-> \$5000 Per Unit	\$0	\$0	\$0	\$0	\$0
Subtotal Expenditures												\$117,729	\$189,524	\$181,943	\$134,034	\$142,369	
Anticipated Ending Fund Bal.												\$64,244	\$2,153	\$1,059	\$19,334	\$25,660	

* Includes encumbrances

ii. Is any of your ending fund balance designated for a particular purpose? If yes, please explain below.

Reserved to meet fluctuations in enrollment.

Revolving Fund FY10 Budget Request

Fund Name:	Science Center Revolving Fund
Fund Manager:	Science Center Director
Executive Summary:	New Fee-Based Professional Development Program in FY10; Out-of-District Participant Fee of \$75/Person

Fund Description:

For many years, this fund had collected fees from the sale of human sundial and blow-up whale plans, which were sold over the internet at a price of \$5/plan. The program provided funding for miscellaneous repair and maintenance of Science Center equipment (including the refrigerator, freezer, power tools, incubator), and emergency veterinary services for Science Center animals.

Beginning in FY10, the Science Center wishes to implement a new fee-based professional development program. The program would offer voluntary after-school professional development workshops on a fee basis to science staff from out-of-district, private, and parochial schools. Needham teachers would be able to attend these workshops free of charge. Fees would cover the cost of both materials and guest instructors.

Enabling Legislation:

MGL Chapter 71, Section 71E

Critical Issues:

Each year, the Science Center offers voluntary, after-school workshops for Needham Public Schools staff. These workshops, although offered for up to 12 participants, often suffer low enrollment of 3-7 staff members. The low enrollment is problematic, since many of the topics covered work better in a larger, collaborative setting. Opening these workshops up to fee-paying visitors will help boost enrollment, and also will help to offset the cost of guest instructors, which cost \$120 per session.

Workshop topics may include some or all of the following:

- Science content workshops: The 'big ideas' of science are covered through a particular science topic (i.e., weather, engineering)
- Scientific process skills workshops: Topics are covered that emphasize the scientific process skills necessary for scientific literacy (i.e., science notebook usage, observational drawing, data collecting, etc.)
- Inquiry workshops: Teachers participate in inquiry-based learning using science process skills (i.e., what is inquiry?)
- Integration workshops: Science process skills and content are covered through the lens of integrating the curriculum (i.e., poetry and science, ABC books and the scientific process skills.)
- Grade level: Developmentally appropriate science content, strategies and activities targeted at a specific grade level (i.e., Grade K Sink and Float, Grade 5 MCAS, etc.)

The Science Center is reviewing the financial viability of continuing to sell plans over the internet. If continued, a separate revolving fund will be created for those activities.

Support for District Vision, Mission, Goals, Objectives:

The activities of this program support District Goal 1, around advancing standards-based learning.

Description of Revenues:

A tuition fee of \$75/person is contemplated for this program. Based on 2008/09 school year requests for out-of-district spaces in workshops, 3-5 fee-based participants are projected for FY10. Program revenues are conservatively budgeted at 3 fee-paying teachers x 3 sessions x \$75 = \$675.

Staffing:

No staff receive compensation from this fund.

Expenses:

Program expenses total \$190/session, or \$570 per year. These expenses include a guest instructor fee of \$120/session, materials totaling \$50/session and refreshment expense (of \$20/session.) Additionally, the budget contains a small amount of funds to continue to provide veterinary care to Science Center animals (\$100.) The animals are part of the science center curriculum.

FY10 Proposed Budget:

Attached.

Revolving Fund Name: Science Center Revolving Fund
 Revolving Fund Cont: Mary Rizzuto

														FY07	FY08	FY09	FY09	FY10	
														Actual	Actual	Budget	Proj	Budget	
Revenues																			
<u>Beginning Fund Balance / Carry-Over Revenue from Prior Year</u>																			
2350	3621	000	00	0000	000	00	534	000	0000	000	00			Carry-Over Revenue	\$1,686	\$1,699	\$1,854	\$1,470	\$1,231
<u>Current Year Revenue Collections</u>																			
2350	3621	000	00	0000	000	00	432	000	0000	000	00			Current Year Revenue Collections	\$128	\$90	\$50	\$10	\$675
<u>Revenue Collected for Next Fiscal Year</u>																			
2350	3621	000	00	0000	000	00	432	000	0000	000	00			Pre-Collection Next FY Revenue	\$0	\$0	\$0	\$0	\$0
Subtotal Revenues														\$1,794	\$1,789	\$1,904	\$1,480	\$1,906	
Expenditures																			
Fund	Dept	Pgm	Bldg	DOE Fun	Subj Code	Gr Code	Act Code	IM	Object Code	SchA Code	Ext Obj	Building	Object Code Description	FY07 Actual	FY08 Actual	FY09 Budget	FY09 Proj	FY10 Budget	
2350	3621	080	10	1290	035	99	520	010	5110	350	01	District	Central Admin/ Salary	\$0	\$0	\$0	\$0	\$0	
2350	3621	080	10	2110	035	99	520	010	5110	350	01	District	Cumoum Dir/ Salary	\$0	\$0	\$0	\$0	\$0	
2350	3621	080	10	2120	035	99	520	010	5110	350	01	District	Dept Head (Non Supv)/ Salary	\$0	\$0	\$0	\$0	\$0	
2350	3621	080	10	2220	035	99	520	010	5110	350	01	District	Curr Ldr/Academic Dept Head/ Sala	\$0	\$0	\$0	\$0	\$0	
2350	3621	080	10	2305	035	99	520	010	5110	350	01	District	Certified Classroom Teacher/ Salar	\$0	\$0	\$0	\$0	\$0	
2350	3621	080	10	2310	035	99	520	010	5110	350	01	District	Certified Teacher Specialist/ Salary	\$0	\$0	\$0	\$0	\$0	
2350	3621	080	10	2315	035	99	520	010	5110	350	01	District	Instr. Coord-Team Leader/ Salary	\$0	\$0	\$0	\$0	\$0	
2350	3621	080	10	2320	035	99	520	010	5110	350	01	District	Medical/Therapeutic/ Salary	\$0	\$0	\$0	\$0	\$0	
2350	3621	080	10	2440	035	99	520	010	5110	350	01	District	Other Instructional	\$0	\$0	\$0	\$0	\$0	
2350	3621	080	10	2325	035	99	520	010	5110	350	03	District	Classroom Subs/ Salary	\$0	\$0	\$0	\$0	\$0	
2350	3621	080	10	2330	035	99	520	010	5110	350	03	District	Instr. Asst - Paraprofessional/ Sala	\$0	\$0	\$0	\$0	\$0	
2350	3621	080	10	2353	035	99	520	010	5110	350	01	District	Prof Dev Summer/Aftt School/ Sala	\$0	\$0	\$0	\$0	\$0	
2350	3621	080	10	2355	035	99	520	010	5110	350	03	District	Prof Dev Subs	\$0	\$0	\$0	\$0	\$0	
2350	3621	080	10	2357	035	99	520	010	5110	350	01	District	Prof Dev School Year/ Salary	\$0	\$0	\$0	\$0	\$0	
2350	3621	080	10	2110	035	99	520	010	5110	350	02	District	Secy to Curr Dir/ Salary	\$0	\$0	\$0	\$0	\$0	
2350	3621	080	10	2120	035	99	520	010	5110	350	02	District	Secy to Dep Head (Non Supv)/ Sala	\$0	\$0	\$0	\$0	\$0	
2350	3621	080	10	2210	035	99	520	010	5110	350	02	District	Other Building Secy/ Salary	\$0	\$0	\$0	\$0	\$0	
2350	3621	080	10	2220	035	99	520	010	5110	350	02	District	Secy to Acad Dept Head/ Salary	\$0	\$0	\$0	\$0	\$0	
2350	3621	080	10	1470	035	99	520	010	5110	350	02	District	Human Resources & Benefits/ Sala	\$0	\$0	\$0	\$0	\$0	
2350	3621	080	10	4110	035	99	520	010	5110	350	03	District	Custodians/ Salary	\$0	\$0	\$0	\$0	\$0	
2350	3621	080	10	5200	035	99	520	010	5110	350	99	District	Fringe	\$0	\$0	\$0	\$0	\$0	
2350	3621	080	10	4220	035	99	520	020	5241	350	04	District	R&M Bldgs / Services	\$0	\$0	\$0	\$0	\$0	
2350	3621	080	10	4210	035	99	520	020	5241	350	04	District	R&M Grounds / Services	\$0	\$0	\$0	\$0	\$0	
2350	3621	080	10	2451	035	99	520	020	5255	350	04	District	R&M Technology/ Services	\$0	\$0	\$0	\$0	\$0	
2350	3621	080	10	2420	035	99	520	020	5247	350	04	District	R&M Instr Equip/ Services	\$0	\$0	\$0	\$0	\$0	
2350	3621	080	10	5350	035	99	520	020	5270	350	04	District	Lease Rental/ Services	\$0	\$0	\$0	\$0	\$0	
2350	3621	080	10	2440	035	99	520	020	5300	350	04	District	Professional Technical Services	\$0	\$0	\$0	\$0	\$100	
2350	3621	080	10	2440	035	99	520	020	5330	350	04	District	Transportation	\$0	\$0	\$0	\$0	\$0	
2350	3621	080	10	2440	035	99	520	020	5341	350	04	District	Postage	\$0	\$0	\$0	\$0	\$0	
2350	3621	080	10	2440	035	99	520	020	5345	350	04	District	Printing & Binding	\$0	\$0	\$0	\$0	\$0	
2350	3621	080	10	2440	035	99	520	020	5348	350	04	District	Advertising	\$0	\$0	\$0	\$0	\$0	
2350	3621	080	10	2357	035	99	520	020	5380	350	04	District	Other Services	\$0	\$265	\$0	\$0	\$360	
2350	3621	080	10	2110	035	99	520	030	5420	350	05	District	Offices Supplies	\$0	\$0	\$0	\$0	\$0	
2350	3621	080	10	4220	035	99	520	030	5430	350	05	District	R&M Bldgs / Supplies	\$0	\$0	\$0	\$0	\$0	
2350	3621	080	10	4110	035	99	520	030	5450	350	05	District	Custodial / Supplies	\$0	\$0	\$0	\$0	\$0	
2350	3621	080	10	4210	035	99	520	030	5480	350	05	District	Groundskeeping/ Supplies	\$0	\$0	\$0	\$0	\$0	
2350	3621	080	10	3400	035	99	520	030	5490	350	05	District	Food Services/ Supplies	\$0	\$0	\$0	\$0	\$0	
2350	3621	080	10	2357	035	99	520	030	5510	350	05	District	Educational Supplies	\$0	\$0	\$0	\$0	\$150	
2350	3621	080	10	2415	035	99	520	030	5512	350	05	District	Teaching Aids/ Clarm Ref	\$0	\$0	\$0	\$0	\$0	
2350	3621	080	10	2410	035	99	520	030	5517	350	05	District	Textbooks & Workbooks	\$0	\$0	\$0	\$0	\$0	
2350	3621	080	10	2420	035	99	520	030	5522	350	05	District	Instr. Equipment/ Supplies	\$0	\$0	\$0	\$0	\$0	
2350	3621	080	10	2453	035	99	520	030	5523	350	05	District	AV Hardware	\$0	\$0	\$0	\$0	\$0	
2350	3621	080	10	2455	035	99	520	030	5524	350	05	District	Instructional Software	\$0	\$0	\$0	\$0	\$0	
2350	3621	080	10	2451	035	99	520	030	5525	350	05	District	Instructional Tech. Supplies	\$0	\$0	\$0	\$0	\$0	
2350	3621	080	10	2440	035	99	520	030	5580	350	05	District	Other Supplies	\$0	\$0	\$0	\$140	\$0	
2350	3621	080	10	2357	035	99	520	030	5710	350	06	District	In State Travel/ Conferences	\$0	\$0	\$0	\$0	\$0	
2350	3621	080	10	2357	035	99	520	030	5720	350	06	District	Out of State Travel/ Conferences	\$0	\$0	\$0	\$0	\$0	
2350	3621	080	10	2357	035	99	520	030	5730	350	06	District	Dues & Memberships	\$0	\$0	\$0	\$0	\$0	
2350	3621	080	10	2357	035	99	520	030	5780	350	06	District	Other Expenses	\$05	\$54	\$50	\$109	\$60	
2350	3621	080	10	7300	035	99	520	200	5850	350	99	District	Capital Equip > \$5000 Per Unit	\$0	\$0	\$0	\$0	\$0	
2350	3621	080	10	7500	035	99	520	200	5851	350	99	District	Motor Vehicles > \$5000 Per Unit	\$0	\$0	\$0	\$0	\$0	
2350	3621	080	10	7350	035	99	520	200	5856	350	99	District	Capital Tech. > \$5000 Per Unit	\$0	\$0	\$0	\$0	\$0	
2350	3621	080	10	7300	035	99	520	200	5870	350	99	District	Repl. Equipment> \$5000 Per Unit	\$0	\$0	\$0	\$0	\$0	
Subtotal Expenditures														\$95	\$319	\$50	\$249	\$670	
Anticipated Ending Fund Bal.														\$1,699	\$1,470	\$1,854	\$1,231	\$1,236	

* Includes encumbrances.

II. Is any of your ending fund balance designated for a particular purpose? If yes, please explain below.

This page is intentionally blank.

Revolving Fund FY10 Budget Request

Fund Name:	Media Recovery (2350-3633)
Fund Manager:	Director of Media & Technology
Executive Summary:	No Fee Increase Requested

Fund Description:

This pass-through account funds the replacement cost of lost Media Center materials. The amount assessed to students is based on the replacement cost of the material lost.

Enabling Legislation:

MGL Chapter 44, Section 53.

Critical Issues:

There has been an accumulation of fund balance in this fund over several fiscal years. To reduce the fund balance, additional media replacement expenses are planned for FY10.

Description of Revenues:

Revenues represent funds from students to replace lost Media Center materials. The \$ 2,000 revenue projection for FY10 is based on historical revenue collections.

Staffing:

No salaries are paid from this fund.

Expenses:

Expenses are the cost of replacement Media Center Materials. FY10 budget expenses of \$3,800, reflect the use of accumulated fund balance to replace media center materials, to reduce fund balance to minimal levels.

District's Vision, Mission, Goals and Objectives:

This program supports the District's infrastructure goal (Goal 4.)

Proposed Budget:

Attached. The FY10 budget remains consistent with previous fiscal years.

Revolving Fund Name: Media Recovery Revolving Fund
 Revolving Fund Cont: Linda Conneely

													FY07	FY08	FY09	FY09	FY10	
													Actual	Actual	Budget	Proj	Budget	
Revenues																		
<u>Beginning Fund Balance (Carry-Over Revenue from Prior Year)</u>																		
2350	3633	000	00	0000	000	00	534	000	0000	000	00		Carry-Over Revenue	\$1,803	\$1,346	\$1,346	\$1,298	\$2,883
<u>Current Year Revenue Collections</u>																		
2350	3633	000	00	0000	000	00	432	000	0000	000	00		Current Year Revenue Collections	\$2,367	\$1,343	\$2,263	\$1,935	\$2,000
<u>Revenue Collected for Next Fiscal Year</u>																		
2350	3633	000	00	0000	000	00	432	000	0000	000	00		Pre-Collection Next FY Revenue	\$0	\$0	\$0	\$0	\$0
Subtotal Revenues													\$4,170	\$2,689	\$3,608	\$3,233	\$4,883	
Expenditures																		
Fund	Dept	Pgm	Bldg	DOE	Subj	Gr	Act	TM	Object	SchA	Ext	Building	Object Code Description	FY07	FY08	FY09	FY09	FY10
				Fun	Code	Code	Code		Code	Code	Obj			Actual	Actual	Budget	Proj	Budget
2350	3633	000	21	2415	045	99	520	030	5512	350	05	Broadmeadow	Teaching Aids/ Clsm Ref	\$460	\$189	\$200	\$0	\$475
2350	3633	090	22	2415	045	99	520	030	5512	350	05	Eliot	Teaching Aids/ Clsm Ref	\$0	\$23	\$100	\$0	\$475
2350	3633	090	23	2415	045	99	520	030	5512	350	05	Hillside	Teaching Aids/ Clsm Ref	\$5	\$23	\$200	\$0	\$475
2350	3633	090	24	2415	045	99	520	030	5512	350	05	Mitchell	Teaching Aids/ Clsm Ref	\$267	\$413	\$70	\$169	\$475
2350	3633	090	25	2415	045	99	520	030	5512	350	05	Newman	Teaching Aids/ Clsm Ref	\$540	\$388	\$10	\$0	\$475
2350	3633	090	26	2415	045	99	520	030	5512	350	05	High Rock	Teaching Aids/ Clsm Ref	\$0	\$0	\$0	\$0	\$475
2350	3633	090	30	2415	045	99	520	030	5512	350	05	Pollard	Teaching Aids/ Clsm Ref	\$568	\$320	\$1,500	\$0	\$475
2350	3633	090	40	2415	045	99	520	030	5512	350	99	NHS	Teaching Aids/ Clsm Ref	\$964	\$23	\$180	\$181	\$475
Subtotal Expenditures													\$2,824	\$1,391	\$2,260	\$350	\$3,800	
Anticipated Ending Fund Bal.													\$1,346	\$1,298	\$1,348	\$2,883	\$1,083	

* Includes encumbrances.

II. Is any of your ending fund balance designated for a particular purpose? If yes, please explain below.

Revolving Fund FY10 Budget Request

Fund Name:	Fine & Performing Arts School Performing Groups (2350-3653)
Fund Manager:	Director of Fine & Performing Arts
Executive Summary:	No Fee Increase: participation fee remains at \$85; new Pollard Middle School Honors Wind Ensemble

Fund Description:

School Performing Groups includes the Pollard Middle School Treble Choir, the Pollard Middle School Jazz Ensemble, the Elementary Honors Band, the Elementary Honors chorus, and the Town Orchestra. For FY10, we would like to add a new group: Pollard Middle School Honors Wind Ensemble. All of these groups are co-curricular and provide advanced performing ensemble experiences for the students. All students receive their fundamental music education through the operating budget, which funds all daytime curricular music ensemble classes.

Enabling Legislation:

MGL chapter 71, Section 47

Critical Issues:

The number of students enrolled in our daytime curricular music performing ensembles continues to grow, especially at the middle school level. The Town Orchestra and Treble Choir provide an outlet for our most dedicated singers and string musicians to have an advanced multi-grade music performance experience, but we do not have a similar experience for our concert band students in the Middle School. As such, we are proposing to add a Middle School Honors Wind Ensemble to meet this need. Students would be selected in the same manner as the Treble Choir and Town Orchestra. The fee of \$85 per child, per year, would remain the same for all groups. The additional cost of the new performing group would be covered by the participation fee. The Director of this new group would be placed at the Level II stipend amount based on the number of students involved, the amount of rehearsal time, and the number of projected performances for the group.

Support for District Vision, Mission, Goals, Objectives:

This program offers more advanced music performance opportunities for our students District-wide. These advanced level ensembles cannot be scheduled during the regular school day, due to cross grade scheduling difficulties and student/teacher availability. By offering these co-curricular ensembles, music students are able to achieve advanced level music standards as articulated in the National Music Education standards. This directly supports the District's core value of Scholarship, along with our mission to create excited learners and inspire excellence.

Description of Revenues:

All revenue for this fund comes from student participation fees. The fee will remain at \$85 per student, with additional siblings in the same group paying only \$15. The following enrollments are projected (increase in FY10 due to additional group):

Enrollment	FY07	FY08	FY09	FY10
Pollard Treble Choir, Jazz, Honors wind Ensemble	102	117	106	130
Elem Honors Band, Chorus and Town Orchestra	89	86	91	90

Total projected student fees for FY10 are \$18,700, based on 220 students paying \$85/each.

FY09 fee revenues include a \$22,094 transfer in from the Fine & Performing Arts sales to students revolving fund, to adjust for prior year misposted revenue.

Staffing:

Staffing includes the Middle School Jazz Ensemble, Town Orchestra and Honors Wind Ensemble directors, each of whom receive a stipend of \$2375. The Treble Choir Director receives a stipend of \$4751. The Elementary Honors Band and Chorus Directors each receive a stipend of \$1584. Stipends are set by Schedule C of the Unit A Contract. Accompanists are paid at the rate of \$18.32 per hour.

Expenses:

In addition to the stipends, expenses include transportation for performances (\$1450) and music (\$800). Total projected expenses are \$18,669.

FY10 Proposed Budget:

Attached. No fee increase is proposed.

Revolving Fund Name: School Performing Groups Revolving Fund
 Revolving Fund Cont: David Neves

													FY07	FY08	FY09	FY09	FY10	
													Actual	Actual	Budget	Proj	Budget	
Revenues																		
Beginning Fund Balance (Carry-Over Revenue from Prior Year)																		
2350	3653	000	00	0000	000	00	534	000	0000	000	00		Carry-Over Revenue	\$5,895	\$16,858	\$4,208	\$16,442	\$29,695
Current Year Revenue Collections																		
2350	3653	000	00	0000	000	00	432	000	0000	000	00		Current Year Revenue Collections	\$20,432	\$4,904	\$17,000	\$37,948	\$19,700
Revenue Collected for Next Fiscal Year																		
2350	3653	000	00	0000	000	00	432	000	0000	000	00		Pre-Collection Next FY Revenue	\$0	\$0	\$0	\$0	\$0
Subtotal Revenues													\$26,327	\$21,852	\$21,209	\$54,390	\$48,395	
Expenditures																		
Fund	Dept	Proj	Blk	DOE	Subj	Gr	Act	Object	SchA	Ext	Building	Objest	Objest	FY07	FY08	FY09	FY09	FY10
				Fun	Code	Code	Code	Code	Code	Obj		Description		Actual	Actual	Budget	Proj	Budget
2350	3653	080	10	2440	075	99	520	010	5110	350	01	District	Other Instructional	\$0	\$0	\$6,032	\$0	\$6,218
2350	3653	080	10	2440	075	99	520	020	5330	350	04	District	Transportation	\$0	\$0	\$650	\$0	\$450
2350	3653	080	10	2430	075	99	520	030	5510	350	05	District	Educational Supplies	\$0	\$0	\$400	\$0	\$300
2350	3653	080	21	2305	075	99	520	010	5110	350	01	Broadmeadow	Certified Classroom Teacher/ Salar	\$0	\$0	\$0	\$0	\$0
2350	3653	080	21	2440	075	99	520	020	5380	350	04	Broadmeadow	Other Services	\$0	\$0	\$0	\$32	\$0
2350	3653	080	21	2420	075	99	520	030	5522	350	05	Broadmeadow	Instr. Equipment/ Supplies	\$0	\$0	\$0	\$0	\$0
2350	3653	080	21	2440	075	99	520	030	5780	350	06	Broadmeadow	Other Expenses	\$0	\$0	\$0	\$0	\$0
2350	3653	080	22	2305	075	99	520	010	5110	350	01	Eliot	Certified Classroom Teacher/ Salar	\$837	\$688	\$0	\$353	\$0
2350	3653	080	22	2440	075	99	520	020	5380	350	04	Eliot	Other Services	\$0	\$630	\$0	\$64	\$0
2350	3653	080	22	2420	075	99	520	030	5522	350	05	Eliot	Instr. Equipment/ Supplies	\$0	\$0	\$0	\$0	\$0
2350	3653	080	22	2440	075	99	520	030	5580	350	05	Eliot	Other Supplies	\$0	\$188	\$0	\$0	\$0
2350	3653	080	22	2440	075	99	520	030	5780	350	06	Eliot	Other Expenses	\$0	\$1,380	\$0	\$317	\$0
2350	3653	080	23	2305	075	99	520	010	5110	350	01	Hillside	Certified Classroom Teacher/ Salar	\$0	\$0	\$0	\$0	\$0
2350	3653	080	23	2440	075	99	520	020	5380	350	04	Hillside	Other Services	\$0	\$0	\$0	\$0	\$0
2350	3653	080	23	2420	075	99	520	030	5522	350	05	Hillside	Instr. Equipment/ Supplies	\$0	\$0	\$0	\$0	\$0
2350	3653	080	23	2440	075	99	520	030	5780	350	06	Hillside	Other Expenses	\$0	\$0	\$0	\$0	\$0
2350	3653	080	24	2305	075	99	520	010	5110	350	01	Mitchell	Certified Classroom Teacher/ Salar	\$0	\$0	\$0	\$0	\$0
2350	3653	080	24	2440	075	99	520	020	5380	350	04	Mitchell	Other Services	\$261	\$0	\$0	\$32	\$0
2350	3653	080	24	2420	075	99	520	030	5522	350	05	Mitchell	Instr. Equipment/ Supplies	\$0	\$87	\$0	\$0	\$0
2350	3653	080	24	2440	075	99	520	030	5780	350	06	Mitchell	Other Expenses	\$0	\$0	\$0	\$0	\$0
2350	3653	080	25	2305	075	99	520	010	5110	350	01	Newman	Certified Classroom Teacher/ Salar	\$0	\$0	\$0	\$0	\$0
2350	3653	080	25	2440	075	99	520	020	5380	350	04	Newman	Other Services	\$0	\$0	\$0	\$32	\$0
2350	3653	080	25	2420	075	99	520	030	5522	350	05	Newman	Instr. Equipment/ Supplies	\$0	\$0	\$0	\$0	\$0
2350	3653	080	25	2440	075	99	520	030	5780	350	06	Newman	Other Expenses	\$0	\$0	\$0	\$0	\$0
2350	3653	080	30	2305	075	99	520	010	5110	350	01	Pollard	Certified Classroom Teacher/ Salar	\$4,341	\$1,591	\$8,714	\$3,909	\$9,501
2350	3653	080	30	2440	075	99	520	020	5330	350	04	Pollard	Transportation	\$0	\$0	\$1,000	\$0	\$1,000
2350	3653	080	30	2440	075	99	520	020	5380	350	04	Pollard	Other Services	\$608	\$736	\$0	\$2,783	\$700
2350	3653	080	30	2430	075	99	520	030	5510	350	05	Pollard	Educational Supplies	\$0	\$0	\$0	\$0	\$500
2350	3653	080	30	2410	075	99	520	030	5517	350	05	Pollard	Textbooks & Workbooks	\$0	\$0	\$650	\$0	\$0
2350	3653	080	30	2440	075	99	520	030	5580	350	05	Pollard	Other Supplies	\$0	\$172	\$0	\$0	\$0
2350	3653	080	30	2440	075	99	520	030	5780	350	06	Pollard	Other Expenses	\$0	\$0	\$0	\$11,464	\$0
2350	3653	080	40	2305	075	99	520	010	5110	350	99	NHS	Certified Classroom Teacher/ Salar	\$0	\$0	\$0	\$0	\$0
2350	3653	080	40	2440	075	99	520	020	5380	350	99	NHS	Other Services	\$2,522	\$0	\$0	\$2,424	\$0
2350	3653	080	40	2440	075	99	520	030	5580	350	99	NHS	Other Supplies	\$0	\$0	\$0	\$0	\$0
2350	3653	080	40	2440	075	99	520	030	5780	350	99	NHS	Other Expenses	\$900	\$0	\$0	\$3,308	\$0
Subtotal Expenditures													\$9,469	\$5,410	\$17,446	\$24,694	\$18,669	
Anticipated Ending Fund Bal.													\$16,858	\$16,442	\$3,763	\$29,695	\$29,728	

* Includes encumbrances.

ii. Is any of your ending fund balance designated for a particular purpose? If yes, please explain below.

Reserved to meet fluctuations in enrollment

This page is intentionally blank.

Revolving Fund FY10 Budget Request

Fund Name:	Fine & Performing Arts Fee-Based Music Instruction (2350-3654)
Fund Manager:	Director of Fine & Performing Arts
Executive Summary:	Fee Increase requested: Private lesson registration fee of \$35 (previously \$30) and \$704/32 weeks instructor fees. Elementary Group Lesson program one time registration fee will remain at the current \$85 per student.

Fund Description:

This program provides elementary school instrumental music group instruction and private music instruction for students. A fee increase for the private music program is requested. The fee for the Group Lesson Program will remain at \$85 (a one time only fee). The registration fee for the Private Lesson Program will rise from \$30 per student to \$35 per student (additional sibling pays \$10) per year. In addition to the registration fees, this fund also takes in and disburses all private lesson fees.

Enabling Legislation:

MGL chapter 71, Section 47

Critical Issues:

The major issue addressed with this budget this year is the need to fund 10% of the FPA Dept. Secretary (\$3440) through this account, as recommended by the Superintendent. Thus, there is a need to raise the Private Instruction registration fee. Other issues being addressed through this budget are the recital accompanist stipend, and the private lesson coordinator stipend. For the recital accompanist, the current rate of \$100 per recital has become insufficient to secure needed pianists as a result of more students taking part. During the past two years, private teachers have had to supplement the recital accompanist fee with their own funds to secure accompanists. As a result, we are proposing to increase the recital stipend to \$120 per recital. Each recital usually requires approximately 3 hours of work by the accompanist. The current private lesson coordinator stipend is \$3000. Over the past two years, as more private teachers have been employed at Pollard, we found it necessary to split this fee, with \$1000 going to a staff person at Pollard to take care of daily monitoring and communication needs of Pollard's program. The remainder of the fee goes to the Program Coordinator, who oversees registration, teacher scheduling, and payroll development, district-wide. We would like to raise the total coordinator stipend to \$3500 in order to more appropriately compensate each person involved. The current private instructor fee (\$22 per 30 minute lesson) remains competitive in attracting teachers and students. The \$85 Group Lesson Registration fee is only paid during a student's first year in the program. However, the fee supports materials, transportation, festivals, and accompanists for these students as they continue in the program in grades 4 through 12.

Support for District Vision, Mission, Goals, Objectives:

This program directly supports the NPS mission to create "excited learners" and "inspire excellence" along with the District's value of "Scholarship learning: every student engaged in dynamic and challenging

academic experiences". The program enables the District to provide elementary instrumental music instruction to students in grades 3, 4 and 5 taught by highly qualified, licensed instructors, and to meet the national and state standards/frameworks in music. It also provides convenient, quality private music instruction for our students within our facilities at reasonable cost.

Description of Revenues:

This program is funded by a combination of fees from the Group Lesson Program, held before school, and the Private Lesson Program, held after school. In FY10, revenues for the Group Lesson Program are projected to be \$28,050, which is based on 330 students participating at a fee of \$85 per student. FY10 revenues from the Private Lesson Program are expected to total \$147,800, based on 200 students enrolling @ \$739/student. This revenue is broken down as follows: \$7,000 in registration fees (200 X \$35) and \$140,800 in instruction fees (200 X \$704 (for 32 weekly lessons).

Group Lesson Program (Elementary students – before school)

	FY04	FY05	FY06	FY07	FY08	FY09	FY10
Enrollment	300	300	250	340	353	338	330
Fee	\$85	\$85	\$85	\$85	\$85	\$85	\$85

Private Lesson Program (Gr. 4 – 12 students – held after school)

	FY04	FY05	FY06	FY07	FY08	FY09	FY10
Enrollment	200	200	150	235	236	200	200
Fee	\$25 Fee for Registration	\$25 Reg. Fee	\$25 Reg. fee	\$30 Reg Fee \$704/32wks Instructor fee	\$30 Reg Fee \$704/32wks Instructor	\$30 Reg Fee \$704/32wks Instructor	\$35 Reg Fee \$704/32wks Instructor

Staffing:

Staffing for this fund is comprised of two Program Coordinators for the Private lesson Program (proposed to be paid \$3500), five accompanists @ \$5,606 (who receive an hourly rate of \$18.32 to accompany school groups and \$120 per private lesson recital) and 28 private lesson instructors paid at the rate of \$22 per 30 minute lesson (\$140,800.) Note that the Group Lesson teachers are certified music teachers paid through the operating budget as part of their normal curricular teaching duties.

Another expense that supports all aspects of this fund, along with other activities in the FPA department, is the inclusion of 10% of the FPA Dept. Secretary salary (\$3,440). This position represents 0.1 FTE of this clerical position, and was recommended as part of the FY10 operating budget.

Expenses:

Expenses of the Elementary Group lesson program include the costs of accompanists during the before school classes (\$3206), instrument repairs/maintenance (\$3,030), transportation (\$4500), music books (\$3400), printing costs for program promotion (\$320), and instruments, fees and supplies that these students will use throughout their participation in the instrumental music program through graduation (\$7,500). Some of these funds are also used to provide scholarship assistance to families with multiple children involved, or those in financial need.

Expenses of the Private lesson Program include private lesson instructors (\$140,800), Program Coordinator Stipend (\$3500), the cost of accompanists for recitals (\$2400), and funds to provide scholarship assistance to families with multiple children involved, or those in financial need.

FY10 Proposed Budget:

Attached. Fee increase proposed. Budgeted ending fund balance (\$13,926) is expected to be sufficient to maintain fund through next year.

Revolving Fund Name: Fine & Performing Fee Based Music Instruction
 Revolving Fund Cont: David Neves

													FY07	FY08	FY09	FY09	FY10	
													Actual	Actual	Budget	Proj	Budget	
Revenues																		
Beginning Fund Balance (Carry-Over Revenue from Prior Year)																		
2350	3654	000	00	0000	000	00	534	000	0000	000	00		Carry-Over Revenue	\$14,527	\$19,356	\$15,106	\$25,525	\$10,172
Current Year Revenue Collections																		
2350	3654	000	00	0000	000	00	432	000	0000	000	00		Current Year Revenue Collections	\$211,115	\$203,180	\$176,550	\$210,082	\$175,650
Revenue Collected for Next Fiscal Year																		
2350	3654	000	00	0000	000	00	432	000	0000	000	00		Pre-Collection Next FY Revenue	\$0	\$0	\$0	\$0	\$0
Subtotal Revenues													\$225,642	\$222,536	\$191,656	\$235,607	\$186,022	
Expenditures																		
Fund	Dept	Pgm	Bldg	DOE	Subj	Gr	Act	Object	SchA	Ext	Building	Object Code Description	FY07	FY08	FY09	FY09	FY10	
				Fun	Code	Code	Code	Code	Code	Obj			Actual	Actual	Budget	Proj	Budget	
2350	3654	080	10	1230	075	99	520	010	5110	350	01	District	Central Admin/ Salary	\$0	\$0	\$0	\$0	\$0
2350	3654	080	10	2110	075	99	520	010	5110	350	01	District	Curriculum Dir/ Salary	\$0	\$0	\$0	\$0	\$0
2350	3654	080	10	2120	075	99	520	010	5110	350	01	District	Dept Head (Non Supv)/ Salary	\$0	\$0	\$0	\$0	\$0
2350	3654	080	10	2720	075	99	520	010	5110	350	01	District	Curr Ldr/Academic Dept Head/ Sal	\$0	\$0	\$0	\$0	\$0
2350	3654	080	10	2305	075	99	520	010	5110	350	01	District	Certified Classroom Teacher/ Salar	\$0	\$0	\$0	\$0	\$0
2350	3654	080	10	2310	075	99	520	010	5110	350	01	District	Certified Teacher Specialist/ Salary	\$0	\$0	\$0	\$0	\$0
2350	3654	080	10	2315	075	99	520	010	5110	350	01	District	Instr. Coord-Team Leader/ Salary	\$0	\$0	\$0	\$0	\$0
2350	3654	080	10	2320	075	99	520	010	5110	350	01	District	Medical/Therapeutic/ Salary	\$0	\$0	\$0	\$0	\$0
2350	3654	080	10	2440	075	99	520	010	5110	350	01	District	Other Instructional	\$186,413	\$173,218	\$151,525	\$175,974	\$149,806
2350	3654	080	10	2325	075	99	520	010	5110	350	03	District	Classroom Subs/ Salary	\$0	\$0	\$0	\$0	\$0
2350	3654	080	10	2330	075	99	520	010	5110	350	03	District	Instr. Asst - Paraprofessional/ Salar	\$0	\$0	\$0	\$0	\$0
2350	3654	080	10	2353	075	99	520	010	5110	350	01	District	Prof Dev Summer/Aft School/ Sala	\$0	\$0	\$0	\$0	\$0
2350	3654	080	10	2355	075	99	520	010	5110	350	03	District	Prof Dev Subs	\$0	\$0	\$0	\$0	\$0
2350	3654	080	10	2357	075	99	520	010	5110	350	01	District	Prof Dev School Year/ Salary	\$0	\$0	\$0	\$0	\$0
2350	3654	080	10	2110	075	99	520	010	5110	350	02	District	Secy to Curr Dir/ Salary	\$0	\$0	\$0	\$0	\$0
2350	3654	080	10	2120	075	99	520	010	5110	350	02	District	Secy to Dep Head (Non Supv)/ Sala	\$0	\$0	\$0	\$0	\$0
2350	3654	080	10	2210	075	99	520	010	5110	350	02	District	Other Building Secy/ Salary	\$0	\$0	\$0	\$0	\$0
2350	3654	080	10	2720	075	99	520	010	5110	350	02	District	Secy to Acad Dept Head/ Salary	\$0	\$0	\$0	\$0	\$0
2350	3654	080	10	1420	075	99	520	010	5110	350	02	District	Human Resources & Benefits/ Sala	\$0	\$0	\$0	\$0	\$0
2350	3654	080	10	4110	075	99	520	010	5110	350	03	District	Custodians/ Salary	\$0	\$0	\$0	\$0	\$0
2350	3654	080	10	5200	075	99	520	010	5110	350	99	District	Fringe	\$0	\$0	\$0	\$0	\$0
2350	3654	080	10	4270	075	99	520	020	5241	350	04	District	R&M Bldgs / Services	\$0	\$0	\$0	\$0	\$0
2350	3654	080	10	4210	075	99	520	020	5241	350	04	District	R&M Grounds / Services	\$0	\$0	\$0	\$0	\$0
2350	3654	080	10	2451	075	99	520	020	5255	350	04	District	R&M Technology/ Services	\$0	\$0	\$0	\$0	\$0
2350	3654	080	10	2420	075	99	520	020	5247	350	04	District	R&M Instr Equip/ Services	\$0	\$0	\$2,025	\$0	\$3,030
2350	3654	080	10	5350	075	99	520	020	5270	350	04	District	Lease Rental/ Services	\$0	\$0	\$0	\$0	\$0
2350	3654	080	10	2440	075	99	520	020	5300	350	04	District	Professional Technical/ Services	\$0	\$0	\$0	\$0	\$0
2350	3654	080	10	2440	075	99	520	020	5330	350	04	District	Transportation	\$4,212	\$7,082	\$3,900	\$6,157	\$4,500
2350	3654	080	10	2440	075	99	520	020	5341	350	04	District	Postage	\$0	\$0	\$0	\$0	\$0
2350	3654	080	10	2440	075	99	520	020	5345	350	04	District	Printing & Binding	\$0	\$0	\$395	\$0	\$320
2350	3654	080	10	2440	075	99	520	020	5346	350	04	District	Advertising	\$0	\$0	\$0	\$0	\$0
2350	3654	080	10	2440	075	99	520	020	5360	350	04	District	Other Services	\$2,507	\$1,245	\$0	\$878	\$0
2350	3654	080	10	2110	075	99	520	030	5420	350	05	District	Offices Supplies	\$0	\$0	\$0	\$0	\$0
2350	3654	080	10	4220	075	99	520	030	5430	350	05	District	R&M Bldgs / Supplies	\$0	\$0	\$0	\$0	\$0
2350	3654	080	10	4110	075	99	520	030	5450	350	05	District	Custodial / Supplies	\$0	\$0	\$0	\$0	\$0
2350	3654	080	10	4210	075	99	520	030	5460	350	05	District	Groundskeeping/ Supplies	\$0	\$0	\$0	\$0	\$0
2350	3654	080	10	3400	075	99	520	030	5490	350	05	District	Food Services/ Supplies	\$0	\$0	\$0	\$0	\$0
2350	3654	080	10	2430	075	99	520	030	5510	350	05	District	Educational Supplies	\$0	\$0	\$0	\$5,240	\$0
2350	3654	080	10	2415	075	99	520	030	5512	350	05	District	Teaching Aids/ Clsm Ref	\$0	\$0	\$0	\$0	\$0
2350	3654	080	10	2410	075	99	520	030	5517	350	05	District	Textbooks & Workbooks	\$0	\$0	\$6,000	\$0	\$3,400
2350	3654	080	10	2420	075	99	520	030	5522	350	05	District	Instr. Equipment/ Supplies	\$5,453	\$2,754	\$7,500	\$0	\$3,000
2350	3654	080	10	2453	075	99	520	030	5523	350	05	District	A/V Hardware	\$0	\$0	\$0	\$0	\$0
2350	3654	080	10	2455	075	99	520	030	5524	350	05	District	Instructional Software	\$0	\$0	\$0	\$0	\$0
2350	3654	080	10	2451	075	99	520	030	5525	350	05	District	Instructional Tech. Supplies	\$0	\$0	\$0	\$0	\$0
2350	3654	080	10	2440	075	99	520	030	5580	350	05	District	Other Supplies	\$1,200	\$2,000	\$0	\$0	\$500
2350	3654	080	10	2357	075	99	520	030	5710	350	06	District	In State Travel/ Conferences	\$0	\$0	\$0	\$0	\$0
2350	3654	080	10	2357	075	99	520	030	5720	350	06	District	Out of State Travel/ Conferences	\$0	\$0	\$0	\$0	\$0
2350	3654	080	10	2357	075	99	520	030	5730	350	06	District	Dues & Memberships	\$0	\$0	\$0	\$0	\$0
2350	3654	080	10	2440	075	99	520	030	5760	350	06	District	Other Expenses	\$4,441	\$10,652	\$0	\$20,438	\$4,000
2350	3654	080	10	7300	075	99	520	200	5850	350	99	District	Capital Equip > \$5000 Per Unit	\$0	\$0	\$0	\$0	\$0
2350	3654	080	10	7500	075	99	520	200	5851	350	99	District	Motor Vehicles > \$5000 Per Unit	\$0	\$0	\$0	\$0	\$0
2350	3654	080	10	7300	075	99	520	200	5859	350	99	District	Capital Tech > \$5000 Per Unit	\$0	\$0	\$0	\$0	\$0
2350	3654	080	10	7300	075	99	520	200	5870	350	99	District	Repl. Equipment- \$5000 Per Unit	\$0	\$0	\$0	\$0	\$0
2350	3654	080	40	2110	075	99	520	010	5110	350	99	NHS	Secy to Curr Dir/ Salary	\$0	\$0	\$0	\$10,748	\$3,440
Subtotal Expenditures													\$206,286	\$197,011	\$171,345	\$225,435	\$172,096	
Anticipated Ending Fund Bal.													\$19,356	\$25,525	\$20,313	\$10,172	\$13,926	

* Includes encumbrances.

II. Is any of your ending fund balance designated for a particular purpose? If yes, please explain below.

The fund balance is used to provide financial assistance and scholarships for families in need and to purchase materials for the program prior to the deposit of FY10 fees.

Revolving Fund FY10 Budget Request

Fund Name:	Fine & Performing Arts Sales to Students (2350-3655)
Fund Manager:	Director of Fine & Performing Arts
Executive Summary:	No Fee Increase (Recorder Fee to Remain at \$5 and BSO ticket cost to remain at \$15)

Fund Description:

The Fine & performing Arts Sales to Students Revolving Account includes revenue and expenses from the sales of recorders to 3rd graders and the annual 4th grade student trip to Symphony Hall to hear the Boston Symphony Orchestra Young Persons Concert. There are no major change in this fund.

Enabling Legislation:

MGL Chapter 71, Section 47

Critical Issues:

For the fourth year in a row, we would like to keep the recorder fee at \$5.00, even though the actual cost per student in \$8.25. In FY07 we moved to a different recorder package, but did not increase the fee per child due to our healthy fund balance, which had accumulated over many years. At this time, the fund balance, although gradually being reduced, will continue to remain healthy for one more year at approximately \$9,000.

Support for District Vision, Mission, Goals, Objectives:

Both of the principal activities supported by this account relate directly to the enhancement of the approved curriculum. The recorders are an integral part of the 3rd grade program that gives all students a basic instrumental music experience. The Boston Symphony Orchestra experience ensures that all Needham students will hear a professional, world-class symphony orchestra in one of our country's premier concert halls, Symphony Hall. Both of these activities support the district's vision by helping to "create excited learners" and keeps students engaged in dynamic and challenging experiences that stimulate thinking and creativity.

Description of Revenues:

Recorders	FY03	FY04	FY05	FY06	FY07	FY08	FY09	FY10
Enrollment	350	330	350	350	421	432	418	470
Fee	\$5	\$5	\$5	\$5	\$5	\$5	\$5	\$5

Symphony	FY03	FY04	FY05	FY06	FY07	FY08	FY09	FY10
Enrollment	341	356	350	371	415	420	432	420
Fee	\$13	\$15	\$15	\$15	\$15	\$15	\$15	\$15

FY10 projected revenues equal \$8,650, and consist of recorders (\$2,350) and symphony (\$6,300.) FY09 projected revenues (of \$0), reflect positive revenue collections, net of correcting journal entries to properly attribute prior year revenue collections to the School Performing Groups revolving fund.

Staffing:

No staff are paid from this fund.

Expenses:

Expenses for this fund include the cost of the Boston Symphony tickets (\$4,200, or 420 tickets x \$10/each), transportation to the concert (\$2,700, or 12 buses x \$225/cach), and the cost of the recorder packages (\$3,878, or \$8.25 x 470 students). Total: \$10,778.

FY10 Proposed Budget:

Attached. No fee increase proposal.

Revolving Fund Name: Fine & Performing Arts Sales to Students Revolving Fund
 Revolving Fund Code: David Neves

													FY07	FY08	FY09	FY09	FY10	
													Actual	Actual	Budget	Prd	Budget	
Revenues																		
<u>Beginning Fund Balance (Carry-Over Revenue from Prior Year)</u>																		
2350	3655	000	00	0000	000	00	534	000	0000	000	00		Carry-Over Revenue	\$17,120	\$16,337	\$13,209	\$24,489	\$11,324
<u>Current Year Revenue Collections</u>																		
2350	3655	000	00	0000	000	00	432	000	0000	000	00		Current Year Revenue Collections	\$8,225	\$18,913	\$8,725	\$0	\$8,650
<u>Revenue Collected for Next Fiscal Year</u>																		
2350	3655	000	00	0000	000	00	432	000	0000	000	00		Pre-Collection Next FY Revenue	\$0	\$0	\$0	\$0	\$0
Subtotal Revenues													\$26,345	\$35,250	\$21,934	\$24,489	\$19,974	
Expenditures																		
Fund	Dept	Pam	Bldg	DOE	Subj	Gr	Act	TM	Object	SchA	Ext	Building	Object Code Description	FY07	FY08	FY09	FY09	FY10
				Fun	Code	Code	Code		Code	Code	Obj			Actual	Actual	Budget	Prd	Budget
2350	3655	090	10	2440	075	99	520	020	5330	350	04	District	Transportation	\$0	\$0	\$2,880	\$0	\$2,700
2350	3655	090	10	2430	075	99	520	030	5510	350	05	District	Educational Supplies	\$0	\$0	\$0	\$0	\$0
2350	3655	090	21	2440	075	99	520	020	5380	350	04	Broadmeadow	Other Services	\$0	\$683	\$0	\$1,134	\$0
2350	3655	090	21	2430	070	99	520	030	5510	350	05	Broadmeadow	Educational Supplies	\$430	\$1,746	\$701	\$2,073	\$990
2350	3655	090	21	2415	075	99	520	030	5512	350	05	Broadmeadow	Teaching Aids/ Clsm Ref	\$0	\$0	\$0	\$0	\$0
2350	3655	090	21	2410	075	99	520	030	5517	350	05	Broadmeadow	Textbooks & Workbooks	\$0	\$0	\$0	\$0	\$0
2350	3655	090	21	2420	075	99	520	030	5522	350	05	Broadmeadow	Instr. Equipment/ Supplies	\$1,637	\$0	\$880	\$0	\$866
2350	3655	090	22	2440	075	99	520	020	5380	350	04	Eliot	Other Services	\$0	\$0	\$0	\$429	\$0
2350	3655	090	22	2430	070	99	520	030	5510	350	05	Eliot	Educational Supplies	\$0	\$2,040	\$701	\$1,273	\$800
2350	3655	090	22	2415	075	99	520	030	5512	350	05	Eliot	Teaching Aids/ Clsm Ref	\$0	\$0	\$0	\$0	\$0
2350	3655	090	22	2410	075	99	520	030	5517	350	05	Eliot	Textbooks & Workbooks	\$0	\$0	\$0	\$0	\$0
2350	3655	090	22	2420	075	99	520	030	5522	350	05	Eliot	Instr. Equipment/ Supplies	\$1,385	\$0	\$800	\$0	\$852
2350	3655	090	23	2440	075	99	520	020	5380	350	04	Hillside	Other Services	\$0	\$0	\$0	\$429	\$0
2350	3655	090	23	2430	070	99	520	030	5510	350	05	Hillside	Educational Supplies	\$0	\$1,868	\$701	\$1,273	\$520
2350	3655	090	23	2415	075	99	520	030	5512	350	05	Hillside	Teaching Aids/ Clsm Ref	\$0	\$0	\$0	\$0	\$0
2350	3655	090	23	2410	075	99	520	030	5517	350	05	Hillside	Textbooks & Workbooks	\$0	\$0	\$0	\$0	\$0
2350	3655	090	23	2420	075	99	520	030	5522	350	05	Hillside	Instr. Equipment/ Supplies	\$1,445	\$0	\$880	\$0	\$893
2350	3655	090	24	2440	075	99	520	020	5380	350	04	Mitchell	Other Services	\$0	\$0	\$0	\$429	\$0
2350	3655	090	24	2430	070	99	520	030	5510	350	05	Mitchell	Educational Supplies	\$0	\$1,859	\$701	\$1,273	\$910
2350	3655	090	24	2415	075	99	520	030	5512	350	05	Mitchell	Teaching Aids/ Clsm Ref	\$0	\$0	\$0	\$0	\$0
2350	3655	090	24	2410	075	99	520	030	5517	350	05	Mitchell	Textbooks & Workbooks	\$0	\$0	\$0	\$0	\$0
2350	3655	090	24	2420	075	99	520	030	5522	350	05	Mitchell	Instr. Equipment/ Supplies	\$1,333	\$0	\$880	\$0	\$635
2350	3655	090	25	2440	075	99	520	020	5380	350	04	Newman	Other Services	\$0	\$0	\$0	\$378	\$0
2350	3655	090	25	2430	070	99	520	030	5510	350	05	Newman	Educational Supplies	\$645	\$2,564	\$701	\$2,073	\$1,280
2350	3655	090	25	2415	075	99	520	030	5512	350	05	Newman	Teaching Aids/ Clsm Ref	\$0	\$0	\$0	\$0	\$0
2350	3655	090	25	2410	075	99	520	030	5517	350	05	Newman	Textbooks & Workbooks	\$0	\$0	\$0	\$0	\$0
2350	3655	090	25	2420	075	99	520	030	5522	350	05	Newman	Instr. Equipment/ Supplies	\$1,733	\$0	\$880	\$0	\$1,031
2350	3655	090	30	2430	070	99	520	030	5510	350	05	Pollard	Educational Supplies	\$216	\$0	\$0	\$0	\$0
2350	3655	090	40	2430	075	99	520	030	5510	350	99	NHS	Educational Supplies	\$204	\$0	\$0	\$0	\$0
2350	3655	090	50	2430	075	99	520	030	5510	350	05	Preschool	Educational Supplies	\$0	\$0	\$0	\$2,400	\$0
Subtotal Expenditures													\$9,008	\$10,761	\$10,785	\$13,166	\$10,777	
Anticipated Ending Fund Bal.													\$16,337	\$24,489	\$11,149	\$11,324	\$9,197	

* Includes encumbrances.

ii. Is any of your ending fund balance designated for a particular purpose? If yes, please explain below.

This page is intentionally blank.

Revolving Fund FY10 Budget Request

Fund Name:	Fine & Performing Arts Graphic Arts (2350-3656)
Fund Manager:	Director of Fine & Performing Arts
Executive Summary:	5-10% Increase In-House Prices; Combined FY10 Price List for In-House and Outside Jobs to Cover Program Expenses

Fund Description:

The Graphics Arts department provides graphic printing of various types, primarily for the school and community. This department employs and teaches student apprentices to produce a variety of needed items including: programs of studies, annual reports, tickets, invitations, brochures, business cards and special events programs. The Graphic Arts Department also designs and imprints apparel for sports teams, music ensembles and clubs.

Enabling Legislation:

MGL chapter 71, Section 47

Critical Issues:

The most critical issue for this program is financial sustainability, particularly given the FY09 addition of the Graphic Art Director's stipend, which must be covered via yearly income. The High School renovation/construction project, which purchased new graphics equipment and reconfigured the work space, has resulted in the more efficient use of staff time, and an increased ability to handle larger work orders. These improvements are expected to increase productivity and reduce the materials expense per job. A reduction in the number of summer intern hours also has been projected for FY10, to bring the budget in line with the actual summer FY09 hours. Nevertheless, program costs exceed program revenues. To address this, Graphic Arts is proposing to eliminate the in-house 'discount' of 15-20% for in-house orders, and to maintain a single price list for everything except t-shirt screening (which would continue to be made available at discounted prices in-house.)

Support for District Vision, Mission, Goals, Objectives:

This fund primarily serves to provide cost effective and efficient printing services for the school department, though it also provides real world, vocational work experience for numerous students through the Graphics Production classes, and the student interns. This supports District Goal #3.1 (developmentally appropriate learning and experiences.)

Description of Revenues:

Revenues from this fund are derived from two sources: internal (school) printing jobs – from printing school handbooks, to producing tee shirts for different Student Activity groups; and from external (non-school) printing jobs – invitations, tee shirts, other graphic jobs. Fees vary by the type of job, according to published price lists. In FY05, two fixed price lists were implemented for all printing orders: one for school department orders and one for the general public. Fees vary widely based on the type of job. In FY09, we raised the fee

for Student Planners from \$10 to \$13. For FY10, Graphic Arts is proposing to eliminate the in-house discount for all orders except apparel imprinting to boost revenue. FY10 revenues are projected to be \$60,000 based on estimated collections of \$38,000 from internal printing jobs and \$22,000 from external printing jobs. The FY10 price list is attached.

Staffing:

Salaries for this fund include printing interns who receive \$9.51/hr (students), \$13.00/hr (college students) or \$18.00/hr (teacher). Interns are primarily used during the summer and school breaks. The Graphic Art Production Director receives a Unit A Contractual stipend, which has been funded through this budget since FY09.

Expenses:

Expenses for all supplies and materials are projected to be \$31,000; salaries for printing interns are projected to be \$10,476; the salary of the Production Director is budgeted at \$22,433. Equipment maintenance and repairs are projected to be \$2,950. Expenses paid from this fund are: salaries for printing interns, equipment replacement, repair and maintenance, software updates, and a variety of supplies including paper, ink, toner, apparel, binding materials, and accessories. FY10 budgeted expenses total \$66,859.

FY10 Proposed Budget:

The Graphics Arts budget is presented on Attachment A. Ending fund balance of \$25,005 is projected, which is needed to provide for the purchase of supplies for summer printing work, and payment of the summer intern printing payroll.

Revolving Fund Name: Graphic Arts Revolving Fund
 Revolving Fund Cont: David Neves

													FY07	FY08	FY09	FY09	FY10	
													Actual	Actual	Budget	Proj	Budget	
Revenues																		
<u>Beginning Fund Balance (Carry-Over Revenue from Prior Year)</u>																		
2350	3656	000	00	0000	000	00	534	000	0000	000	00	00	Carry-Over Revenue	\$27,643	\$43,463	\$37,314	\$44,715	\$31,864
<u>Current Year Revenue Collections</u>																		
2350	3656	000	00	0000	000	00	432	000	0000	000	00	00	Current Year Revenue Collections	\$56,281	\$47,530	\$60,000	\$53,000	\$60,000
<u>Revenue Collected for Next Fiscal Year</u>																		
2350	3656	000	00	0000	000	00	432	000	0000	000	00	00	Pre-Collection Next FY Revenue	\$0	\$0	\$0	\$0	\$0
Subtotal Revenues													\$83,924	\$90,993	\$97,314	\$97,715	\$91,864	
Expenditures																		
Fund	Dept	Pgm	Bldg	DOE Fun	Subj Code	Gr Code	Act Code	IM	Object Code	SchA Code	Ext Obj	Building	Object Code Description	FY07 Actual	FY08 Actual	FY09 Budget	FY09 Proj	FY10 Budget
2350	3656	090	40	1230	070	99	520	010	5130	350	99	NHS	Coaches	\$0	\$0	\$0	\$0	\$0
2350	3656	090	40	2110	070	99	520	010	5110	350	99	NHS	Curriculum Dir/ Salary	\$0	\$0	\$0	\$0	\$0
2350	3656	090	40	2120	070	99	520	010	5110	350	99	NHS	Dept Head (Non Supv) Salary	\$0	\$0	\$0	\$0	\$0
2350	3656	090	40	2220	070	99	520	010	5110	350	99	NHS	Curr Ldr/Academic Dept Head/ Sala	\$0	\$0	\$0	\$0	\$0
2350	3656	090	40	2305	070	99	520	010	5110	350	99	NHS	Certified Classroom Teacher/ Sala	\$0	\$0	\$0	\$21,808	\$22,433
2350	3656	090	40	2315	070	99	520	010	5110	350	99	NHS	Certified Teacher Specialist/ Salary	\$0	\$0	\$0	\$0	\$0
2350	3656	090	40	2315	070	99	520	010	5110	350	99	NHS	Instr. Coord-Team Leader/ Salary	\$0	\$0	\$0	\$0	\$0
2350	3656	090	40	2320	070	99	520	010	5110	350	99	NHS	Medical/Therapeutic/ Salary	\$0	\$0	\$0	\$0	\$0
2350	3656	090	40	2440	070	99	520	010	5110	350	99	NHS	Other Instructional	\$10,774	\$0	\$13,560	\$10,499	\$10,478
2350	3656	090	40	2325	070	99	520	010	5110	350	99	NHS	Classroom Subs/ Salary	\$0	\$0	\$0	\$0	\$0
2350	3656	090	40	2330	070	99	520	010	5110	350	99	NHS	Instr. Asst - Paraprofessional/ Sala	\$0	\$12,552	\$0	\$0	\$0
2350	3656	090	40	2353	070	99	520	010	5110	350	99	NHS	Prof Dev Summer/Attr School/ Sala	\$0	\$0	\$0	\$0	\$0
2350	3656	090	40	2355	070	99	520	010	5110	350	99	NHS	Prof Dev Subs	\$0	\$0	\$0	\$0	\$0
2350	3656	090	40	2357	070	99	520	010	5110	350	99	NHS	Prof Dev School Year/ Salary	\$0	\$0	\$0	\$0	\$0
2350	3656	090	40	2110	070	99	520	010	5110	350	99	NHS	Secy to Curr Dir/ Salary	\$0	\$0	\$0	\$0	\$0
2350	3656	090	40	2120	070	99	520	010	5110	350	99	NHS	Secy to Dep Head (Non Supv) Sala	\$0	\$0	\$0	\$0	\$0
2350	3656	090	40	2210	070	99	520	010	5110	350	99	NHS	Other Building Secy/ Salary	\$0	\$0	\$0	\$0	\$0
2350	3656	090	40	2220	070	99	520	010	5110	350	99	NHS	Secy to Acad Dept Head/ Salary	\$0	\$0	\$0	\$0	\$0
2350	3656	090	40	1420	070	99	520	010	5110	350	99	NHS	Human Resources & Benefits/ Sala	\$0	\$0	\$0	\$0	\$0
2350	3656	090	40	4110	070	99	520	010	5110	350	99	NHS	Custodians/ Salary	\$0	\$0	\$0	\$0	\$0
2350	3656	090	40	5200	070	99	520	010	5110	350	99	NHS	Fringe	\$0	\$0	\$0	\$0	\$0
2350	3656	090	40	4220	070	99	520	020	5241	350	99	NHS	R&M Bldgs / Services	\$0	\$0	\$0	\$0	\$0
2350	3656	090	40	4210	070	99	520	020	5241	350	99	NHS	R&M Grounds / Services	\$0	\$0	\$0	\$0	\$0
2350	3656	090	40	2451	070	99	520	020	5255	350	99	NHS	R&M Technology/ Services	\$0	\$1,874	\$1,000	\$0	\$750
2350	3656	090	40	2420	070	99	520	020	5257	350	99	NHS	R&M Instr Equip/ Services	\$1,263	\$0	\$2,450	\$0	\$2,200
2350	3656	090	40	5350	070	99	520	020	5270	350	99	NHS	Lease Rental/ Services	\$0	\$0	\$0	\$0	\$0
2350	3656	090	40	2440	070	99	520	020	5300	350	99	NHS	Professional Technical/ Services	\$0	\$0	\$0	\$0	\$0
2350	3656	090	40	2440	070	99	520	020	5330	350	99	NHS	Transportation	\$0	\$0	\$0	\$0	\$0
2350	3656	090	40	2440	070	99	520	020	5341	350	99	NHS	Postage	\$0	\$0	\$0	\$0	\$0
2350	3656	090	40	2440	070	99	520	020	5345	350	99	NHS	Printing & Binding	\$0	\$0	\$0	\$0	\$0
2350	3656	090	40	2440	070	99	520	020	5346	350	99	NHS	Advertising	\$0	\$0	\$0	\$0	\$0
2350	3656	090	40	2440	070	99	520	020	5380	350	99	NHS	Other Services	\$105	\$0	\$0	\$1,220	\$0
2350	3656	090	40	2110	070	99	520	030	5420	350	99	NHS	Offices Supplies	\$0	\$0	\$0	\$0	\$0
2350	3656	090	40	4220	070	99	520	030	5430	350	99	NHS	R&M Bldgs / Supplies	\$0	\$0	\$0	\$0	\$0
2350	3656	090	40	4110	070	99	520	030	5450	350	99	NHS	Custodial / Supplies	\$0	\$0	\$0	\$0	\$0
2350	3656	090	40	4210	070	99	520	030	5460	350	99	NHS	Groundskeeping/ Supplies	\$0	\$0	\$0	\$0	\$0
2350	3656	090	40	3400	070	99	520	030	5490	350	99	NHS	Food Services/ Supplies	\$0	\$0	\$0	\$0	\$0
2350	3656	090	40	2430	070	99	520	030	5510	350	99	NHS	Educational Supplies	\$0	\$0	\$0	\$0	\$0
2350	3656	090	40	2415	070	99	520	030	5512	350	99	NHS	Teaching Aids/ Clasm Ref	\$0	\$0	\$0	\$0	\$0
2350	3656	090	40	2410	070	99	520	030	5517	350	99	NHS	Textbooks & Workbooks	\$0	\$0	\$0	\$0	\$0
2350	3656	090	40	2420	070	99	520	030	5522	350	99	NHS	Instr. Equipment/ Supplies	\$93	\$16,274	\$0	\$2,891	\$0
2350	3656	090	40	2453	070	99	520	030	5523	350	99	NHS	A/V Hardware	\$0	\$0	\$0	\$0	\$0
2350	3656	090	40	2455	070	99	520	030	5524	350	99	NHS	Instructional Software	\$0	\$0	\$0	\$0	\$0
2350	3656	090	40	2451	070	99	520	030	5525	350	99	NHS	Instructional Tech. Supplies	\$0	\$0	\$0	\$0	\$0
2350	3656	090	40	2440	070	99	520	030	5580	350	99	NHS	Other Supplies	\$28,228	\$13,756	\$39,000	\$9,736	\$26,000
2350	3656	090	40	2357	070	99	520	030	5710	350	99	NHS	In State Travel/ Conferences	\$0	\$0	\$0	\$0	\$0
2350	3656	090	40	2357	070	99	520	030	5720	350	99	NHS	Out of State Travel/ Conferences	\$0	\$0	\$0	\$0	\$0
2350	3656	090	40	2357	070	99	520	030	5730	350	99	NHS	Dues & Memberships	\$0	\$0	\$0	\$0	\$0
2350	3656	090	40	2440	070	99	520	030	5780	350	99	NHS	Other Expenses	\$0	\$1,822	\$12,000	\$19,699	\$5,000
2350	3656	090	40	7300	070	99	520	200	5850	350	99	NHS	Capital Equip > \$5000 Per Unit	\$0	\$0	\$0	\$0	\$0
2350	3656	090	40	7500	070	99	520	200	5851	350	99	NHS	Motor Vehicles > \$5000 Per Unit	\$0	\$0	\$0	\$0	\$0
2350	3656	090	40	7350	070	99	520	200	5856	350	99	NHS	Capital Tech. > \$5000 Per Unit	\$0	\$0	\$0	\$0	\$0
2350	3656	090	40	7300	070	99	520	200	5870	350	99	NHS	Repl. Equipment>\$5000 Per Unit	\$0	\$0	\$0	\$0	\$0
Subtotal Expenditures													\$40,461	\$46,278	\$68,010	\$65,851	\$66,859	
Anticipated Ending Fund Bal.													\$43,463	\$44,715	\$29,304	\$31,864	\$25,005	

* Includes encumbrances.

II. Is any of your ending fund balance designated for a particular purpose? If yes, please explain below.

Designated to meet fluctuations in sales and meet payroll obligations

This page is intentionally blank.

Revolving Fund FY10 Budget Request

Fund Name:	Fine & Performing Arts High School Musical (2350-3657)
Fund Manager:	Director of Fine & Performing Arts
Executive Summary:	Ticket price increase from \$15 to \$17.50/ticket.

Fund Description:

The Needham High School Musical is an annual theatrical production that involves approximately 100 students in a variety of roles, including acting, chorus, dance, instrumental, lighting/sound, set design/construction and costumes. During FY09, the High School performed The Music Man. Selection of the FY10 musical production will occur during Summer 2009.

Enabling Legislation:

MGL chapter 71, Section 47

Critical Issues:

The most critical issue for the High School musical continues to be the condition of the lighting and sound infrastructure of the Newman School auditorium, which has the only stage large enough to produce the musical. This has a direct impact on the cost of the musical since thousands of dollars and hundreds of man hours need to be dedicated each year to renting and setting up portable equipment. Since FY07, we have been addressing this issue partially by beginning to purchase sound and light equipment, as musical proceeds allow, which can be reused each year. Last year, due to some unexpectedly high costume costs, we did not purchase anything, but look forward to continuing this procedure this year. However, fully addressing lighting constraints will eventually require a Capital Outlay by the community.

Although the musical production has been able to reduce costs through improved conservation of set materials and the purchase of some sound/light equipment in lieu of renting, the cost of producing the musical has exceeded ticket sales for the past several years. As such, the fund balance has begun to be depleted. The musical production needs a fund balance of at least \$11,000 to cover production expenses that are incurred prior to ticket revenues being collected. As a result, a fee increase from \$15 to \$17.50 is proposed to restore fund balance, and provide a sufficient operating cushion to meet production expenses.

Support for District Vision, Mission, Goals, Objectives:

The High School Musical provides a full comprehensive professional level theatrical experience for our most dedicated music and theater students. This directly supports the district mission to "create excited learners" and "inspire excellence". It also supports the District value of "Scholarship:Learning" by engaging students in a complex, challenging experience that stimulates creativity. Though it does not substitute for a standards-based curricular experience in Theater education, it does provide a formal theater experience for some of our students. With the Musical requiring so much interaction and group problem-solving amongst a diverse population of staff, students and parents, it directly support the district goals of having students become committed and connected to their community.

Description of Revenues:

All revenue for this fund comes from ticket sales. FY10 revenues are projected to be \$27,000, based on sales of 1,350 tickets over the course of three shows at \$17.50 each. (In FY08, over 1,200 tickets were sold.) Additional stipends for the Musical and Acting directors, along with set and costume advisors are included as part of the school department operating fund through the Unit A contract. The \$17.50 ticket price represents a \$2.50 increase over the historical price of \$15, to cover higher costs of production and provide sufficient operating reserves to cover cash-flow needs during production. Historical ticket prices are shown below.

	FY06	FY07	FY08	FY09	FY10
Ticket Price	\$15	\$15	\$15	\$15	\$17.50

Staffing:

No permanent staff are paid from this fund. Salary expenses include payment of pit orchestra musicians, accompanists and some additional stage, set and production advisors as needed.

Expenses:

Expenses for this fund are the production rental and royalties, which vary from show to show, costume, lighting, and sound equipment rentals (\$9200), set construction advisors, orchestra musicians, accompanists, police, fire and custodial details (\$7159), poster, flier, and ticket printing (\$650), postage (\$125), and other expenses, such as construction supplies, costume accessories and makeup (\$2800). Total Projected Expenses: \$19,934.

FY10 budget expenses are less than musical expenses of the current year, which were higher than normal, owing to the need to rent more costumes than originally budgeted, and replenish makeup and set materials. The musical does not expect these additional expenses to repeat, and has saved many set materials for reuse in FY10.

FY10 Proposed Budget:

Attached. Budgeted ending fund balance, though projected to be reduced to \$11,562, will be used to cover expenses incurred prior to the annual theatrical production.

Revolving Fund Name: Musical Revolving Fund
 Revolving Fund Code: David Neves

														FY07	FY08	FY09	FY09	FY10	
														Actual	Actual	Budget	Proj	Budget	
Revenues																			
<u>Beginning Fund Balance (Carry-Over Revenue from Prior Year)</u>																			
2350	3657	000	00	0000	000	00	534	000	0000	000	00			Carry-Over Revenue	\$19,414	\$16,998	\$16,848	\$12,220	\$7,871
<u>Current Year Revenue Collections</u>																			
2350	3657	000	00	0000	000	00	432	000	0000	000	00			Current Year Revenue Collections	\$23,110	\$16,899	\$16,375	\$21,877	\$23,625
<u>Revenue Collected for Next Fiscal Year</u>																			
2350	3657	000	00	0000	000	00	432	000	0000	000	00			Pre-Collection Next FY Revenue	\$0	\$0	\$0	\$0	\$0
Subtotal Revenues														\$42,524	\$33,897	\$36,223	\$34,097	\$31,496	
Expenditures																			
Fund	Dept	Pgm	Bldg	DOE	Subj	Gr	Act	Obj	SchA	Ext	Building	Object Code Description	FY07	FY08	FY09	FY09	FY10		
				Fun	Code	Code	Code	Code	Code	Obj			Actual	Actual	Budget	Proj	Budget		
2350	3657	080	40	1230	075	99	520	010	5130	350	99	NHS	Coaches	\$0	\$0	\$0	\$0	\$0	
2350	3657	080	40	2110	075	99	520	010	5110	350	99	NHS	Curriculum Dirr/ Salary	\$0	\$0	\$0	\$0	\$0	
2350	3657	080	40	2120	075	99	520	010	5110	350	99	NHS	Dept Head (Non Suprv) Salary	\$0	\$0	\$0	\$0	\$0	
2350	3657	080	40	2220	075	99	520	010	5110	350	99	NHS	Curr Ldr/Academic Dept Head/ Sal	\$0	\$0	\$0	\$0	\$0	
2350	3657	080	40	2305	075	99	520	010	5110	350	99	NHS	Certified Classroom Teacher/ Sala	\$3,087	\$5,837	\$5,040	\$5,040	\$5,584	
2350	3657	080	40	2310	075	99	520	010	5110	350	99	NHS	Certified Teacher Specialist/ Salary	\$0	\$0	\$0	\$0	\$0	
2350	3657	080	40	2315	075	99	520	010	5110	350	99	NHS	Instr. Coord-Team Leader/ Salary	\$0	\$0	\$0	\$0	\$0	
2350	3657	080	40	2320	075	99	520	010	5110	350	99	NHS	Medical/Therapeutic/ Salary	\$0	\$0	\$0	\$0	\$0	
2350	3657	080	40	2440	075	99	520	010	5110	350	99	NHS	Other Instructional	\$0	\$0	\$0	\$0	\$0	
2350	3657	080	40	2325	075	99	520	010	5110	350	99	NHS	Classroom Subs/ Salary	\$0	\$0	\$0	\$0	\$0	
2350	3657	080	40	2330	075	99	520	010	5110	350	99	NHS	Instr. Asst - Paraprofessional/ Sala	\$0	\$0	\$0	\$0	\$0	
2350	3657	080	40	2353	075	99	520	010	5110	350	99	NHS	Prof Dev Summer(Aft School) Sal	\$0	\$0	\$0	\$0	\$0	
2350	3657	080	40	2355	075	99	520	010	5110	350	99	NHS	Prof Dev Subs	\$0	\$0	\$0	\$0	\$0	
2350	3657	080	40	2357	075	99	520	010	5110	350	99	NHS	Prof Dev School Year/ Salary	\$0	\$0	\$0	\$0	\$0	
2350	3657	080	40	2110	075	99	520	010	5110	350	99	NHS	Secy to Curr Dir/ Salary	\$0	\$0	\$0	\$0	\$0	
2350	3657	080	40	2120	075	99	520	010	5110	350	99	NHS	Secy to Dep Head (Non Supv) Sala	\$0	\$0	\$0	\$0	\$0	
2350	3657	080	40	2210	075	99	520	010	5110	350	99	NHS	Other Building Secy/ Salary	\$0	\$0	\$0	\$0	\$0	
2350	3657	080	40	2220	075	99	520	010	5110	350	99	NHS	Secy to Acad Dept Head/ Salary	\$0	\$0	\$0	\$0	\$0	
2350	3657	080	40	1420	075	99	520	010	5110	350	99	NHS	Human Resources & Benefits/ Sal	\$0	\$0	\$0	\$0	\$0	
2350	3657	080	40	4110	075	99	520	010	5110	350	99	NHS	Custodians/ Salary	\$0	\$0	\$0	\$0	\$0	
2350	3657	080	40	5200	075	99	520	010	5110	350	99	NHS	Fringe	\$0	\$0	\$0	\$0	\$0	
2350	3657	080	40	4220	075	99	520	020	5241	350	99	NHS	R&M Bldgs / Services	\$0	\$0	\$0	\$0	\$0	
2350	3657	080	40	4210	075	99	520	020	5241	350	99	NHS	R&M Grounds / Services	\$0	\$0	\$0	\$0	\$0	
2350	3657	080	40	2451	075	99	520	020	5255	350	99	NHS	R&M Technology/ Services	\$0	\$0	\$0	\$0	\$0	
2350	3657	080	40	2420	075	99	520	020	5257	350	99	NHS	R&M Instr Equip/ Services	\$0	\$0	\$0	\$0	\$0	
2350	3657	080	40	5350	075	99	520	020	5270	350	99	NHS	Lease Rental/ Services	\$0	\$0	\$5,800	\$3,055	\$9,200	
2350	3657	080	40	2440	075	99	520	020	5300	350	99	NHS	Professional Technical/ Services	\$0	\$0	\$1,500	\$0	\$0	
2350	3657	080	40	2440	075	99	520	020	5330	350	99	NHS	Transportation	\$0	\$0	\$0	\$0	\$0	
2350	3657	080	40	2440	075	99	520	020	5341	350	99	NHS	Postage	\$0	\$0	\$175	\$0	\$125	
2350	3657	080	40	2440	075	99	520	020	5345	350	99	NHS	Printing & Binding	\$440	\$0	\$560	\$592	\$550	
2350	3657	080	40	2440	075	99	520	020	5346	350	99	NHS	Advertising	\$0	\$0	\$0	\$0	\$0	
2350	3657	080	40	2440	075	99	520	020	5380	350	99	NHS	Other Services	\$6,519	\$1,403	\$0	\$738	\$1,575	
2350	3657	080	40	2110	075	99	520	030	5420	350	99	NHS	Offices Supplies	\$0	\$0	\$0	\$0	\$0	
2350	3657	080	40	4220	075	99	520	030	5430	350	99	NHS	R&M Bldgs / Supplies	\$0	\$0	\$0	\$0	\$0	
2350	3657	080	40	4110	075	99	520	030	5450	350	99	NHS	Custodial / Supplies	\$0	\$0	\$0	\$0	\$0	
2350	3657	080	40	4210	075	99	520	030	5460	350	99	NHS	Groundskeeping/ Supplies	\$0	\$0	\$0	\$0	\$0	
2350	3657	080	40	3400	075	99	520	030	5450	350	99	NHS	Food Services/ Supplies	\$0	\$0	\$0	\$0	\$0	
2350	3657	080	40	2430	075	99	520	030	5510	350	99	NHS	Educational Supplies	\$0	\$0	\$0	\$0	\$0	
2350	3657	080	40	2415	075	99	520	030	5512	350	99	NHS	Teaching Aids/ Clasm Ref	\$0	\$0	\$0	\$0	\$0	
2350	3657	080	40	2410	075	99	520	030	5517	350	99	NHS	Textbooks & Workbooks	\$88	\$140	\$0	\$0	\$0	
2350	3657	080	40	2420	075	99	520	030	5522	350	99	NHS	Instr. Equipment/ Supplies	\$0	\$0	\$0	\$0	\$0	
2350	3657	080	40	2453	075	99	520	030	5523	350	99	NHS	A/V Hardware	\$0	\$0	\$0	\$0	\$0	
2350	3657	080	40	2455	075	99	520	030	5524	350	99	NHS	Instructional Software	\$0	\$0	\$0	\$0	\$0	
2350	3657	080	40	2451	075	99	520	030	5525	350	99	NHS	Instructional Tech Supplies	\$0	\$0	\$0	\$0	\$0	
2350	3657	080	40	2440	075	99	520	030	5580	350	99	NHS	Other Supplies	\$12,817	\$3,417	\$0	\$1,970	\$2,800	
2350	3657	080	40	2357	075	99	520	030	5710	350	99	NHS	In State Travel/ Conferences	\$0	\$0	\$0	\$0	\$0	
2350	3657	080	40	2357	075	99	520	030	5720	350	99	NHS	Out of State Travel/ Conferences	\$0	\$0	\$0	\$0	\$0	
2350	3657	080	40	2357	075	99	520	030	5730	350	99	NHS	Dues & Memberships	\$0	\$0	\$0	\$0	\$0	
2350	3657	080	40	2440	075	99	520	030	5780	350	99	NHS	Other Expenses	\$597	\$11,080	\$5,000	\$14,831	\$0	
2350	3657	080	40	7300	075	99	520	200	5850	350	99	NHS	Capital Equip > \$5000 Per Unit	\$0	\$0	\$0	\$0	\$0	
2350	3657	080	40	7500	075	99	520	200	5851	350	99	NHS	Motor Vehicles > \$5000 Per Unit	\$0	\$0	\$0	\$0	\$0	
2350	3657	080	40	7350	075	99	520	200	5856	350	99	NHS	Capital Tech > \$5000 Per Unit	\$0	\$0	\$0	\$0	\$0	
2350	3657	080	40	7300	075	99	520	200	5870	350	99	NHS	Repl. Equipment> \$5000 Per Unit	\$0	\$0	\$0	\$0	\$0	
Subtotal Expenditures														\$26,626	\$21,677	\$19,065	\$26,226	\$19,934	
Anticipated Ending Fund Bal.														\$16,998	\$12,220	\$16,158	\$7,871	\$11,562	

* Includes encumbrances.

II. Is any of your ending fund balance designated for a particular purpose? If yes, please explain below.

Reserved to meet production expenses, prior to ticket sales

This page is intentionally blank.

Revolving Fund FY10 Budget Request

Fund Name:	World Languages Book/Equipment Sales (2350-3662)
Fund Manager:	Director of World Language
Executive Summary:	No anticipated price increase in exam cost.

Fund Description:

This pass-through revolving account funds the sale of French, Spanish and Latin foreign language competitive exams to students. Previously, foreign language exam reader books also were sold through this fund.

Enabling Legislation:

MGL Chapter 71, Section 47.

Critical Issues:

No critical issues are anticipated for FY10.

Description of Revenues:

Revenues for this fund are received from students who pay the following fees:

	FY08 Proj Students	FY08 Fees	FY09 Proj Students	FY09 Fees	FY10 Proj Students	FY10 Fees
Readers	427	\$6/\$5	0 (not sold)	\$6	0 (not sold)	\$6
Spanish Exam	168	\$5	276 (actual)	\$5	276	\$5
Latin Exam	25	\$4	42 (actual)	\$4	42	\$4
French Exam	65	\$6	78 (actual)	\$6	78	\$6

The above fees are 'pass through,' and represent the charges incurred by Needham Public Schools in purchasing the exams from the publisher. No additional charges are paid by students. Should the cost of the exam increase, the increase will be passed along to the students in the form of a fee increase. FY10 revenues are projected to be \$2,016, based on FY09 projected activity.

Staffing:

No staff are paid from this fund.

Expenses:

Expenses consist of the cost of the Spanish exams (\$1,380), Latin exams (\$168) and French exams (\$468).

District's Vision, Mission, Goals and Objectives:

The activities of this fund support Goal 1.3 (Advancing Standards Based Learning), and Goal 3.4 (Promoting Active Citizenship.)

Proposed Budget:

The budget of the World Language Book/Equipment Sales Account is attached.

Revolving Fund Name: World Languages Revolving Fund
 Revolving Fund Code: Dobble Watters

												FY07	FY08	FY08	FY09	FY10	
												Actual	Actual	Budget	Proj	Budget	
Revenues																	
Beginning Fund Balance (Carry-Over Revenue from Prior Year)																	
2350	3662	000	00	0000	000	00	534	000	0000	000	00	Carry-Over Revenue	\$601	\$124	\$57	\$171	\$366
Current Year Revenue Collections																	
2350	3662	000	00	0000	000	00	432	000	0000	000	00	Current Year Revenue Collections	\$4,208	\$4,937	\$4,445	\$2,205	\$2,015
Revenue Collected for Next Fiscal Year																	
2350	3662	000	00	0000	000	00	432	000	0000	000	00	Pre-Collection Next FY Revenue	\$0	\$0	\$0	\$0	\$0
Subtotal Revenues												\$4,809	\$5,061	\$4,502	\$2,377	\$2,382	

												FY07	FY08	FY08	FY09	FY10	
												Actual	Actual	Budget	Proj	Budget	
Expenditures																	
Fund	Dept	Pgm	Bldg	DOE Fun	Subj Code	Gr Code	Act Code	Object Code	SchA Code	Ext Obj	Building	Object Code Description	FY07 Actual	FY08 Actual	FY08 Budget	FY09 Proj	FY10 Budget
2350	3662	080	10	1200	080	99	520 010	5110	350	01	District	Central Admin/ Salary	\$0	\$0	\$0	\$0	\$0
2350	3662	080	10	2110	080	99	520 010	5110	350	01	District	Curriculum Dir/ Salary	\$0	\$0	\$0	\$0	\$0
2350	3662	080	10	2120	080	99	520 010	5110	350	01	District	Dept Head (Non Supv)/ Salary	\$0	\$0	\$0	\$0	\$0
2350	3662	080	10	2220	080	99	520 010	5110	350	01	District	Curr Ldr/Academic Dept Head/ Sal	\$0	\$0	\$0	\$0	\$0
2350	3662	080	10	2305	080	99	520 010	5110	350	01	District	Certified Classroom Teacher/ Sala	\$0	\$0	\$0	\$0	\$0
2350	3662	080	10	2310	080	99	520 010	5110	350	01	District	Certified Teacher Specialist/ Salary	\$0	\$0	\$0	\$0	\$0
2350	3662	080	10	2315	080	99	520 010	5110	350	01	District	Instr. Coord-Team Leader/ Salary	\$0	\$0	\$0	\$0	\$0
2350	3662	080	10	2320	080	99	520 010	5110	350	01	District	Medical/Therapeutic/ Salary	\$0	\$0	\$0	\$0	\$0
2350	3662	080	10	2440	080	99	520 010	5110	350	01	District	Other Instructional	\$0	\$0	\$0	\$0	\$0
2350	3662	080	10	2325	080	99	520 010	5110	350	03	District	Classroom Subs/ Salary	\$0	\$0	\$0	\$0	\$0
2350	3662	080	10	2330	080	99	520 010	5110	350	03	District	Instr. Asst. - Paraprofessional/ Sala	\$0	\$0	\$0	\$0	\$0
2350	3662	080	10	2353	080	99	520 010	5110	350	01	District	Prof Dev Summer/Altr School/ Sala	\$0	\$0	\$0	\$0	\$0
2350	3662	080	10	2355	080	99	520 010	5110	350	03	District	Prof Dev Subs	\$0	\$0	\$0	\$0	\$0
2350	3662	080	10	2357	080	99	520 010	5110	350	01	District	Prof Dev School Year/ Salary	\$0	\$0	\$0	\$0	\$0
2350	3662	080	10	2110	080	99	520 010	5110	350	02	District	Secy to Curr Dir/ Salary	\$0	\$0	\$0	\$0	\$0
2350	3662	080	10	2120	080	99	520 010	5110	350	02	District	Secy to Dep Head (Non Sup)/ Sala	\$0	\$0	\$0	\$0	\$0
2350	3662	080	10	2210	080	99	520 010	5110	350	02	District	Other Building Secy/ Salary	\$0	\$0	\$0	\$0	\$0
2350	3662	080	10	2220	080	99	520 010	5110	350	02	District	Secy to Acad Dept Head/ Salary	\$0	\$0	\$0	\$0	\$0
2350	3662	080	10	1420	080	99	520 010	5110	350	02	District	Human Resources & Benefits/ Sala	\$0	\$0	\$0	\$0	\$0
2350	3662	080	10	4110	080	99	520 010	5110	350	03	District	Custodians/ Salary	\$0	\$0	\$0	\$0	\$0
2350	3662	080	10	5200	080	99	520 010	5110	350	99	District	Fringe	\$0	\$0	\$0	\$0	\$0
2350	3662	080	10	4220	080	99	520 020	5241	350	04	District	R&M Bldgs / Services	\$0	\$0	\$0	\$0	\$0
2350	3662	080	10	4210	080	99	520 020	5241	350	04	District	R&M Grounds / Services	\$0	\$0	\$0	\$0	\$0
2350	3662	080	10	2451	080	99	520 020	5255	350	04	District	R&M Technology/ Services	\$0	\$0	\$0	\$0	\$0
2350	3662	080	10	2420	080	99	520 020	5247	350	04	District	R&M Instr Equip/ Services	\$0	\$0	\$0	\$0	\$0
2350	3662	080	10	5350	080	99	520 020	5270	350	04	District	Lease Rental/ Services	\$0	\$0	\$0	\$0	\$0
2350	3662	080	10	2440	080	99	520 020	5300	350	04	District	Professional Technical/ Services	\$0	\$0	\$0	\$0	\$0
2350	3662	080	10	2440	080	99	520 020	5330	350	04	District	Transportation	\$0	\$0	\$0	\$0	\$0
2350	3662	080	10	2440	080	99	520 020	5341	350	04	District	Postage	\$0	\$0	\$0	\$0	\$0
2350	3662	080	10	2440	080	99	520 020	5345	350	04	District	Printing & Binding	\$0	\$0	\$0	\$0	\$0
2350	3662	080	10	2440	080	99	520 020	5346	350	04	District	Advertising	\$0	\$0	\$0	\$0	\$0
2350	3662	080	10	2440	080	99	520 020	5360	350	04	District	Other Services	\$0	\$0	\$0	\$0	\$0
2350	3662	080	10	2110	080	99	520 030	5420	350	05	District	Office Supplies	\$0	\$0	\$0	\$0	\$0
2350	3662	080	10	4220	080	99	520 030	5430	350	05	District	R&M Bldgs / Supplies	\$0	\$0	\$0	\$0	\$0
2350	3662	080	10	4110	080	99	520 030	5450	350	05	District	Custodial / Supplies	\$0	\$0	\$0	\$0	\$0
2350	3662	080	10	4210	080	99	520 030	5460	350	05	District	Groundskeeping/ Supplies	\$0	\$0	\$0	\$0	\$0
2350	3662	080	10	3400	080	99	520 030	5490	350	05	District	Food Services/ Supplies	\$0	\$0	\$0	\$0	\$0
2350	3662	080	10	2430	080	99	520 030	5510	350	05	District	Educational Supplies	\$0	\$377	\$4,445	\$0	\$2,015
2350	3662	080	10	2415	080	99	520 030	5512	350	05	District	Teaching Aids/ Clsm Ref	\$0	\$0	\$0	\$0	\$0
2350	3662	080	10	2410	080	99	520 030	5517	350	05	District	Textbooks & Workbooks	\$4,685	\$4,512	\$0	\$2,011	\$0
2350	3662	080	10	2420	080	99	520 030	5522	350	05	District	Instr. Equipment/ Supplies	\$0	\$0	\$0	\$0	\$0
2350	3662	080	10	2453	080	99	520 030	5523	350	05	District	AV Hardware	\$0	\$0	\$0	\$0	\$0
2350	3662	080	10	2455	080	99	520 030	5524	350	05	District	Instructional Software	\$0	\$0	\$0	\$0	\$0
2350	3662	080	10	2451	080	99	520 030	5525	350	05	District	Instructional Tech. Supplies	\$0	\$0	\$0	\$0	\$0
2350	3662	080	10	2440	080	99	520 030	5580	350	05	District	Other Supplies	\$0	\$0	\$0	\$0	\$0
2350	3662	080	10	2357	080	99	520 030	5710	350	06	District	In State Travel/ Conferences	\$0	\$0	\$0	\$0	\$0
2350	3662	080	10	2357	080	99	520 030	5720	350	06	District	Out of State Travel/ Conferences	\$0	\$0	\$0	\$0	\$0
2350	3662	080	10	2357	080	99	520 030	5730	350	06	District	Dues & Memberships	\$0	\$0	\$0	\$0	\$0
2350	3662	080	10	2440	080	99	520 030	5780	350	06	District	Other Expenses	\$0	\$0	\$0	\$0	\$0
2350	3662	080	10	7300	080	99	520 200	5850	350	99	District	Capital Equip > \$5000 Per Unit	\$0	\$0	\$0	\$0	\$0
2350	3662	080	10	7500	080	99	520 200	5851	350	99	District	Motor Vehicles > \$5000 Per Unit	\$0	\$0	\$0	\$0	\$0
2350	3662	080	10	7350	080	99	520 200	5855	350	99	District	Capital Tech. > \$5000 Per Unit	\$0	\$0	\$0	\$0	\$0
2350	3662	080	10	7300	080	99	520 200	5870	350	99	District	Repl. Equipment > \$5000 Per Unit	\$0	\$0	\$0	\$0	\$0
Subtotal Expenditures												\$4,685	\$4,889	\$4,445	\$2,011	\$2,015	
Anticipated Ending Fund Bal.												\$124	\$171	\$67	\$366	\$366	

* Includes encumbrances

II. Is any of your ending fund balance designated for a particular purpose? If yes, please explain below.

Revolving Fund FY10 Budget Request

Fund Name:	Kindergarten After School Enrichment (K.A.S.E.) (2350 3701)
Fund Manager:	Needham Community Education
Executive Summary:	Budgeted fee reduction for students attending 2, 3,4 and 5 days per week. Eliot, Hillside and Newman KASE will remain at the home schools. Broadmeadow and Mitchell KASE will remain at Needham Congregational Church.

Fund Description:

KASE is a fee-based program that affords kindergarten children the opportunity to experience a full school day. Children can attend KASE 2-5 days per week. The curriculum is topic-based enrichment, primarily focused around science and social studies. In a typical year, 65-80% of Needham kindergarten children participate in KASE.

Enabling Legislation:

M.G.L. Chapter 71 Section 47

Critical Issues:

- 1) Due to space constraints at multiple elementary schools, the School Procurement Officer issued an RFP for leased space for FY08-09. As a result, KASE is leasing space at the Congregational Church through FY09. In FY10, KASE plans to exercise the option to renew the lease for a third year. Looking ahead to FY11 it is anticipated that a similar arrangement could continue, or that space at Pollard or home schools might be available.
- 2) The proposed fee schedule for FY10 is as follows, and incorporates a planned fee reduction for the second year in a row.

Attending KASE	Proposed FY10 Fee	FY09 Fee	FY08 Fee
2 days/week	\$1600/year	\$1750	\$1750
3 days/week	\$2400/year	\$2550	\$2600
4 days/wcek	\$3100/year	\$3300	\$3450
5 days/week	\$3800/year	\$4000	\$4300

The proposed fee reduction is intended to keep the program affordable for families during this difficult economic period. It is funded, in part, by the fact that actual enrollment for FY09 (311) was higher than anticipated (budgeted at 269.) The additional revenue (42 students @ \$4,000 each) could be accommodated within existing classrooms at no real additional cost to KASE. The additional revenue closed the FY09 budgeted operating shortfall – which had been planned to come from carry over balances – plus the \$50,000 cost recapture of paper and postage expenses from the operating budget, which the Superintendent subsequently approved as part of the FY09 adopted budget. In FY10, we are projecting enrollment to be sustained at current levels, which allows KASE to cover its operating

expenses, as well as offer the fee reduction to families. Beyond FY10, the KASE fee amount may need to be increased, to offset inflationary increases in program costs.

Description of Revenues:

As of January 1, a total of 311 children are enrolled in FY09 KASE, for 2-5 days. A similar number are projected for FY10. Projected revenues for FY10 (assuming no additional registrations) total \$856,510, which is net of \$55,650 in scholarships, projected default in payments, and \$22,800 revenue loss for Tuesday afternoons). Again next year the early release days are clustered on Tuesday afternoons; as a result, families enrolling for Tuesday pm KASE will receive a \$200 credit. Of this amount, \$60,000 represents pre-collections for the FY10 school year. Parents pay a deposit of \$50 per day (c.g. \$100 for 2 days, \$150 for 3 days etc.) in the current year for the following year’s enrollment.

Projected enrollment is shown below:

Year	Enrollment	Fee
FY03	238	\$2700 for 5 days
FY04	282	\$2970 for 5 days
FY05	280	\$2970 for 5 days
FY06	315	\$2970 for 5 days
FY07	310	\$3600 for 5 days
FY08	269	\$4300 for 5 days
FY09	311	\$4000 for 5 days
FY10	311 projected	\$3800 for 5 days proposed

Staffing:

FY10 staff funded through this revolving fund include a 1.0 FTE Program Administrator, 6.5 FTE teachers, \$200,180 in instructional assistants, a 1.0 FTE nurse, and a portion of the following positions: Community Education Registrar/Marketing Manager (0.4 FTE), Accounting Secretary (0.11 FTE) and Department Director (0.34 FTE), as well as a portion of a payroll clerk (0.10 FTE). Substitute staffing also is budgeted within this fund. Custodial expenses of \$5,000 are budgeted for the off-site location, for a custodian who works 1 hour per day.

Expenses:

The KASE budget is divided into direct program expenses and indirect overhead costs. The direct program expenses include KASE staff, plus supplies/materials and expenses associated with the off-site location (rent, transportation of students, nurse, custodian). The indirect or overhead expenses include the KASE Administrative Leader, and a portion of the salaries of the support administrative and clerical staff. The indirect expenses also include \$55,000 to offset Town health insurance expenses, and small budgets for printing, postage, mileage, office equipment, contractual services and cell phones. Budgeted FY10 expenses total \$909,998.

Fund Balance:

The Community Education Program has established carry-over targets consistent with sound business practice. The FY10 budget assumes that expenses will exceed revenue by \$53,488, to fund the Superintendent's request that KASE provide one additional year of cost recapture to the operating budget, in the form of paper and postage expense. Ending fund balance of \$567,938 is divided into restricted (\$382,999) and unrestricted (\$184,939) amounts.

Restricted fund balance consists of the following:

- a) Three months operating reserve, or \$272,999.
- b) Enrollment deposits for the following year, but paid in the current year (\$60,000 in FY10.)
- c) A contingency bus (\$50,000), to cover KASE in the event that students need to be transported to another site.

Unrestricted fund balance of \$184,939, which was generated by prior year activity, is not required may be used in the following manner:

- a) Provide \$135,000 to offset Department of Public Facilities historical operating costs; these funds may be used to help this Department cover extraordinary expenses incurred this year at the Newman School, where KASE has two classrooms; *and/or*
- b) Hold \$50,000 in reserve to cover inflationary increases in FY11, so that KASE may continue to offer proposed FY10 fees for one additional year (in FY11); *or*
- c) Allocating \$50,000 to purchase unfunded operating budget requests, that also will benefit the KASE program, such as: book rooms at Mitchell/Hillside, technology supplies, or the like.
- d) A combination of these, or other uses as may be proposed by the School Committee.

FY10 Proposed Budget:

The proposed budget for the fee-based KASE program is attached.

This page is intentionally blank.

Revolving Fund FY10 Budget Request

Fund Name:	Elementary After School Enrichment (E.A.S.E.) (2350 3702)
Fund Manager:	Needham Community Education
Executive Summary:	In FY10 we expect to maintain current offerings and enrollments. Course fees vary with program offerings; a \$5 'across-the-board' fee increase cover program expenses and provide programming to small class sizes.

Fund Description:

EASE is a fee-based after school program, which gives elementary students the opportunity to engage in enrichment clubs and classes. Most clubs/classes meet once a week for an hour over a 10-week term at the five elementary schools. In FY07, the EASE terms were moved from Fall and Spring to two Winter terms (November-January and February-April). This has worked well and will be continued in FY10.

Critical Issues:

The challenge with EASE will be to continue to provide high-quality classes that complement the curriculum and are fun and engaging for students, while at the same time, maintaining reasonable class fees. Many classes are taught by outside instructors, we use five school sites and each site and class requires significant oversight for elementary age students. Additional ongoing challenges are securing classroom space at the elementary schools during after-school hours, and finding qualified teachers for the classes we would most like to offer, such as science and math enrichment, chess, music and theater, art, geography, and more. Finally, EASE is committed to providing enrichment programs, even at small class sizes, to maximize the benefit to children.

Enabling Legislation:

M.G.L. Chapter 71, Section 47

Description of Revenues:

EASE registrations have doubled since FY07 from about 500 to over 1,000. We are projecting level enrollments for FY10 of 1,075 students across approximately 87 courses. Program fees range from \$40.00 to \$170.00, and vary by course. FY10 projected revenues are \$91,855. These revenue reflect a budgeted \$5 'across-the-board' fee increase for FY10, to cover program costs. Additionally, although EASE is committed to continuing to offer classes to both small and large groups of children, the enrollment threshold at which we run a class may need to increase slightly (e.g. a 6 student-minimum to run a class rather than 5).

Staffing:

FY10 staff funded through this revolving fund include a 0.4 FTE salary of the Program Administrator, as well as stipended program instructors, temporary part-time onsite coordinators, and portions of the salaries of the Community Ed Registrar/Marketing Manager (0.1 FTE), Accounting Secretary (0.03 FTE), and Department Director (0.04 FTE.)

Expenses:

FY10 EASE revolving fund expenses of \$89,949 include salaries, class supplies/materials, contractual services with outside vendors, office supplies, printing and postage.

Funds Balance:

Projected ending fund balance on June 30 is \$20,991, which is just short of the three month operating reserve goal of \$26,985. (The reserves unknown SPED accommodation needs and to promote solid business practices.)

FY10 Proposed Budget:

The proposed budget for the fee-based EASE program is attached.

Revolving Fund Name: Elementary After School Enrichment (EASE)
 Revolving Fund Contact: Amy Goldman, Sue Bonaiuto

													FY07	FY08	FY09	FY09	FY10	
													Actual	Actual	Budget	Proj	Budget	
Revenues																		
Beginning Fund Balance (Carry-Over Revenue from Prior Year)																		
2350	3702	000	00	0000	000	00	534	000	0000	000	00		Carry-Over Revenue	\$3,671	\$20,285	\$20,285	\$18,099	\$19,085
Current Year Revenue Collections																		
2350	3702	000	00	0000	000	00	432	000	0000	000	00		Current Year Revenue Collections	\$99,278	\$90,025	\$88,044	\$88,460	\$91,859
Revenue Collected for Next Fiscal Year																		
2350	3702	000	00	0000	000	00	432	000	0000	000	00		Pre-Collection Next FY Revenue	\$0	\$0	\$0	\$0	\$0
Subtotal Revenues													\$103,147	\$110,309	\$106,329	\$104,579	\$110,940	
Expenditures																		
Fund	Dept	Pam	Bldg	DOE Fun	Subj Code	Gr Code	Act Code	TM	Object Code	SchA Code	Ext Obj	Buildings	Object Code Description	FY07 Actual	FY08 Actual	FY09 Budget	FY09 Proj	FY10 Budget
2350	3702	080	10	1230	090	99	520	010	5110	350	01	District	Central Admin/ Salary	\$2,201	\$2,529	\$3,530	\$1,771	\$3,738
2350	3702	080	10	1230	090	99	520	010	5146	350	01	District	Central Admin/ Longevity	\$5	\$9	\$0	\$0	\$0
2350	3702	080	10	2110	090	99	520	010	5110	350	01	District	Curriculum Dir/ Salary	\$3,708	\$14,191	\$9,940	\$8,116	\$10,345
2350	3702	080	10	2110	090	99	520	010	5148	350	01	District	Curriculum Dir/ Longevity	\$14	\$14	\$0	\$0	\$0
2350	3702	080	10	2315	090	99	520	010	5110	350	01	District	Instr. Coord-Team Leader/ Salary	\$40	\$0	\$0	\$0	\$0
2350	3702	080	10	2110	090	99	520	010	5110	350	02	District	Secy to Curr Dir/ Salary	\$2,130	\$5,505	\$5,836	\$5,156	\$5,414
2350	3702	080	10	2110	090	99	520	010	5148	350	02	District	Secy to Curr Dir/ Longevity	\$18	\$0	\$0	\$0	\$0
2350	3702	080	10	2440	090	99	520	020	5341	350	04	District	Postage	\$0	\$218	\$0	\$250	\$250
2350	3702	080	10	2440	090	99	520	020	5345	350	04	District	Printing & Binding	\$1,231	\$248	\$1,500	\$1,500	\$1,500
2350	3702	080	10	2440	090	99	520	020	5380	350	04	District	Other Services	\$0	\$1,063	\$1,250	\$0	\$0
2350	3702	080	10	2110	090	99	520	030	5420	350	05	District	Offices Supplies	\$897	\$159	\$2,900	\$300	\$300
2350	3702	080	10	2430	090	99	520	030	5510	350	05	District	Educational Supplies	\$0	\$0	\$40	\$40	\$40
2350	3702	080	10	2440	090	99	520	030	5580	350	05	District	Other Supplies	\$170	\$0	\$1,500	\$0	\$1,500
2350	3702	080	10	2357	090	99	520	030	5710	350	06	District	In State Travel/ Conferences	\$0	\$0	\$0	\$0	\$0
2350	3702	080	10	2440	090	99	520	030	5780	350	06	District	Other Expenses	\$1,565	\$1,300	\$0	\$1,500	\$0
2350	3702	080	21	2305	090	99	520	010	5110	350	01	Broadmeadow	Certified Classroom Teacher/ Salar	\$15,562	\$5,767	\$8,680	\$3,961	\$3,961
2350	3702	080	21	2310	090	99	520	010	5110	350	01	Broadmeadow	Certified Teacher Specialist/ Salary	\$0	\$0	\$0	\$0	\$0
2350	3702	080	21	2315	090	99	520	010	5110	350	01	Broadmeadow	Instr. Coord-Team Leader/ Salary	\$0	\$0	\$920	\$2,033	\$2,033
2350	3702	080	21	2330	090	99	520	010	5110	350	03	Broadmeadow	Instr. Asst - Paraprofessional/ Salar	\$2,880	\$1,293	\$0	\$0	\$0
2350	3702	080	21	2440	090	99	520	020	5380	350	04	Broadmeadow	Other Services	\$11,578	\$5,036	\$6,994	\$5,780	\$5,780
2350	3702	080	21	2430	090	99	520	030	5510	350	05	Broadmeadow	Educational Supplies	\$399	\$419	\$303	\$0	\$0
2350	3702	080	22	2305	090	99	520	010	5110	350	01	Eliot	Certified Classroom Teacher/ Salar	\$2,340	\$2,913	\$2,440	\$1,635	\$1,635
2350	3702	080	22	2315	090	99	520	010	5110	350	01	Eliot	Instr. Coord-Team Leader/ Salary	\$0	\$0	\$1,110	\$1,500	\$1,500
2350	3702	080	22	2330	090	99	520	010	5110	350	03	Eliot	Instr. Asst - Paraprofessional/ Salar	\$1,976	\$1,030	\$0	\$0	\$0
2350	3702	080	22	2440	090	99	520	020	5380	350	04	Eliot	Other Services	\$7,661	\$7,740	\$7,080	\$5,264	\$5,264
2350	3702	080	22	2430	090	99	520	030	5510	350	05	Eliot	Educational Supplies	\$67	\$348	\$0	\$348	\$348
2350	3702	080	23	2305	090	99	520	010	5110	350	01	Hillside	Certified Classroom Teacher/ Salar	\$3,515	\$5,760	\$4,000	\$6,832	\$6,832
2350	3702	080	23	2315	090	99	520	010	5110	350	01	Hillside	Instr. Coord-Team Leader/ Salary	\$0	\$0	\$1,840	\$2,157	\$2,157
2350	3702	080	23	2330	090	99	520	010	5110	350	03	Hillside	Instr. Asst - Paraprofessional/ Salar	\$2,153	\$1,905	\$0	\$0	\$0
2350	3702	080	23	2440	090	99	520	020	5380	350	04	Hillside	Other Services	\$8,627	\$8,364	\$9,768	\$8,600	\$8,600
2350	3702	080	23	2430	090	99	520	030	5510	350	05	Hillside	Educational Supplies	\$81	\$112	\$248	\$0	\$0
2350	3702	080	24	2305	090	99	520	010	5110	350	01	Mitchell	Certified Classroom Teacher/ Salar	\$300	\$3,742	\$880	\$1,760	\$1,760
2350	3702	080	24	2315	090	99	520	010	5110	350	01	Mitchell	Instr. Coord-Team Leader/ Salary	\$0	\$0	\$1,180	\$1,095	\$1,095
2350	3702	080	24	2330	090	99	520	010	5110	350	03	Mitchell	Instr. Asst - Paraprofessional/ Salar	\$870	\$1,156	\$72	\$68	\$68
2350	3702	080	24	2440	090	99	520	020	5380	350	04	Mitchell	Other Services	\$11,547	\$5,296	\$8,372	\$7,380	\$7,380
2350	3702	080	24	2430	090	99	520	030	5510	350	05	Mitchell	Educational Supplies	\$161	\$265	\$151	\$144	\$144
2350	3702	080	25	2305	090	99	520	010	5110	350	01	Newman	Certified Classroom Teacher/ Salar	\$1,765	\$6,846	\$2,240	\$7,720	\$7,720
2350	3702	080	25	2315	090	99	520	010	5110	350	01	Newman	Instr. Coord-Team Leader/ Salary	\$0	\$0	\$2,440	\$2,364	\$2,364
2350	3702	080	25	2330	090	99	520	010	5110	350	03	Newman	Instr. Asst - Paraprofessional/ Salar	\$780	\$2,209	\$0	\$131	\$131
2350	3702	080	25	2440	090	99	520	020	5300	350	04	Newman	Professional Technical/ Services	\$2,575	\$0	\$0	\$0	\$0
2350	3702	080	25	2440	090	99	520	020	5380	350	04	Newman	Other Services	\$3,503	\$5,036	\$7,736	\$6,620	\$6,620
2350	3702	080	25	2430	090	99	520	030	5510	350	05	Newman	Educational Supplies	\$0	\$1,720	\$827	\$1,239	\$1,239
Subtotal Expenditures													\$82,882	\$92,211	\$91,776	\$85,494	\$89,948	
Anticipated Ending Fund Bal.													\$20,285	\$18,099	\$14,553	\$19,085	\$20,992	

* Includes encumbrances.

II. Is any of your ending fund balance designated for a particular purpose? If yes, please explain below.

The fund balance is reserved as operating contingency

Revolving Fund FY10 Budget Request

Fund Name:	Middle School After School (M.A.S.) (2350 3703)
Fund Manager:	Needham Community Education
Executive Summary:	In FY10 with the opening of High Rock School, the PAS program will need to be divided into two programs: High Rock After School and Pollard After School. This will divide the revenues at the same time as adding infrastructure costs. As a result, fees may need to be increased by an average of \$5 per class.

Fund Description:

The Middle School After School Program (MAS) – formerly the Pollard After School Program - is a fee-based program that offers after-school enrichment opportunities to middle school students. Beginning September 2009, the program will have two sites – one at Pollard (for Grades 7-8) and one at High Rock (for Grades 6.) Classes/clubs generally meet once a week for one hour during a ten-week term. There are two PAS terms: Fall and Winter/Spring.

Critical Issues:

In FY10, with the opening of High Rock, the Middle School after school program will have two sites: High Rock and Pollard. As a result PAS class fees are budgeted to increase an average of \$5 per course, which will provide sufficient revenue to cover supervision infrastructure at two sites. The program will operate similarly to FASE – with varying program offerings at the different sites, rather than duplicated offerings. The competitive athletic programs, which incur costs for referees, buses, equipment and coaches, will be reviewed separately and may require additional fee increases. The after school options at each site are being reviewed as part of the High Rock transition planning work.

An additional issue for this program is the very small operating margin with which this program operates. Anticipated ending fund balance for FY09 is \$3,267, nearly half of which reflects pre-collection of fees for the FY10 school year, compared to a three-month operating reserve goal of \$16,851 to cover enrollment fluctuations and unexpected costs. In FY10, a similar ending fund balance is expected.

Enabling Legislation:

M.G.L. Chapter 71, Section 47

Description of Revenues:

A total of 811 students are projected to enroll in FY10 High Rock and PAS classes: 442 students for the Fall term and 369 students for the Winter/Spring term. A total of 48 classes will be offered during the year. Program fees range from \$45 to \$130 (with ski club at \$425), and vary by course. It is our goal to keep the PAS fees as low as possible to encourage participation by all students. Research indicates that after-school activities of interest to students where students can connect with an adult outside the school day is an important protective factor for this age group. Expected FY10 revenues for both terms total about \$56,200.

Staffing:

FY09 staff funded through this revolving fund include the part-time Program Administrator (0.1 FTE), stipended program instructors, temporary part-time onsite coordinators, plus a portion of the salaries of the Registrar/Marketing Manager (0.05 FTE), Accounting Secretary (0.01 FTE), and Department Director (0.04 FTE).

Expenses:

In addition to staffing, FY10 MAS revolving fund expenses include contractual services (field hockey and cross country referees/buses), and program supplies, office supplies, printing and teacher recruitment expenses. Total program expenses are projected to be approximately \$56,169.

Fund Balance:

To cover unknown SPED accommodation needs and to promote solid business practices, our goal is to hold three months operating expenses in carry-over reserves. This would total approximately \$16,851; our anticipated ending fund balance June 30, 2009 is projected to be \$3,295, of which \$1,500 represents pre-collection of income.

FY10 Proposed Budget:

The proposed budget for the fee-based PAS program is attached.

Revolving Fund Name: Middle School After School (MAS)
 Revolving Fund Contact: Mary Grace Summergrad, Sue Bonaiuto

Revenue														FY07	FY08	FY09	FY09	FY10
														Actual	Actual	Budget	Proj	Budget
Beginning Fund Balance (Carry-Over Revenue from Prior Year)																		
2350	3703	000	00	0000	000	00	534	000	0000	000	00		Carry-Over Revenue	\$9,708	\$19	\$19	\$2,010	\$3,268
Current Year Revenue Collections																		
2350	3703	000	00	0000	000	00	432	000	0000	000	00		Current Year Revenue Collections	\$49,781	\$54,510	\$55,534	\$50,842	\$54,897
Revenue Collected for Next Fiscal Year																		
2350	3703	000	00	0000	000	00	432	000	0000	000	00		Pre-Collection Next FY Revenue	\$0	\$1,500	\$500	\$1,500	\$1,500
Subtotal Revenue														\$9,489	\$56,029	\$56,053	\$54,152	\$59,463
Expenditures														FY07	FY08	FY09	FY09	FY10
Fund	Dept	Pgm	Bldg	DOE	Subj	Gr	Act	TM	Object	SchA	Ext	Building	Object Code Description	Actual	Actual	Budget	Proj	Budget
2350	3703	080	10	1230	090	99	520	010	5110	350	01	District	Central Admin/ Salary	\$3,483	\$3,373	\$882	\$3,542	\$3,738
2350	3703	080	10	1230	090	99	520	010	5148	350	01	District	Central Admin/ Salary	\$6	\$12	\$0	\$0	\$0
2350	3703	080	10	2110	090	99	520	010	5110	350	01	District	Curriculum Dir/ Salary	\$8,994	\$0	\$8,000	\$5,353	\$5,850
2350	3703	080	10	2315	090	99	520	010	5110	350	01	District	Instr. Coord-Team Leader/ Salary	\$1,000	\$0	\$0	\$0	\$0
2350	3703	080	10	2110	090	99	520	010	5110	350	02	District	Secy to Curr Dir/ Salary	\$2,738	\$0	\$5,838	\$2,578	\$2,707
2350	3703	080	10	2110	090	99	520	010	5148	350	02	District	Secy to Dep Head (Non Sup)/ Salary	\$23	\$0	\$0	\$0	\$0
2350	3703	080	10	2440	090	99	520	020	5330	350	04	District	Transportation	\$1,994	\$0	\$0	\$0	\$0
2350	3703	080	10	2440	090	99	520	020	5341	350	04	District	Postage	\$0	\$0	\$100	\$100	\$100
2350	3703	080	10	2440	090	99	520	020	5345	350	04	District	Printing & Binding	\$1,433	\$0	\$1,500	\$1,100	\$900
2350	3703	080	10	2440	090	99	520	020	5380	350	04	District	Other Services	\$735	\$0	\$1,250	\$0	\$0
2350	3703	080	10	2110	090	99	520	030	5420	350	05	District	Offices Supplies	\$110	\$0	\$200	\$200	\$200
2350	3703	080	10	2357	090	99	520	030	5710	350	06	District	In State Travel/ Conferences	\$0	\$0	\$50	\$50	\$50
2350	3703	080	10	2440	090	99	520	030	5780	350	06	District	Other Expenses	\$1,310	\$0	\$900	\$900	\$900
2350	3703	080	30	2110	090	99	520	010	5110	350	01	Polkard	Curriculum Dir/ Salary	\$0	\$5,166	\$0	\$0	\$0
2350	3703	080	30	2305	090	99	520	010	5110	350	01	Polkard	Certified Classroom Teacher/ Salary	\$31,445	\$34,315	\$30,780	\$20,084	\$32,434
2350	3703	080	30	2315	090	99	520	010	5110	350	01	Polkard	Instr. Coord-Team Leader/ Salary	\$0	\$0	\$2,000	\$4,960	\$4,120
2350	3703	080	30	2350	090	99	520	010	5110	350	03	Polkard	Instr. Assl - Paraprofessional/ Salary	\$2,485	\$1,969	\$0	\$535	\$535
2350	3703	080	30	2110	090	99	520	010	5110	350	02	Polkard	Secy to Curr Dir/ Salary	\$0	\$2,591	\$0	\$0	\$0
2350	3703	080	30	2440	090	99	520	020	5300	350	04	Polkard	Professional/ Technical/ Services	\$164	\$0	\$0	\$0	\$0
2350	3703	080	30	2440	090	99	520	020	5330	350	04	Polkard	Transportation	\$0	\$1,586	\$0	\$3,525	\$3,525
2350	3703	080	30	2440	090	99	520	020	5341	350	04	Polkard	Postage	\$0	\$95	\$0	\$0	\$0
2350	3703	080	30	2440	090	99	520	020	5345	350	04	Polkard	Printing & Binding	\$0	\$1,082	\$0	\$0	\$0
2350	3703	080	30	2440	090	99	520	020	5380	350	04	Polkard	Other Services	\$0	\$284	\$0	\$300	\$300
2350	3703	080	30	2430	090	99	520	030	5510	350	05	Polkard	Educational/ Supplies	\$3,555	\$1,331	\$1,870	\$1,458	\$1,458
2350	3703	080	30	2440	090	99	520	030	5780	350	06	Polkard	Other Expenses	\$0	\$2,215	\$0	\$0	\$0
Subtotal Expenditures														\$59,470	\$54,019	\$53,368	\$50,888	\$56,144
Anticipated Ending Fund Bal.														\$19	\$2,010	\$2,645	\$3,268	\$3,295

* includes encumbrances.

II. Is any of your ending fund balance designated for a particular purpose? If yes, please explain below.

The fund balance is designated as follows: \$1500 precollected income, \$1795 operating contingency

This page is intentionally blank.

Revolving Fund FY10 Budget Request

Fund Name:	Summer School (2350 3704)
Fund Manager:	Needham Community Education
Executive Summary:	Summer Programs have continued to grow each year since the reorganization of summer offerings in FY05. The programs have been successful in all ways – satisfaction, enrichment for students, flexible employment opportunities for teachers, quality, and reasonable class fees. Program fees vary and cover program costs.

Fund Description:

The Summer School provides high-quality enrichment courses for elementary, middle, and high school students, remedial courses for elementary students, and a structured tutoring program. The summer program continues to grow in enrollment and reputation. During the current year, the Summer School will serve 1,339 students in 109 courses.

Enabling Legislation:

M.G.L. Chapter 71, Section 71E

Critical Issues:

Summer programs are the fastest growing of all Community Education offerings. Parent requests for full-day programming led to a pilot of full-day program and afternoon classes last summer. The pilot was successful and more full-day programming will be added this summer. While expanded programming provides an attractive option for families, it does require a significant increase in infrastructure (more on-site coordination, supervision for students mid-day etc.)

Another critical issue involves the need for remedial classes at all levels, and this program's ability to meet that need through summer offerings. In FY06, a targeted remedial literacy program for students entering grades 2-3 was launched. Since then it has grown from 10 to students to about 20 students in FY08 and FY09. While the goal is to prevent summer loss in skill level, valuation data indicates that approximately 60-80% of students actually make significant literacy gains. Since it is so important that students are reading by 3rd grade, this program will be continued in FY10 despite the losses. The program will be reevaluated for FY11.

Description of Revenues:

A total of 1,339 students enrolled in FY09 summer enrichment and remedial courses. Each year we have experienced an increase in enrollments (FY09 – 1,339, FY08 – 801, FY07-488, FY06-423, FY05 325). Fees range from \$150 - \$600, with anticipated revenues in FY10 of \$188,773. Nearly all of these revenues are pre-collected in one fiscal year for use in the next.

Staffing:

FY10 staff funded through this revolving fund include part-time Program Administration (0.8 FTE), stipended program instructors, temporary part-time onsite coordinators and classroom aides, plus a portion of the salaries of the Community Education Registrar/Marketing Manager (0.2 FTE), Accounting Secretary (0.06

FTE), and Department Director (0.05 FTE). Due to the growth of the program and the numbers of students on-site during any given week in July, we may retain an on-call nurse to advise on health and safety issues.

Expenses:

FY10 Summer School revolving fund expenses of \$179,947 include salaries, custodial services (beyond regular hours), classroom supplies, printing, and office supplies.

Funds Balance:

To cover unknown SPED accommodation needs, and to maintain solid business practice we set a goal of carrying over 3 months operating expenses apart from our revenue pre-collection. Budgeted ending fund balance for FY10 is \$189,529, which includes \$175,000 in estimated pre-collected revenue and \$14,529 in operating reserves. (Our three-month operating reserve goal is \$53,984, which is more than the budgeted amount, but may be supplemented for cash flow purposes by the revenue precollection.)

FY10 Proposed Budget:

The proposed budget for the fee-based Summer School program is attached.

Revolving Fund Name: Summer School
 Revolving Fund Cont: Mary Grace Summergrad, Sue Bonaluto

													FY07	FY08	FY09	FY09	FY10	
													Actual	Actual	Budget	Proj	Budget	
Revenues																		
Beginning Fund Balance (Carry-Over Revenue from Prior Year)																		
2350	3704	000	00	0000	000	00	534	000	0000	000	00		Carry-Over Revenue	\$111,258	\$123,801	\$123,800	\$165,248	\$180,703
Current Year Revenue Collections																		
2350	3704	000	00	0000	000	00	432	000	0000	000	00		Current Year Revenue Collections	\$113,836	\$105,389	\$30,337	\$10,373	\$13,773
Revenue Collected for Next Fiscal Year																		
2350	3704	000	00	0000	000	00	432	000	0000	000	00		Pre-Collection Next FY Revenue	\$0	\$82,985	\$100,000	\$175,000	\$175,000
Subtotal Revenues													\$228,093	\$312,165	\$254,137	\$350,621	\$369,476	

Expenditures													FY07	FY08	FY09	FY09	FY10	
													Actual	Actual	Budget	Proj	Budget	
Fund	Dept	Pos	Rldg	DOE Fun	Subj Code	Gr Code	Act Code	TM	Object Code	SchA Code	Ext Obj	Building	Object Code Description	FY07 Actual	FY08 Actual	FY09 Budget	FY09 Proj	FY10 Budget
2350	3704	075	10	1230	090	99	520	010	5110	350	01	District	Central Admin/ Salary	\$10,000	\$0	\$8,824	\$0	\$4,673
2350	3704	075	10	2110	090	99	520	010	5110	350	01	District	Curriculum Dir/ Salary	\$28,943	\$24,939	\$28,308	\$40,243	\$26,818
2350	3704	075	10	2120	090	99	520	010	5110	350	01	District	Dept Head (Non Supv)/ Salary	\$0	\$0	\$0	\$0	\$0
2350	3704	075	10	2220	090	99	520	010	5110	350	01	District	Curr Ldr/Academic Dept Head/ Sa	\$0	\$0	\$0	\$0	\$0
2350	3704	075	10	2305	090	99	520	010	5110	350	01	District	Certified Classroom Teacher/ Sala	\$48,800	\$68,755	\$58,880	\$89,870	\$89,870
2350	3704	075	10	2310	090	99	520	010	5110	350	01	District	Certified Teacher Specialist/ Salar	\$0	\$0	\$0	\$0	\$0
2350	3704	075	10	2315	090	99	520	010	5110	350	01	District	Instr. Coord-Team Leader/ Salary	\$0	\$11,064	\$2,800	\$7,205	\$7,205
2350	3704	075	10	2320	090	99	520	010	5110	350	01	District	Medical/Therapeutic/ Salary	\$0	\$0	\$0	\$0	\$0
2350	3704	075	10	2440	090	99	520	010	5110	350	01	District	Other Instructional	\$0	\$0	\$0	\$0	\$0
2350	3704	075	10	2325	090	99	520	010	5110	350	03	District	Classroom Subr/ Salary	\$0	\$0	\$0	\$0	\$0
2350	3704	075	10	2330	090	99	520	010	5110	350	03	District	Instr. Asst - Para/Professional/ Sala	\$2,907	\$2,612	\$594	\$900	\$900
2350	3704	075	10	2353	090	99	520	010	5110	350	01	District	Prof Dev Summer/Afr School/ Sali	\$0	\$0	\$0	\$0	\$0
2350	3704	075	10	2355	090	99	520	010	5110	350	03	District	Prof Dev Subs	\$0	\$0	\$0	\$0	\$0
2350	3704	075	10	2357	090	99	520	010	5110	350	01	District	Prof Dev School Year/ Salary	\$0	\$0	\$0	\$0	\$0
2350	3704	075	10	2110	090	99	520	010	5110	350	02	District	Secy to Curr Dir/ Salary	\$1,216	\$15,481	\$10,525	\$10,312	\$10,828
2350	3704	075	10	2110	090	99	520	010	5148	350	02	District	Secy to Curr Dir/ Longevity	\$10	\$0	\$0	\$0	\$0
2350	3704	075	10	2210	090	99	520	010	5110	350	02	District	Other Building Secy/ Salary	\$0	\$0	\$0	\$0	\$0
2350	3704	075	10	2220	090	99	520	010	5110	350	02	District	Secy to Acad Dept Head/ Salary	\$0	\$0	\$0	\$0	\$0
2350	3704	075	10	1420	090	99	520	010	5110	350	02	District	Human Resources & Benefits/ Sali	\$0	\$0	\$0	\$0	\$0
2350	3704	075	10	4110	090	99	520	010	5110	350	03	District	Custodians/ Salary	\$0	\$0	\$520	\$520	\$520
2350	3704	075	10	5200	090	99	520	010	5110	350	99	District	Fringe	\$0	\$0	\$0	\$0	\$0
2350	3704	075	10	4220	090	99	520	020	5241	350	04	District	R&M Bldgs / Services	\$0	\$0	\$0	\$0	\$0
2350	3704	075	10	4210	090	99	520	020	5241	350	04	District	R&M Grounds / Services	\$0	\$0	\$0	\$0	\$0
2350	3704	075	10	2451	090	99	520	020	5255	350	04	District	R&M Technology/ Services	\$0	\$0	\$0	\$0	\$0
2350	3704	075	10	2420	090	99	520	020	5247	350	04	District	R&M Instr Equip/ Services	\$0	\$0	\$0	\$0	\$0
2350	3704	075	10	5350	090	99	520	020	5270	350	04	District	Lease Rental/ Services	\$0	\$0	\$0	\$0	\$0
2350	3704	075	10	2440	090	99	520	020	5300	350	04	District	Professional Technical/ Services	\$0	\$0	\$0	\$0	\$0
2350	3704	075	10	2440	090	99	520	020	5330	350	04	District	Transportation	\$0	\$0	\$3,227	\$0	\$0
2350	3704	075	10	2440	090	99	520	020	5341	350	04	District	Postage	\$0	\$0	\$0	\$0	\$0
2350	3704	075	10	2440	090	99	520	020	5345	350	04	District	Printing & Binding	\$68	\$3,026	\$1,098	\$1,098	\$1,098
2350	3704	075	10	2440	090	99	520	020	5346	350	04	District	Advertising	\$0	\$0	\$0	\$0	\$0
2350	3704	075	10	2440	090	99	520	020	5380	350	04	District	Other Services	\$0	\$10,787	\$10,580	\$7,214	\$7,214
2350	3704	075	10	2110	090	99	520	030	5420	350	05	District	Offices Supplies	\$74	\$688	\$4,200	\$4,500	\$4,500
2350	3704	075	10	4220	090	99	520	030	5430	350	05	District	R&M Bldgs / Supplies	\$0	\$0	\$0	\$0	\$0
2350	3704	075	10	4110	090	99	520	030	5450	350	05	District	Custodial / Supplies	\$0	\$0	\$0	\$344	\$344
2350	3704	075	10	4210	090	99	520	030	5460	350	05	District	Groundskeeping/ Supplies	\$0	\$0	\$0	\$0	\$0
2350	3704	075	10	3400	090	99	520	030	5490	350	05	District	Food Services/ Supplies	\$0	\$0	\$0	\$0	\$0
2350	3704	075	10	2430	090	99	520	030	5510	350	05	District	Educational Supplies	\$3,960	\$5,337	\$6,283	\$7,674	\$7,674
2350	3704	075	10	2415	090	99	520	030	5512	350	05	District	Teaching Aids/ Classm Ref	\$0	\$0	\$0	\$0	\$0
2350	3704	075	10	2410	090	99	520	030	5517	350	05	District	Textbooks & Workbooks	\$0	\$0	\$0	\$0	\$0
2350	3704	075	10	2420	090	99	520	030	5522	350	05	District	Instr. Equipment/ Supplies	\$0	\$0	\$0	\$0	\$0
2350	3704	075	10	2453	090	99	520	030	5523	350	05	District	A/V Hardware	\$0	\$0	\$0	\$0	\$0
2350	3704	075	10	2455	090	99	520	030	5524	350	05	District	Instructional Software	\$0	\$0	\$0	\$0	\$0
2350	3704	075	10	2451	090	99	520	030	5525	350	05	District	Instructional Tech. Supplies	\$0	\$0	\$0	\$0	\$0
2350	3704	075	10	2440	090	99	520	030	5580	350	05	District	Other Supplies	\$73	\$599	\$0	\$0	\$0
2350	3704	075	10	2357	090	99	520	030	5710	350	06	District	In State Travel/ Conferences	\$55	\$43	\$43	\$43	\$43
2350	3704	075	10	2357	090	99	520	030	5720	350	06	District	Out of State Travel/ Conferences	\$0	\$195	\$195	\$195	\$195
2350	3704	075	10	2357	090	99	520	030	5730	350	06	District	Dues & Memberships	\$0	\$0	\$0	\$0	\$0
2350	3704	075	10	2440	090	99	520	030	5780	350	06	District	Other Expenses	\$7,188	\$3,382	\$0	\$0	\$0
2350	3704	075	10	7300	090	99	520	200	5850	350	99	District	Capital Equip > \$5000 Per Unit	\$0	\$0	\$0	\$0	\$0
2350	3704	075	10	7300	090	99	520	200	5851	350	99	District	Motor Vehicles > \$5000 Per Unit	\$0	\$0	\$0	\$0	\$0
2350	3704	075	10	7350	090	99	520	200	5855	350	99	District	Capital Tech. > \$5000 Per Unit	\$0	\$0	\$0	\$0	\$0
2350	3704	075	10	7300	090	99	520	200	5870	350	99	District	Repl. Equipment > \$5000 Per Unit	\$0	\$0	\$0	\$0	\$0
Subtotal Expenditures													\$101,293	\$146,906	\$134,055	\$169,918	\$161,682	
Anticipated Ending Fund Bal.													\$123,801	\$165,248	\$120,082	\$180,703	\$207,794	

* Includes encumbrances.

ii. Is any of your ending fund balance designated for a particular purpose? If yes, please explain below.

The fund balance is designated as follows: \$175,000 pre-collected income, \$32,794 operating contingency

This page is intentionally blank.

Revolving Fund FY10 Budget Request

Fund Name:	METCO Revolving Fund (2350-3800)
Fund Manager:	METCO Director
Executive Summary:	Pass Through MBTA - No Fee Increase (\$150/\$200 Pass)

Fund Description:

This account funds the pass-through sale of MBTA passes to students, as well as miscellaneous activities of the METCO program.

Enabling Legislation:

M.G.L. Ch 71, s47

Critical Issues:

In the past, the METCO grant purchased MBTA passes for Boston students; Needham residents paid a small fee for a pass. However, in FY09, revolving funds were used to purchase passes for Boston residents as well, due to budget constraints caused by '9C' reductions to the METCO grant. In FY10, the METCO budget again will be constrained by funding cutbacks at the state. As such, the METCO revolving program budget includes the possibility that 100% of the cost of the MBTA passes will be borne by student fees.

The MBTA also has altered the student pass program. Previously, passes were sold on a monthly basis to students. Going forward, annual passes will be sold, although the price of these annual passes is not yet known. The FY10 budget assumes that passes will remain at approximately \$200 (\$20/month x 10 months), and that Boston students will continue to pay a reduced fee for the passes of \$150.

Description of Revenues:

For FY10, we anticipate the possibility that up to 40 annual passes will be purchased by METCO students at a price of \$150/pass (\$6,000) and 2 annual passes will be purchased by Needham residents at a price of \$200/pass, or \$400. Fund balance will cover the difference between the \$200 anticipated cost of the passes and the revenue collected, as well as incidental expenses.

Additionally, six students are expected to pay \$75 for SAT test preparation materials (\$450); tutoring is provided through the METCO grant.

Staffing:

No staff are paid from this fund.

Expenses:

FY10 revolving fund expenses include the projected cost of passes (\$8,400), representing 42 passes purchased at a cost of \$200/pass. Additionally, \$450 is budgeted for SAT booklets and notebooks. An additional \$20 is budgeted to purchase two phones for METCO bus monitors, and \$250 is budgeted for phone cards for monitors (an additional \$950 is anticipated to be paid from the grant.)

District's Vision, Mission, Goals and Objectives:

The activities of this fund support the District's infrastructure goal (Goal 4.)

FY10 Proposed Budget:

The FY10 METCO revolving fund budget is attached.

Revolving Fund Name	METCO Revolving Fund
Revolving Fund Code	Willette Charles- Conroy

													FY07	FY08	FY09	FY09	FY10	
													Actual	Actual	Budget	Proj	Budget	
Revenues																		
<u>Beginning Fund Balance (Carry-Over Revenue from Prior Year)</u>																		
2350	3800	000	00	0000	000	00	534	000	0000	000	00		Carry-Over Revenue	\$2,818	\$4,739	\$2,850	\$13,916	\$4,024
<u>Current Year Revenue Collections</u>																		
2350	3800	000	00	0000	000	00	432	000	0000	000	00		Current Year Revenue Collections	\$3,749	\$5,076	\$850	\$1,140	\$6,850
<u>Revenue Collected for Next Fiscal Year</u>																		
2350	3800	000	00	0000	000	00	432	000	0000	000	00		Pre-Collection Next FY Revenue	\$0	\$0	\$0	\$0	\$0
Subtotal Revenues													\$8,567	\$9,815	\$3,700	\$16,056	\$10,874	
Expenditures																		
Fund	Dept	Pgm	Bldg	DOE	Subj	Gr	Act	Object	SchA	Ext	Building	Object Code Description	FY07	FY08	FY09	FY09	FY10	
				Fun	Code	Code	Code	Code	Code	Obj			Actual	Actual	Budget	Proj	Budget	
2350	3800	090	10	1230	099	99	520	010	5110	350	01	District	Central Admin/ Salary	\$0	\$0	\$0	\$0	\$0
2350	3800	090	10	2110	099	99	520	010	5110	350	01	District	Curriculum Dir/ Salary	\$0	\$0	\$0	\$0	\$0
2350	3800	090	10	2120	099	99	520	010	5110	350	01	District	Dept Head (Non Supv)/ Salary	\$0	\$0	\$0	\$0	\$0
2350	3800	090	10	2220	099	99	520	010	5110	350	01	District	Curr Ldr/Academic Dept Head/ Sala	\$0	\$0	\$0	\$0	\$0
2350	3800	090	10	2305	099	99	520	010	5110	350	01	District	Certified Classroom Teacher/ Sala	\$0	\$0	\$0	\$0	\$0
2350	3800	090	10	2310	099	99	520	010	5110	350	01	District	Certified Teacher Specialist/ Salary	\$0	\$0	\$0	\$0	\$0
2350	3800	090	10	2315	099	99	520	010	5110	350	01	District	Instr. Coord-Team Leader/ Salary	\$0	\$0	\$0	\$0	\$0
2350	3800	090	10	2320	099	99	520	010	5110	350	01	District	Medical/Therapeutic/ Salary	\$0	\$0	\$0	\$0	\$0
2350	3800	090	10	2440	099	99	520	010	5110	350	01	District	Other Instructional	\$0	\$0	\$0	\$0	\$0
2350	3800	090	10	2325	099	99	520	010	5110	350	03	District	Classroom Subst/ Salary	\$0	\$0	\$0	\$0	\$0
2350	3800	090	10	2330	099	99	520	010	5110	350	03	District	Instr. Asst - Paraprofessional/ Sala	\$0	\$0	\$0	\$0	\$0
2350	3800	090	10	2353	099	99	520	010	5110	350	01	District	Prof Dev Summer/Afr School/ Sala	\$0	\$0	\$0	\$0	\$0
2350	3800	090	10	2356	099	99	520	010	5110	350	03	District	Prof Dev Subst	\$0	\$0	\$0	\$0	\$0
2350	3800	090	10	2357	099	99	520	010	5110	350	01	District	Prof Dev School Year/ Salary	\$0	\$0	\$0	\$0	\$0
2350	3800	090	10	2110	099	99	520	010	5110	350	02	District	Secy to Curr Dir/ Salary	\$0	\$0	\$0	\$0	\$0
2350	3800	090	10	2120	099	99	520	010	5110	350	02	District	Secy to Dep Head (Non Supv)/ Sala	\$0	\$0	\$0	\$0	\$0
2350	3800	090	10	2210	099	99	520	010	5110	350	02	District	Other Building Secy/ Salary	\$0	\$0	\$0	\$0	\$0
2350	3800	090	10	2220	099	99	520	010	5110	350	02	District	Secy to Acad Dept Head/ Salary	\$0	\$0	\$0	\$0	\$0
2350	3800	090	10	1420	099	99	520	010	5110	350	02	District	Human Resources & Benefits/ Sal	\$0	\$0	\$0	\$0	\$0
2350	3800	090	10	4110	099	99	520	010	5110	350	03	District	Custodians/ Salary	\$0	\$0	\$0	\$0	\$0
2350	3800	090	10	5200	099	99	520	010	5110	350	99	District	Fringe	\$0	\$0	\$0	\$0	\$0
2350	3800	090	10	4220	099	99	520	020	5241	350	04	District	R&M Bldgs / Services	\$0	\$0	\$0	\$0	\$0
2350	3800	090	10	4210	099	99	520	020	5241	350	04	District	R&M Grounds / Services	\$0	\$0	\$0	\$0	\$0
2350	3800	090	10	2451	099	99	520	020	5255	350	04	District	R&M Technology/ Services	\$0	\$0	\$0	\$0	\$0
2350	3800	090	10	2420	099	99	520	020	5247	350	04	District	R&M Instr Equip/ Services	\$0	\$0	\$0	\$0	\$0
2350	3800	090	10	5350	099	99	520	020	5270	350	04	District	Lease Rental/ Services	\$0	\$0	\$0	\$0	\$0
2350	3800	090	10	2440	099	99	520	020	5300	350	04	District	Professional Technical/ Services	\$0	\$0	\$0	\$0	\$0
2350	3800	090	10	2440	099	99	520	020	5330	350	04	District	Transportation	\$1,027	\$0	\$1,000	\$4,780	\$8,400
2350	3800	090	10	2440	099	99	520	020	5341	350	04	District	Postage	\$0	\$0	\$0	\$0	\$0
2350	3800	090	10	2440	099	99	520	020	5345	350	04	District	Printing & Binding	\$0	\$0	\$0	\$0	\$0
2350	3800	090	10	2440	099	99	520	020	5346	350	04	District	Advertising	\$0	\$0	\$0	\$0	\$0
2350	3800	090	10	2440	099	99	520	020	5360	350	04	District	Other Services	\$0	-\$4,448	\$0	\$2,828	\$270
2350	3800	090	10	2110	099	99	520	030	5420	350	05	District	Offices Supplies	\$125	\$0	\$0	\$0	\$0
2350	3800	090	10	4220	099	99	520	030	5430	350	05	District	R&M Bldgs / Supplies	\$0	\$0	\$0	\$0	\$0
2350	3800	090	10	4110	099	99	520	030	5450	350	05	District	Custodial / Supplies	\$0	\$0	\$0	\$0	\$0
2350	3800	090	10	4210	099	99	520	030	5460	350	05	District	Groundskeeping/ Supplies	\$0	\$0	\$0	\$0	\$0
2350	3800	090	10	3400	099	99	520	030	5490	350	05	District	Food Services/ Supplies	\$0	\$0	\$0	\$0	\$0
2350	3800	090	10	2430	099	99	520	030	5510	350	05	District	Educational Supplies	\$0	\$0	\$0	\$0	\$460
2350	3800	090	10	2415	099	99	520	030	5512	350	05	District	Teaching Aids/ Cism Ref	\$0	\$0	\$0	\$0	\$0
2350	3800	090	10	2410	099	99	520	030	5517	350	05	District	Textbooks & Workbooks	\$171	\$0	\$0	\$0	\$0
2350	3800	090	10	2420	099	99	520	030	5522	350	05	District	Instr. Equipment/ Supplies	\$0	\$0	\$0	\$0	\$0
2350	3800	090	10	2453	099	99	520	030	5523	350	05	District	A/V Hardware	\$0	\$0	\$0	\$0	\$0
2350	3800	090	10	2455	099	99	520	030	5524	350	05	District	Instructional Software	\$0	\$0	\$0	\$0	\$0
2350	3800	090	10	2451	099	99	520	030	5525	350	05	District	Instructional Tech. Supplies	\$0	\$0	\$0	\$0	\$0
2350	3800	090	10	2440	099	99	520	030	5580	350	05	District	Other Supplies	\$505	\$205	\$0	\$2,710	\$0
2350	3800	090	10	2357	099	99	520	030	5710	350	06	District	In State Travel/ Conferences	\$0	\$0	\$0	\$0	\$0
2350	3800	090	10	2357	099	99	520	030	5720	350	06	District	Out of State Travel/ Conferences	\$0	\$0	\$0	\$680	\$0
2350	3800	090	10	2357	099	99	520	030	5730	350	06	District	Dues & Memberships	\$0	\$0	\$0	\$0	\$0
2350	3800	090	10	2440	099	99	520	030	5760	350	06	District	Other Expenses	\$0	\$140	\$0	\$534	\$0
2350	3800	090	10	7300	099	99	520	200	5850	350	99	District	Capital Equip > \$5000 Per Unit	\$0	\$0	\$0	\$0	\$0
2350	3800	090	10	7500	099	99	520	200	5851	350	99	District	Motor Vehicles > \$5000 Per Unit	\$0	\$0	\$0	\$0	\$0
2350	3800	090	10	7350	099	99	520	200	5856	350	99	District	Capital Tech > \$5000 Per Unit	\$0	\$0	\$0	\$0	\$0
2350	3800	090	10	7300	099	99	520	200	5870	350	99	District	Repl. Equipment> \$5000 Per Unit	\$0	\$0	\$0	\$0	\$0
Subtotal Expenditures													\$1,828	-\$4,101	\$1,000	\$11,032	\$9,120	
Anticipated Ending Fund Bal.													\$4,739	\$13,916	\$2,700	\$4,024	\$1,754	

* Includes encumbrances.

II. Is any of your ending fund balance designated for a particular purpose? If yes, please explain below.

This page is intentionally blank.

Revolving Fund FY10 Budget Request

Fund Name:	METCO Summer School (2350-3801)
Fund Manager:	METCO Director
Executive Summary:	Program Shifted to 94-142 Grant for FY10; No Fees

Fund Description:

This account funds the activities of the METCO Summer School Program, whose first full year of operation was FY09. In FY07, students attended a joint summer school program with Lincoln Schools (hosted by Lincoln.) In FY08, students attended METCO's "Jumpstart Program", as well as Community Education's "Skills and Thrills" and "Summer Exploration" programs.

Enabling Legislation:

M.G.L. Ch 71, s71E

Critical Issues:

Due to uncertainty about whether or not summer school could be offered during FY10, the METCO program did not notify parents of the decision to hold summer school until late in the year. As a result, the Directors of METCO and Student Development have decided to run the METCO summer school from the special education entitlement grant, and not charge parents a fee for these services in FY10. (A total of 15% of SPED 94-142 grant funds may be expended on regular-education pre-referral instructional support services.)

Description of Revenues:

No fee revenues are expected to be collected for the METCO summer school program in FY10. Grant funds totaling \$14,425 are allocated to this program during summer 2009.

Staffing:

No staff expenses, funded by fee revenues, are anticipated in FY10. The grant includes \$6,325 for teachers and bus monitors.

Expenses:

No fee-based expenses are anticipated for the METCO summer school program in FY10. In addition to the aforementioned staff expenses, the grant will provide up to \$7,800 for transportation and \$300 for supplies.

Support for District Vision, Mission, Goals, Objectives:

The activities of this fund support the District's social/emotional goal (Goal #2.)

FY10 Proposed Budget:

The FY10 revolving budget for the METCO Summer School is attached.

Revolving Fund Name: METCO Summer School
 Revolving Fund Code: Willette Charles- Conroy

													FY07	FY08	FY09	FY09	FY10	
													Actual	Actual	Budget	Prfl	Budget	
Revenues																		
Beginning Fund Balance (Carry-Over Revenue from Prior Year)																		
2350	3801	000	00	0000	000	00	534	000	0000	000	00		Carry-Over Revenue	\$0	\$0	\$0	\$1,200	\$39
Current Year Revenue Collections																		
2350	3801	000	00	0000	000	00	432	000	0000	000	00		Current Year Revenue Collections	\$0	\$1,200	\$3,000	\$100	\$0
Revenue Collected for Next Fiscal Year																		
2350	3801	000	00	0000	000	00	432	000	0000	000	00		Pre-Collection Next FY Revenue	\$0	\$0	\$0	\$0	\$0
Subtotal Revenues													\$0	\$1,200	\$3,000	\$1,300	\$39	
Expenditures																		
Fund	Dept	Pgm	Bldg	DOE	Subj	Gr	Act	Object	SchA	Ext	Building	Object Code Description	FY07	FY08	FY09	FY09	FY10	
				Fun	Code	Code	Code	Code	Code	Obj			Actual	Actual	Budget	Prfl	Budget	
2350	3801	090	10	1230	099	99	520	010	5110	350	01	District	Central Admin/ Salary	\$0	\$0	\$0	\$0	\$0
2350	3801	090	10	2110	099	99	520	010	5110	350	01	District	Curriculum Dir/ Salary	\$0	\$0	\$0	\$0	\$0
2350	3801	090	10	2120	099	99	520	010	5110	350	01	District	Dept Head (Non Supv)/ Salary	\$0	\$0	\$0	\$0	\$0
2350	3801	090	10	2220	099	99	520	010	5110	350	01	District	Curr Ldr/Academic Dept Head/ Sa	\$0	\$0	\$0	\$0	\$0
2350	3801	090	10	2305	099	99	520	010	5110	350	01	District	Certified Classroom Teacher/ Sala	\$0	\$0	\$2,750	\$0	\$0
2350	3801	090	10	2310	099	99	520	010	5110	350	01	District	Certified Teacher Specialist/ Salar	\$0	\$0	\$0	\$0	\$0
2350	3801	090	10	2315	099	99	520	010	5110	350	01	District	Instr. Coord-Team Leader/ Salary	\$0	\$0	\$0	\$0	\$0
2350	3801	090	10	2320	099	99	520	010	5110	350	01	District	Medical/Therapeutic/ Salary	\$0	\$0	\$0	\$0	\$0
2350	3801	090	10	2440	099	99	520	010	5110	350	01	District	Other Instructional	\$0	\$0	\$0	\$0	\$0
2350	3801	090	10	2325	099	99	520	010	5110	350	03	District	Classroom Subs/ Salary	\$0	\$0	\$0	\$0	\$0
2350	3801	090	10	2330	099	99	520	010	5110	350	03	District	Instr. Assit - Paraprofessional/ Sala	\$0	\$0	\$0	\$1,251	\$0
2350	3801	090	10	2353	099	99	520	010	5110	350	01	District	Prof Dev Summer/After School/ Sal	\$0	\$0	\$0	\$0	\$0
2350	3801	090	10	2355	099	99	520	010	5110	350	03	District	Prof Dev Subs	\$0	\$0	\$0	\$0	\$0
2350	3801	090	10	2357	099	99	520	010	5110	350	01	District	Prof Dev School Year/ Salary	\$0	\$0	\$0	\$0	\$0
2350	3801	090	10	2110	099	99	520	010	5110	350	02	District	Secy to Curr Dir/ Salary	\$0	\$0	\$0	\$0	\$0
2350	3801	090	10	2120	099	99	520	010	5110	350	02	District	Secy to Dep Head (Non Supv) Sala	\$0	\$0	\$0	\$0	\$0
2350	3801	090	10	2210	099	99	520	010	5110	350	02	District	Other Building Secy/ Salary	\$0	\$0	\$0	\$0	\$0
2350	3801	090	10	2220	099	99	520	010	5110	350	02	District	Secy to Acad Dept Head/ Salary	\$0	\$0	\$0	\$0	\$0
2350	3801	090	10	1420	099	99	520	010	5110	350	02	District	Human Resources & Benefits/ Sal	\$0	\$0	\$0	\$0	\$0
2350	3801	090	10	4110	099	99	520	010	5110	350	03	District	Custodians/ Salary	\$0	\$0	\$0	\$0	\$0
2350	3801	090	10	5200	099	99	520	010	5110	350	99	District	Fringe	\$0	\$0	\$0	\$0	\$0
2350	3801	090	10	4220	099	99	520	020	5241	350	04	District	R&M Bldgs / Services	\$0	\$0	\$0	\$0	\$0
2350	3801	090	10	4210	099	99	520	020	5241	350	04	District	R&M Grounds / Services	\$0	\$0	\$0	\$0	\$0
2350	3801	090	10	2451	099	99	520	020	5255	350	04	District	R&M Technology/ Services	\$0	\$0	\$0	\$0	\$0
2350	3801	090	10	2420	099	99	520	020	5247	350	04	District	R&M Instr Equip/ Services	\$0	\$0	\$0	\$0	\$0
2350	3801	090	10	5350	099	99	520	020	5270	350	04	District	Lease Rental/ Services	\$0	\$0	\$0	\$0	\$0
2350	3801	090	10	2440	099	99	520	020	5300	350	04	District	Professional Technical/ Services	\$0	\$0	\$0	\$0	\$0
2350	3801	090	10	2440	099	99	520	020	5330	350	04	District	Transportation	\$0	\$0	\$0	\$0	\$0
2350	3801	090	10	2440	099	99	520	020	5341	350	04	District	Postage	\$0	\$0	\$0	\$0	\$0
2350	3801	090	10	2440	099	99	520	020	5345	350	04	District	Printing & Binding	\$0	\$0	\$0	\$0	\$0
2350	3801	090	10	2440	099	99	520	020	5348	350	04	District	Advertising	\$0	\$0	\$0	\$0	\$0
2350	3801	090	10	2440	099	99	520	020	5380	350	04	District	Other Services	\$0	\$0	\$0	\$0	\$0
2350	3801	090	10	2110	099	99	520	030	5420	350	05	District	Offices Supplies	\$0	\$0	\$0	\$0	\$0
2350	3801	090	10	4220	099	99	520	030	5430	350	05	District	R&M Bldgs / Supplies	\$0	\$0	\$0	\$0	\$0
2350	3801	090	10	4110	099	99	520	030	5450	350	05	District	Custodial / Supplies	\$0	\$0	\$0	\$0	\$0
2350	3801	090	10	4210	099	99	520	030	5460	350	05	District	Groundskeeping/ Supplies	\$0	\$0	\$0	\$0	\$0
2350	3801	090	10	3400	099	99	520	030	5490	350	05	District	Food Services/ Supplies	\$0	\$0	\$0	\$0	\$0
2350	3801	090	10	2430	099	99	520	030	5510	350	05	District	Educational Supplies	\$0	\$0	\$250	\$0	\$0
2350	3801	090	10	2415	099	99	520	030	5512	350	05	District	Teaching Aids/ Clasm Ref	\$0	\$0	\$0	\$0	\$0
2350	3801	090	10	2410	099	99	520	030	5517	350	05	District	Textbooks & Workbooks	\$0	\$0	\$0	\$0	\$0
2350	3801	090	10	2420	099	99	520	030	5522	350	05	District	Instr. Equipment/ Supplies	\$0	\$0	\$0	\$0	\$0
2350	3801	090	10	2453	099	99	520	030	5523	350	05	District	A/V Hardware	\$0	\$0	\$0	\$0	\$0
2350	3801	090	10	2455	099	99	520	030	5524	350	05	District	Instructional Software	\$0	\$0	\$0	\$0	\$0
2350	3801	090	10	2451	099	99	520	030	5525	350	05	District	Instructional Tech. Supplies	\$0	\$0	\$0	\$0	\$0
2350	3801	090	10	2440	099	99	520	030	5580	350	05	District	Other Supplies	\$0	\$0	\$0	\$0	\$0
2350	3801	090	10	2357	099	99	520	030	5710	350	06	District	In State Travel/ Conferences	\$0	\$0	\$0	\$0	\$0
2350	3801	090	10	2357	099	99	520	030	5720	350	06	District	Out of State Travel/ Conferences	\$0	\$0	\$0	\$0	\$0
2350	3801	090	10	2357	099	99	520	030	5730	350	06	District	Dues & Memberships	\$0	\$0	\$0	\$0	\$0
2350	3801	090	10	2440	099	99	520	030	5780	350	06	District	Other Expenses	\$0	\$0	\$0	\$0	\$0
2350	3801	090	10	7300	099	99	520	200	5850	350	99	District	Capital Equip > \$5000 Per Unit	\$0	\$0	\$0	\$0	\$0
2350	3801	090	10	7500	099	99	520	200	5851	350	99	District	Motor Vehicles > \$5000 Per Unit	\$0	\$0	\$0	\$0	\$0
2350	3801	090	10	7350	099	99	520	200	5856	350	99	District	Capital Tech. > \$5000 Per Unit	\$0	\$0	\$0	\$0	\$0
2350	3801	090	10	7300	099	99	520	200	5870	350	99	District	Repl. Equipment> \$5000 Per Unit	\$0	\$0	\$0	\$0	\$0
Subtotal Expenditures													\$0	\$0	\$3,000	\$1,251	\$0	
Anticipated Ending Fund Bal.													\$0	\$1,200	\$0	\$39	\$39	

* Includes encumbrances.

ii. Is any of your ending fund balance designated for a particular purpose? If yes, please explain below.

Revolving Fund FY10 Budget Request

Fund Name:	High School Athletics
Fund Manager:	High School Athletics Director
Executive Summary:	No change to User Fee of \$285; Increase in Hockey Surcharge from \$150 to \$250 to Cover Program Costs.

Fund Description:

This account funds the activities of the interscholastic athletic teams at the freshman, junior varsity and varsity level. In FY09, approximately 1285 high school athletes are projected to participate in one or more teams. The current fee is \$285 per athlete, per sport. Hockey players pay an additional \$150 surcharge, to offset the cost of ice time, and fees are capped at \$1,140/family. The athletic program also derives funding from the regular school operating budget and donations.

Enabling Legislation:

M.G.L. Chapter 71, Section 47.

Support for District Vision, Mission, Goals and Objectives:

The Athletics Program supports District Goal 2.0, which ensures that students have the social and emotional competencies that enable them to be self-aware, to have social and relationship skills, to self-manage and to make responsible decisions.

Critical Issues:

The most critical issue for the Athletics Program is covering escalating program costs, particularly for ice time, while keeping program fees affordable for families. For many years, operating budget funds for athletics remained relatively static, increasingly only to cover contractual salary obligations. However, program needs and escalating costs resulted in tight budgets for teams and increased fees for students. Between FY04-FY09, the regular user fee for students increased from \$124/student to \$285/student.

Over the past four years, dramatic increases in the cost of ice time have placed considerable stress on this budget. In FY07, the cost of ice rental was \$43,929, rising to \$51,466 in FY08. During the current year, the cost of ice time is expected to be \$58,561 (which excludes payment of the \$16,556 prior year ice time invoice by the Boosters.) For FY10, we are anticipating a 7% increase to \$60,014, based on bid prices submitted by vendors earlier in the year. These prices represent a 37% increase over a four-year period.

In addition, the renovation of Memorial Field has afforded the opportunity to add night games for soccer and football, which has increased income. However, the extra income from these night games has been more than offset by the additional cost of lights, police, workers and Department of Public Works charges. The following chart identifies income and expenses associated with Fall 2008 night soccer games, which resulted in a net operating loss of approximately \$3,481.

Date	Game	Gate	DPW	Lights	Workers	Police	Net
9/5	Boys Soccer	\$1,193	\$231.30	\$460	\$240.00	\$168.00	\$93.70
9/15	Boys Soccer	\$499	\$239.04	\$460	\$240.00	\$168.00	-\$608.04
9/24	Boys Soccer	\$301	\$246.54	\$460	\$240.00	\$168.00	-\$813.54
10/1	Girls Soccer	\$400	\$212.82	\$460	\$240.00	\$168.00	-\$680.82
10/6	Boys Soccer	\$289	\$228.06	\$460	\$240.00	\$168.00	-\$807.06
10/20	Boys Soccer	\$427	\$250.16	\$460	\$240.00	\$168.00	-\$691.16
10/27	Boys Soccer	\$531	\$0.00	\$175	\$240.00	\$168.00	-\$52.00
11/7	Girls Soccer	\$661	\$0.00	\$175	\$240.00	\$168.00	\$78.00
	TOTAL						-\$3,480.92

In FY10, we anticipate a smaller operating loss associated with night soccer games, based on the fact that lights through 10/20 were more expensive because they ran on a generator at an additional charge. Going forward, the cost of lighting is expected to remain more consistent with charges after 10/27. The Athletic Director estimates that, based on average costs of \$250 for DPW setup, \$175 for lights, \$240 for game workers, and \$168 for police, that Athletics must take in \$833 in gate revenue to break even on a night game. (Some sports, such as baseball, incur fewer charges.)

The department had a similar experience with football. In the Fall of 2007, Athletics took in \$12,313 for six football games, for an average of \$2,052 per game. In the Fall of 2008, \$12,005 was received from four games (excluding Thanksgiving), at an average of \$3,001 per game. However, the increase in revenue was offset by the additional cost of lights. In the Fall of 2007, the Touchdown Club paid for portable lights. In the Fall of 2008, however, Athletics paid \$2,675 in additional lighting expense for games and practices.

Due to tight budgets and lower than anticipated fee revenues for FY09, it is anticipated that the operating budget will need to subsidize Athletic operations by approximately \$15,000, both to balance the FY09 revolving fund budget, and to provide a minimal amount of carry-over balance into FY10. The carry-over balance is needed to cover unanticipated costs, and to provide cash flow during the summer months, before fall fees are collected.

Description of Revenues:

FY10 revenues total \$856,674 and include \$843,469 in current receipts and \$13,205 in carry-over funds from FY09. Current receipts are derived from user fees, gate receipts and operating budget funds. These revenues increase \$21,816 over FY09 projected revenues. Budgeted donation funds represent the fee waivers, which traditionally have been made up by the Booster Club.

FY10 user fees are projected to be \$374,375, based on 1,225 athletes paying a user fee of \$285, 55 athletes paying a waiver fee of \$50 and 90 users paying an additional \$250 hockey surcharge. These revenues increase \$19,420 over FY09 projected, and reflect the same user fee (\$285), plus a \$100 increase in the hockey surcharge from \$150 to \$250, to offset the projected increase in ice time expenses. FY10 budgeted users (1,280) compare to 1,294 projected users in FY09 and 1,297 actual users in FY08. For FY10, we assume that the revenue loss associated with 55 anticipated fee waivers (where athletes pay only \$50 of the \$285 user fee) will be completely offset by \$12,925 in donations from the Booster Club. (A total of 55 waivers were granted in FY08.) We also assume that three families will qualify for fee relief under the family cap (the same as FY09; in FY08, four families paid the family cap.)

Gate fees are expected to increase by \$2,859 (to \$62,600) over FY09 projected. The \$62,600 budgeted user fees generally represent level funding from the current year and reflect the following: the Thanksgiving football game (\$15,000), six home football games @ \$3,000 each (\$18,000), four home boys' soccer games

@ \$400 each (\$1,600), four home girls' soccer games @ \$250 each (\$1,000), ten home boys' hockey games @ \$800 each (\$8,000), ten home girls' hockey games @ \$400 each (\$4,000), ten home boys' basketball games @ \$750 each (\$7,500), ten home girls' basketball games @ \$400 each (\$4,000), five home wrestling meets @ \$300 each (\$1,500), four home boys' lacrosse games @ \$250 each (\$1,000), and four home girls' lacrosse games @ \$250 each (\$1,000.)

FY09 projected revenues for fall and winter sports are shown below. Gate receipts for hockey are expected to drop slightly, based on the recent drop in attendance at games. Director Palmer indicates that revenue loss is minimized by the fact that hockey gate was high early in the season, which has offset recent losses due to low attendance.

	FY09 Budget	FY09 Actual	FY09 Inc/(Dec)
Football	\$25,000	\$33,467	\$8,467
Boys Soccer	\$0	\$3,240	\$3,240
Girls Soccer	\$0	\$1,061	\$1,061
Boys Basketball	\$7,500	\$5,465	-\$2,035
Girls Basketball	\$4,000	\$2,681	-\$1,319
Boys Hockey	\$8,000	\$8,343	\$343
Girls Hockey	\$4,000	\$1,922	-\$2,078
Wrestling	\$1,500	\$1,543	\$43

Operating funds of \$393,569 also are budgeted, an increase of \$8,623 from the prior year, reflecting the net impact of additional budget funds to cover Unit A contractual salary increases (\$17,957), less \$9,333, which reflects the Superintendent's recommendation that the Business Manager and Assistant Equipment Manager positions, totaling \$3,770 and \$5,563 respectively, be eliminated for FY10.

Expenditures:

FY10 expenditures decrease by \$8,326 from FY09 projected to \$842,982. This reduction generally represents the impact of paying \$16,556 in FY08 ice expense during FY09, from funds contributed by the Boosters. Other expenditure changes include: a \$25,082 increase in contractual salary expense for coaches and Athletic Department staff, an \$18,200 net decrease in uniforms/equipment (reflecting a reduction in uniform purchases), a \$13,182 increase in transportation expense (to budget conservatively for wait-time charges), and a 7% (\$1,453) increase in ice time rental expense. (The \$15,103 overall reduction in this category again reflects the impact of paying a one-time prior year ice hockey bill totaling \$16,556 during FY09.) The general increase in DPW/parks/police expense associated with night games is expected to continue into FY10. Additional detail on Athletics expenditures is presented as Attachment B.

Revolving Fund Staffing:

Currently, program staff include a full-time 1.0 FTE Athletic Director, a 1.0 secretary, over 80 part-time coaches, two part-time equipment managers and a part-time trainer. All of the full-time employees, and two-thirds of the stipended coaching staff are funded through the regular operating budget. The revolving fund pays one-third of the coaching salaries, as well as game officials and workers, who are contractual employees, paid on a per-game basis.

The FY10 coaching budget reflects the Superintendent's recommendation to cut the Business Manager and Assistant Equipment Manager coaching stipends, due to budget constraints.

FTE *	FY08 Actual	FY09 Budget	FY10 Request	FY10 Recomm	Inc/(Dec)
Admin					
Teachers					
Aides					
Clerical	0.0	0.0	0.0	0.0	0.0
Total	0.0	0.0	0.0	0.0	0.0

* The Athletics Revolving Account funds only stipended coaches (no FTE) and contractual employees. Permanent positions are funded through the School operating budget.

Projected Ending Fund Balance:

FY10 projected ending fund balance in the Revolving Account is \$13,692, which is less than the desired amount of \$35,000, but is minimally adequate to cover cash flow requirements. These funds are spent during the summer, before user fees are collected from students, to recondition equipment and purchase needed supplies. The anticipated amount, however, is not adequate to also function as a cushion against fluctuations in enrollment, changes in revenue or increases in program expense.

We will continue to monitor the budget situation in the Athletics Program for FY10. Should projected revenues or expenses vary substantially from those presented here, based on final information from the winter and spring seasons, we will present an information update to the School Committee.

FY10 Proposed Budget:

The FY10 proposed Athletics Revolving Fund budget is presented as Attachment A, and reflects the following fees: user fee of \$285 (no change), plus a \$100 increase in the hockey surcharge, from \$150 to \$250. There is no change proposed to the family cap amount (representing four user fees), or \$1,140.

Revolving Fund Name	Athletics
Revolving Fund Cont	Paul Richards, John Palmer

													FY07	FY08	FY09	FY09	FY10	
													Actual	Actual	Budget	Proj	Budget	
Revenues																		
<u>Beginning Fund Balance (Carry-Over Revenue from Prior Year)</u>																		
2351	3411	000	00	0000	000	00	534	000	0000	000	00		Carry-Over Revenue	\$7,548	\$41,034	\$30,784	\$41,547	\$12,827
<u>Current Year Revenue Collections</u>																		
2351	3411	000	00	0000	000	00	432	000	0000	000	00		Current Year Revenue Collection	\$385,258	\$324,481	\$412,600	\$414,696	\$438,975
<u>Revenue Collected for Next Fiscal Year</u>																		
2351	3411	000	00	0000	000	00	432	000	0000	000	00		Pre-Collection Next FY Revenue	\$0	\$0	\$0	\$0	\$0
Subtotal Revenues													\$392,804	\$365,515	\$443,394	\$456,243	\$449,802	
Expenditures																		
Fund	Dept	Pgm	Bldg	DOE	Subj	Gr	Act	Object	SchA	Ext	Building	Object Code Description	FY07	FY08	FY09	FY09	FY10	
				Fun	Code	Code	Code	Code	Code	Obj			Actual	Actual	Budget	Proj	Budget	
2351	3411	080	40	3510	050	99	520	010	5130	351	99	NHS Coaches	\$87,662	\$34,691	\$95,804	\$95,804	\$95,797	
2351	3411	080	40	3510	050	99	520	020	5270	351	99	NHS Lease Rental/ Services	\$59,980	\$29,182	\$42,165	\$48,479	\$42,262	
2351	3411	080	40	3510	050	99	520	020	5300	351	99	NHS Professional Technical/ Services	\$0	\$0	\$0	\$0	\$0	
2351	3411	080	40	3510	050	99	520	020	5330	351	99	NHS Transportation	\$94,132	\$105,846	\$118,770	\$105,188	\$119,370	
2351	3411	080	40	3510	050	99	520	020	5341	351	99	NHS Postage	\$0	\$0	\$0	\$0	\$0	
2351	3411	080	40	3510	050	99	520	020	5345	351	99	NHS Printing & Binding	\$0	\$0	\$0	\$0	\$0	
2351	3411	080	40	3510	050	99	520	020	5348	351	99	NHS Advertising	\$0	\$0	\$0	\$0	\$0	
2351	3411	080	40	3510	050	99	520	020	5380	351	99	NHS Other Services	\$65,455	\$68,853	\$82,688	\$93,083	\$105,533	
2351	3411	080	40	3510	050	99	520	030	5420	351	99	NHS Offices Supplies	\$1,220	\$345	\$0	\$0	\$0	
2351	3411	080	40	3510	050	99	520	030	5430	351	99	NHS R&M Bldgs / Supplies	\$0	\$0	\$0	\$0	\$0	
2351	3411	080	40	3510	050	99	520	030	5450	351	99	NHS Custodial / Supplies	\$0	\$0	\$0	\$0	\$0	
2351	3411	080	40	3510	050	99	520	030	5460	351	99	NHS Groundskeeping/ Supplies	\$0	\$0	\$0	\$0	\$0	
2351	3411	080	40	3510	050	99	520	030	5490	351	99	NHS Food Services/ Supplies	\$0	\$0	\$0	\$0	\$0	
2351	3411	080	40	3510	050	99	520	030	5510	351	99	NHS Educational Supplies	\$32,396	\$87,394	\$55,498	\$75,067	\$58,424	
2351	3411	080	40	3510	050	99	520	030	5512	351	99	NHS Teaching Aids/ Claim Ref	\$0	\$0	\$0	\$0	\$0	
2351	3411	080	40	3510	050	99	520	030	5517	351	99	NHS Textbooks & Workbooks	\$0	\$0	\$0	\$0	\$0	
2351	3411	080	40	3510	050	99	520	030	5522	351	99	NHS Instr. Equipment/ Supplies	\$281	\$0	\$0	\$0	\$0	
2351	3411	080	40	3510	050	99	520	030	5523	351	99	NHS AV Hardware	\$0	\$0	\$0	\$0	\$0	
2351	3411	080	40	3510	050	99	520	030	5524	351	99	NHS Instructional Software	\$0	\$0	\$0	\$0	\$0	
2351	3411	080	40	3510	050	99	520	030	5525	351	99	NHS Instructional Tech. Supplies	\$0	\$0	\$0	\$0	\$0	
2351	3411	080	40	3510	050	99	520	030	5580	351	99	NHS Other Supplies	\$0	\$0	\$0	\$0	\$0	
2351	3411	080	40	3510	050	99	520	030	5710	351	99	NHS In State Travel/ Conferences	\$1,160	\$478	\$0	\$0	\$0	
2351	3411	080	40	3510	050	99	520	030	5720	351	99	NHS Out of State Travel/ Conferences	\$0	\$0	\$0	\$0	\$0	
2351	3411	080	40	3510	050	99	520	030	5730	351	99	NHS Dues & Memberships	\$9,485	\$16,179	\$13,275	\$13,657	\$14,100	
2351	3411	080	40	3510	050	99	520	030	5780	351	99	NHS Other Expenses	\$0	\$0	\$0	\$11,138	\$2,625	
2351	3411	080	40	3510	050	99	520	200	5850	351	99	NHS Capital Equip > \$5000 Per Unit	\$0	\$0	\$0	\$0	\$0	
2351	3411	080	40	3510	050	99	520	200	5851	351	99	NHS Motor Vehicles > \$5000 Per Unit	\$0	\$0	\$0	\$0	\$0	
2351	3411	080	40	3510	050	99	520	200	5856	351	99	NHS Capital Tech > \$5000 Per Unit	\$0	\$0	\$0	\$0	\$0	
2351	3411	080	40	3510	050	99	520	200	5870	351	99	NHS Repl. Equipment > \$5000 Per Unit	\$0	\$0	\$0	\$0	\$0	
Subtotal Expenditures													\$351,770	\$323,968	\$408,198	\$443,418	\$438,111	
Anticipated Ending Fund Bal.													\$41,034	\$41,547	\$35,198	\$12,827	\$13,691	

* Includes encumbrances.

II. Is any of your ending fund balance designated for a particular purpose? If yes, please explain below.

Summer equipment reconditioning/supplies purchase (cash flow, prior to Fall fee collection)

This page is intentionally blank.

Revolving Fund FY10 Budget Request

Fund Name:	Food Services (2550-3170)
Fund Manager:	Director of Food Services
Executive Summary:	No Fee Changes; New High Rock Program Site

Budget Overview:

The food Service Program in Needham schools provides nutritious, appetizing, reasonably priced meals and healthy a la carte options, to students (and adults) in Needham's seven (eight, beginning in September, 2009) public schools. It operates solely through the collection of revenues from the sale of lunches and a la carte food items, federal and state subsidy, and catering fees. Operating revenues and expenses total approximately \$1.8 million per year. Lunch food is carefully and creatively prepared and presented in each school's kitchen, and served during a period of approximately 2 hours each day.

Enabling Legislation:

7 CFR Chapter 11 Child Nutrition Programs: Part 210 National School Lunch Program; OMB Circular A-87 Chapter 548 of the Acts of 1948.

District's Vision, Mission, Goals and Objectives:

This program District Goal 4.3, related to non-academic support systems.

Critical Issues:

Critical issues for the Food Service program during FY09 and FY10 include:

- Continued strong levels of meals and ala carte sales. Lunch sales for FY09 are projected to increase by an additional \$43,410 (4.1%) over and above projections made earlier in the year, reflecting the fact that high school lunches are up in all categories (a total of 17,000 meals) and reduced price lunches are up by 400 lunches (\$160.) Ala carte sales are projected to increase by \$25,000 over and above earlier estimates for FY09, reflecting higher than projected student a la carte sales (\$20,000, 4.3%) and adult sales (\$5,000, or 12.5%.) FY10 budget revenues are estimated to remain consistent with FY09 projections.
- The addition of an eighth kitchen at the High Rock School, which will require the addition of a Café Manager and food service worker for FY10.
- Increased operating budget offsets, due to funding constraints within the school operating budget. For FY10, these include: 0.21 FTE Director of Financial Operations salary (\$25,000), as well as the \$25,200 in ongoing funding provided last year to offset the cost of lunch monitors at the Pollard and High Rock schools.
- Funding contractual increases in compensation for FY10, including an increase in the number of paid days for Unit E food services staff from 193 to 197 days per year (including 177 school days, 11 holidays, six vacation days, one religious holiday, and two work days beyond the school year.)
- Meeting the continued increase in food expense, which is expected to rise by an additional 5% (\$40,000) this year over and above the \$102,800 (15%) increase projected earlier in the year. For FY10, food prices are expected to continue to increase from the \$850,000 projected for FY09 to \$900,000 (6%.) The increase

is attributed to actual experience and continued plans to purchase fresh (more expensive) fruits and vegetables.

Description of Revenues:

Total budgeted revenues for FY10 are \$1,834,320 (at current prices), a decrease of \$10,000 from FY09 projected. These revenues consist of:

- Student paid lunches (60%) \$1,109,320
- Student a la carte sales (27%) \$480,000
- State and federal reimbursement-National School Lunch program (10%) \$180,000
- Adult sales (2%) \$45,000
- Miscellaneous (1%) \$20,000

FY10 projected fees are:

Per Lunch Price:

Meal Type:

Elementary Full Price Lunch (All ElemSchools)
 Middle School Regular Lunch
 Middle School Gourmet Lunch
 High School Regular Lunch
 High School Salad Bar Lunch
 High School Gourmet Lunch
 Reduced Price Lunches

	Actual FY07	Budget FY08	Actual FY08	Budget FY09	2/09 Proj FY09	Budget FY10
	\$ 1.75	\$ 2.00	\$ 2.00	\$ 2.00	\$ 2.00	\$ 2.00
	\$ 2.00	\$ 2.25	\$ 2.25	\$ 2.25	\$ 2.25	\$ 2.25
	\$ 2.75	\$ 3.00	\$ 3.00	\$ 3.00	\$ 3.00	\$ 3.00
	\$ 2.00	\$ 2.25	\$ 2.25	\$ 2.25	\$ 2.25	\$ 2.25
	\$ 2.50	\$ 2.75	\$ 2.75	\$ 2.75	\$ 2.75	\$ 2.75
	\$ 2.75	\$ 3.00	\$ 3.00	\$ 3.00	\$ 3.00	\$ 3.00
	\$ 0.40	\$ 0.40	\$ 0.40	\$ 0.40	\$ 0.40	\$ 0.40

Student lunch sales are based on FY09 projected participation rates, as shown below:

Sales of Meals:

Elementary Full Price Lunch (All ElemSchools)
 Middle School Regular Lunch
 Middle School Gourmet Lunch
 High School Regular Lunch
 High School Salad Bar Lunch
 High School Gourmet Lunch
 Reduced Price Lunches
Total

	Actual FY07	Budget FY08	Proj FY08	Actual FY08	Budget FY09	9/08 Proj FY09	2/09 Proj FY09	Budget FY10
	226,449	225,000	240,000	245,675	245,000	245,000	245,000	245,000
	108,570	107,000	115,000	129,335	120,000	120,000	120,000	120,000
	550	300	500	700	700	700	700	700
	60,642	42,000	85,000	82,257	80,000	80,000	90,000	90,000
	8,796	9,000	8,500	6,667	7,000	7,000	8,000	8,000
	37,699	28,000	30,000	33,441	34,000	34,000	40,000	40,000
	5,647	4,800	5,200	6,483	6,400	6,400	6,800	6,800
Total	448,353	416,100	484,200	497,369	493,100	493,100	510,500	510,500

A la carte sales also are projected based on FY09 actual experience, less approximately \$10,000 in ala carte fees, to remain conservative.

Revenue Summary

Other Revenue Summary

Interest
 Student A la carte sales
 Adult Sales
 Catering and Misc. sales
 Fed and State Reimbursement

	Actual FY07	Bud FY08	Proj FY08	Actual FY08	FY09 Bud	9/08 FY09 Proj	2/09 FY09 Proj	FY10 Bud
Interest	\$ 20,618	\$ 30,000	\$ 30,000	\$ 9,007	\$ 9,000	\$ 9,000	\$ 9,000	\$ 9,000
Student A la carte sales	\$ 407,646	\$ 380,000	\$ 380,000	\$ 482,711	\$ 470,000	\$ 470,000	\$ 490,000	\$ 480,000
Adult Sales	\$ 27,677	\$ 40,000	\$ 40,000	\$ 43,943	\$ 40,000	\$ 40,000	\$ 45,000	\$ 45,000
Catering and Misc. sales	\$ 4,258	\$ 9,000	\$ 5,000	\$ 11,322	\$ 11,000	\$ 11,000	\$ 11,000	\$ 11,000
Fed and State Reimbursement	\$ 165,580	\$ 175,000	\$ 170,000	\$ 191,328	\$ 170,000	\$ 170,000	\$ 180,000	\$ 180,000
	\$ 625,779	\$ 634,000	\$ 625,000	\$ 738,311	\$ 700,000	\$ 700,000	\$ 735,000	\$ 725,000

Staffing:

In FY10, the Food Service Program will be staffed by a full time Director (1.0 FTE), a full-time and a part-time secretary (1.43 FTE), eight cafeteria managers (7.64 FTE), 28 part-time cafeteria workers (20.07 FTE), and eight substitute cafeteria workers. Collective bargaining increases for FY10 are budgeted, which include: a 1.0% COLA, three additional vacation days and an additional holiday (the day after Thanksgiving.) Additionally, the aforementioned staff members include a new Cafeteria Manager and Food Service worker for the High Rock School, and continue funding for the additional half hour added to the schedule of each Newman food service worker, to cover lunch time changes made by Newman administration beginning

September 2008. Finally, an additional \$25,000 is budgeted to cover 0.21 FTE of the Director of Financial Services position (which oversees the Food Service Program) and the \$25,200 added last year to the cost of Middle School cafeteria substitutes, to assist students with lunch service and supervise the cafeterias. Overall, salary expenses increase by \$48,756 (6.1%) over FY09 projected expenditures.

FTE	FY08 Actual	FY09 Projected	FY10 Request	FY10 Recomm	Inc/(Dec)
Admin	1.0	1.0	1.0	1.21	0.21
Teachers					
Aides	24.86	24.89	27.71	27.71	2.82
Clerical	1.43	1.43	1.43	1.43	
Total	27.29	27.32	30.14	30.35	3.03

Expenses:

Program expenses include salary expense for Food Service employees; professional development expenses for food service staff; food and food service supplies; custodial supplies; repair, maintenance and replacement of kitchen equipment, computerized cash registers, office equipment; office supplies, and other administrative expenses.

Overall expenses increase by \$33,756 (1.8%) over FY09 projected, after removing the impact of \$150,000 spent during the current year on High Rock kitchen equipment (from fund balance.)

Salary increases for staff members account for \$48,756; non-salary expenses decrease slightly by \$15,000 from FY09 projected.

The most significant increase in non-salary expenditures continues to be in the cost of food, which is projected to rise by an additional 5% (\$40,000) this year over and above the \$102,800 (15%) increase projected earlier in the year. For FY10, food prices are expected to continue to increase from the \$850,000 projected for FY09 to \$900,000 (6%.)

To offset this increase, reductions were made in the following areas:

- \$20,000 equipment repair and maintenance expense, reflecting the fact that initial equipment audits will have been completed this year. The \$40,000 budget implements the preventative maintenance program planned for FY10, and
- \$25,000 in other purchased services, based on the fact that the part-time registered dietitian consultant, planned for FY09, has been put on hold through next year, based on economic conditions;
- \$13,000 in small equipment expense. The \$39,000 currently budgeted includes \$25,000 for miscellaneous kitchen equipment and \$14,000 to replace the remaining half of mission critical point of sale computer equipment over two years;
- \$25,000 in large equipment expense, based on the allocation of \$150,000 to the High Rock School for the purchase of kitchen equipment in FY09.

The \$60,000 budgeted for paper supplies includes funds to implement a pilot lunch tray recycling program at one school in FY10. Phase I of the recycling program, originally planned to begin in FY09, has been deferred based on turnover in the Recycling Coordinator position at Town Hall. A small-scale, one-day pilot implementation of recyclable trays was successfully conducted in FY09 at the Broadmeadow and Newman schools. The additional budget funds reflect the fact that recyclable trays, which cost \$0.091 per tray, are

more expensive than Styrofoam trays, which cost \$0.038, each. Full implementation would cost an additional \$30,500. (This estimated is based on 575,000 annual trays x \$0.053, the cost differential per tray.)

Proposed Budget:

Revenues and expenses of the Food Services program are shown on Attachment A. Budgeted revenues (excluding carry-over) total \$1,834,320, which are approximately \$100,625 less than budgeted expenses of \$1,934,945. The resulting fund balance is reduced to \$523,273, which is less than the carryover goal of three months operating reserves, or \$580,484.

In order to balance the operating budget in FY11 and provide for required increases in salary/food expense, a fee increase of between \$0.30-\$0.50 will be required, which will place Needham within the higher range of school lunch fees.

Revolving Fund Name: **Food Services Revolving Fund**
 Revolving Fund Contact: **Ruth Griffin**

Revenues			FY07	FY08	FY09	FY09	FY10
			Actual	Actual	Budget	Proj	Budget
<u>Beginning Fund Balance (Carry-Over Revenue from Prior Year)</u>							
2550	3170	085					
Carry-Over Revenue			\$512,808	\$825,017	\$830,768	\$830,768	\$623,898
<u>Current Year Revenue Collections</u>							
2550	3170	085					
Current Year Revenue from lunches			\$1,565,071	\$1,088,258	\$1,085,910	\$1,109,320	\$1,109,320
Other income (ala carte, adult, etc)				\$738,311	\$817,000	\$735,000	\$725,000
<u>Revenue Collected for Next Fiscal Year</u>							
2550	3170	085					
Pre-Collection Next FY Revenue			\$0	\$0	\$0	\$0	\$0
Subtotal Revenues			\$2,077,879	\$2,449,584	\$2,513,678	\$2,675,088	\$2,458,218

Expenditures										FY07	FY08	FY09	FY09	FY10
Fund	Dept	Pgm	Bldg	DOE	Ext	Object	Ext	Building	Object Code Description	Actual	Actual	Budget	Proj	Budget
				Fun	IM	Code	Obj							
2550	3170	085	10	1230	010	5110	01	District	Central Admin/ Salary (incl 1/10/08 ag 0)	\$0	\$72,483	\$74,498	\$89,498	\$102,982
2550	3170	085	10	3400	010	5110	01	District	Food Service Wkrs (incl 2 new hires by 10)	\$643,975	\$518,892	\$580,507	\$579,038	\$622,752
2550	3170	085	10	2325	010	5125	03	District	Subs/ Salary (incl 1 student lunch aide by 09)	\$40,918	\$80,932	\$41,198	\$86,398	\$86,398
2550	3170	085	10	2330	010	5110	03	District	Secy's to Curr Dir/ Salary (1.4)	\$0	\$48,385	\$49,056	\$49,056	\$50,614
2550	3170	085	10	2110	010	5110	02	District	Custodial/ Services	\$0	\$0	\$0	\$0	\$0
2550	3170	085	10	4110	010	5110	03	District	Fringe / Other: longev	\$0	\$3,701	\$0	\$0	\$0
2550	3170	085	10	5200	010	5110	99	District	R&M Technology/ Services	\$375	\$0	\$4,000	\$4,000	\$3,000
2550	3170	085	10	2451	020	5255	04	District	R&M Instr Equip/ Services (5257)	\$29,427	\$145	\$60,200	\$60,200	\$0
2550	3170	085	10	2420	020	5247	04	District	Equipment Repair	\$0	\$17,658	\$0	\$0	\$40,000
2550	3170	085	10	2420	020	5257	04	District	Tuition	\$0	\$1,484	\$1,000	\$1,000	\$1,000
2550	3170	085	10	2357	020	5320	04	District	Postage	\$0	\$3,700	\$4,000	\$4,000	\$4,000
2550	3170	085	10	2440	020	5341	04	District	Advertising	\$0	\$0	\$0	\$0	\$0
2550	3170	085	10	2440	020	5346	04	District	Other Services *(see notes)	\$20,848	\$41,876	\$50,000	\$30,000	\$25,000
2550	3170	085	10	2440	020	5390	04	District	Office Supplies	\$1,181	\$4,132	\$3,000	\$3,000	\$4,000
2550	3170	085	10	2110	030	5420	05	District	Custodial / Supplies	\$4,958	\$5,327	\$6,000	\$6,000	\$8,000
2550	3170	085	10	4110	030	5450	05	District	Food	\$591,810	\$707,200	\$810,000	\$850,000	\$800,000
2550	3170	085	10	3400	030	5490	05	District	Instr. Equipment/ Supplies	\$27,657	\$33,464	\$52,000	\$52,000	\$39,000
2550	3170	085	10	2420	030	5522	05	District	Other Supplies	\$49,629	\$50,600	\$62,000	\$62,000	\$60,000
2550	3170	085	10	2440	030	5580	05	District	In State Travel/ Conferences	\$2,142	\$1,498	\$2,000	\$2,000	\$2,000
2550	3170	085	10	2357	030	5710	06	District	Out of State Travel/ Conferences	\$0	\$670	\$1,500	\$1,500	\$0
2550	3170	085	10	2357	030	5720	06	District	Dues & Memberships	\$1,348	\$821	\$1,500	\$1,500	\$1,200
2550	3170	085	10	2357	030	5730	06	District	Other Expenses	\$15,389	\$4,070	\$5,000	\$5,000	\$5,000
2550	3170	085	10	2440	030	5780	06	District	Capital Tech. > \$5000 Per Unit	\$23,400	\$0	\$0	\$150,000	\$0
2550	3170	085	10	7350	200	5858	99	District	Repl. Equip > \$5000 /Unit *(notes)	\$0	\$42,080	\$25,000	\$25,000	\$0
Subtotal Expenditures *(see notes)										\$1,452,863	\$1,618,816	\$1,812,859	\$2,061,190	\$1,934,945
Anticipated Ending Fund Bal. *(notes)										\$625,017	\$830,768	\$700,820	\$623,898	\$623,273

* Includes encumbrances.

ii. Is any of your ending fund balance designated for a particular purpose? If yes, please explain below.

This page is intentionally blank.

Revolving Fund FY10 Budget Request

Fund Name:	Adult Education (2551 3705)
Fund Manager:	Needham Community Education
Executive Summary:	Each year the Adult Education program gains financial stability allowing the program to grow and take greater programmatic risks. Program fees vary with offerings and cover program costs.

Fund Description:

Adult Education offers, through two terms (Fall and Spring), a variety of reasonably priced courses for adults, and test preparation and driver's education for high school students. During the current year, 1,811 adults are projected to participate in the Adult Ed Program, in 135 course offerings.

Critical Issues:

The adult education program continues to experience a rebound of popularity and is developing a reputation for quality. The major critical issue is to continue to grow the program to meet the need for continuing education opportunities among a wide range of Needham residents.

Enabling Legislation:

M.G.L. Chapter 71, Section 71E

Description of Revenues:

FY10 enrollment is projected to show an increase of about 12% over FY08. The fall term registered 1,011 students; the spring term registrations are expected to total over 800 students. FY10 projections are based on FY09 enrollments. FY10 budget revenues total \$201,286, of which \$13,000 represents pre-collections of fees for the FY10 school year. Course prices range from \$10 to \$500 and are set to meet program expenses.

Staffing:

FY10 staff members funded through this revolving fund include the Adult Education Coordinator (0.7 FTE), plus stipended, part-time program instructors and SAT Prep coordinators, temporary onsite coordinators and classroom aides. In addition, the budget includes a portion of the salaries of the Community Education Registrar/Marketing Manager (0.25 FTE), Accounting Secretary (0.07), and Community Education Director (0.1 FTE).

Expenses:

FY10 projected expenses total \$192,307. The biggest expenses for adult ed (aside from the actual instructors) are the costs for catalog production, mailing and marketing – about \$25,000 per year. For next year, we have

budgeted to expand our marketing efforts through a broader distribution of catalogs, plus more web-based communication.

Fund Balance:

FY10 projected ending fund balance on June 30, 2010 is projected to be \$80,545, which includes \$13,000 in pre-collected fees and \$67,545 in contingency reserves. The contingency reserve represents 3.5 months operating reserves, based on healthy program budgets, and are used to offset the budgetary impact of fluctuating enrollments or higher than anticipated expenditures.

FY10 Proposed Budget:

The proposed budget for the fee-based Adult Education program is attached.

Revolving Fund Name: Adult Education
 Revolving Fund Contact: Mary Grace Summargrad, Sue Bonaiuto

162,252 185,243 185,635 201,286 201,286

Revenues

Beginning Fund Balance (Carry-Over Revenue from Prior Year)

2551 3705 000 00 0000 000 00 534 000 0000 000 00 Carry-Over Revenue \$49,939 \$46,774 \$46,774 \$54,943 \$71,568

Current Year Revenue Collections

2551 3705 000 00 0000 000 00 432 000 0000 000 00 Current Year Revenue Collections \$162,252 \$172,193 \$172,635 \$188,288 \$188,288

Revenue Collected for Next Fiscal Year

2551 3705 000 00 0000 000 00 432 000 0000 000 00 Pre-Collection Next FY Revenue \$0 \$13,050 \$13,000 \$13,000 \$13,000

Subtotal Revenues \$212,191 \$232,017 \$232,409 \$256,229 \$272,852

Expenditures

Fund	Dept	Proj	Blk	DOE Fun	Subj Code	Gr Code	Act Code	Object Code	SchA Code	Ext Obj	Building	Object Code Description	FY07 Actual	FY08 Actual	FY09 Budget	FY09 Proj	FY10 Budget
2551	3705	090	10	1230	090	99	520	010	5110	350	01	District Central Admin/ Salary	\$13,354	\$3,373	\$11,471	\$4,427	\$9,346
2551	3705	090	10	1230	090	99	520	010	5146	350	01	District Central Admin/ Longevity	\$6	\$12	\$0	\$0	\$0
2551	3705	090	10	2110	090	99	520	010	5110	350	01	District Curriculum Dir/ Salary	\$27,588	\$20,890	\$39,332	\$37,471	\$30,552
2551	3705	090	10	2120	090	99	520	010	5110	350	01	District Dept Head (Non Supv)/ Salary	\$0	\$0	\$0	\$0	\$0
2551	3705	090	10	2220	090	99	520	010	5110	350	01	District Curr Ldr/Academic Dept Head/ Sal	\$0	\$0	\$0	\$0	\$0
2551	3705	090	10	2305	090	99	520	010	5110	350	01	District Certified Classroom Teacher/ Salary	\$85,568	\$97,533	\$77,192	\$76,097	\$78,067
2551	3705	090	10	2310	090	99	520	010	5110	350	01	District Certified Teacher Specialist/ Salary	\$0	\$0	\$0	\$0	\$0
2551	3705	090	10	2315	090	99	520	010	5110	350	01	District Instr. Coord-Team Leader/ Salary	\$0	\$0	\$500	\$260	\$260
2551	3705	090	10	2320	090	99	520	010	5110	350	01	District Medical/Therapeutic/ Salary	\$0	\$0	\$0	\$0	\$0
2551	3705	090	10	2440	090	99	520	010	5110	350	01	District Other Instructional	\$0	\$0	\$0	\$0	\$0
2551	3705	090	10	2325	090	99	520	010	5110	350	03	District Classroom Subs/ Salary	\$0	\$0	\$0	\$0	\$0
2551	3705	090	10	2330	090	99	520	010	5110	350	03	District Instr. Asst - Paraprofessional/ Sala	\$5,703	\$4,295	\$1,080	\$1,352	\$1,352
2551	3705	090	10	2353	090	99	520	010	5110	350	01	District Prof Dev Summer/Aft School/ Sala	\$0	\$0	\$0	\$0	\$0
2551	3705	090	10	2355	090	99	520	010	5110	350	03	District Prof Dev Subs	\$0	\$0	\$0	\$0	\$0
2551	3705	090	10	2357	090	99	520	010	5110	350	01	District Prof Dev School Year/ Salary	\$0	\$0	\$0	\$0	\$0
2551	3705	090	10	2110	090	99	520	010	5110	350	02	District Secy to Curr Dir/ Salary	\$3,488	\$10,861	\$11,008	\$14,573	\$15,217
2551	3705	090	10	2110	090	99	520	010	5146	350	02	District Secy to Curr Dir/ Longevity	\$23	\$0	\$0	\$0	\$0
2551	3705	090	10	2110	090	99	520	010	5110	350	03	District Asst to Curr Dir/ Salary	\$0	\$0	\$18,120	\$16,120	\$18,120
2551	3705	090	10	2210	090	99	520	010	5110	350	02	District Other Building Secy/ Salary	\$0	\$0	\$0	\$0	\$0
2551	3705	090	10	2220	090	99	520	010	5110	350	02	District Secy to Acad Dept Head/ Salary	\$0	\$0	\$0	\$0	\$0
2551	3705	090	10	1420	090	99	520	010	5110	350	02	District Human Resources & Benefits/ Sala	\$0	\$0	\$0	\$0	\$0
2551	3705	090	10	4110	090	99	520	010	5110	350	03	District Custodians/ Salary	\$0	\$0	\$0	\$0	\$0
2551	3705	090	10	5200	090	99	520	010	5110	350	99	District Fringe	\$0	\$0	\$0	\$0	\$0
2551	3705	090	10	4220	090	99	520	020	5241	350	04	District R&M Bldgs / Services	\$0	\$0	\$0	\$0	\$0
2551	3705	090	10	4210	090	99	520	020	5241	350	04	District R&M Grounds / Services	\$0	\$0	\$0	\$0	\$0
2551	3705	090	10	2451	090	99	520	020	5255	350	04	District R&M Technology/ Services	\$0	\$0	\$0	\$0	\$0
2551	3705	090	10	2420	090	99	520	020	5247	350	04	District R&M Instr Equip/ Services	\$0	\$0	\$0	\$0	\$0
2551	3705	090	10	5350	090	99	520	020	5270	350	04	District Lease Rental/ Services	\$0	\$0	\$0	\$0	\$0
2551	3705	090	10	2440	090	99	520	020	5300	350	04	District Professional Technical/ Services	\$0	\$0	\$0	\$0	\$0
2551	3705	090	10	2110	090	99	520	020	5380	350	04	District Other Services/Director Office	\$0	\$0	\$2,500	\$1,225	\$1,225
2551	3705	090	10	2440	090	99	520	020	5341	350	04	District Postage	\$1,779	\$705	\$7,000	\$3,600	\$3,600
2551	3705	090	10	2440	090	99	520	020	5345	350	04	District Printing & Binding	\$13,158	\$14,321	\$18,000	\$15,028	\$15,028
2551	3705	090	10	2440	090	99	520	020	5346	350	04	District Advertising	\$0	\$0	\$0	\$0	\$0
2551	3705	090	10	2440	090	99	520	020	5380	350	04	District Other Services	\$3,511	\$13,638	\$9,111	\$7,921	\$7,921
2551	3705	090	10	2110	090	99	520	030	5420	350	05	District Offices Supplies	\$320	\$1,838	\$5,000	\$1,600	\$1,600
2551	3705	090	10	4220	090	99	520	030	5430	350	05	District R&M Bldgs / Supplies	\$0	\$0	\$0	\$0	\$0
2551	3705	090	10	4110	090	99	520	030	5450	350	05	District Custodial / Supplies	\$0	\$0	\$0	\$0	\$0
2551	3705	090	10	4210	090	99	520	030	5460	350	05	District Groundskeeping/ Supplies	\$0	\$0	\$0	\$0	\$0
2551	3705	090	10	5400	090	99	520	030	5490	350	05	District Food Services/ Supplies	\$0	\$0	\$0	\$0	\$0
2551	3705	090	10	2430	090	99	520	030	5510	350	05	District Educational Supplies	\$3,416	\$5,296	\$2,934	\$5,019	\$5,019
2551	3705	090	10	2415	090	99	520	030	5512	350	05	District Teaching Aids/ Claim Ref	\$0	\$0	\$0	\$0	\$0
2551	3705	090	10	2410	090	99	520	030	5517	350	05	District Textbooks & Workbooks	\$0	\$0	\$0	\$0	\$0
2551	3705	090	10	2420	090	99	520	030	5522	350	05	District Instr. Equipment/ Supplies	\$0	\$0	\$0	\$0	\$0
2551	3705	090	10	2453	090	99	520	030	5523	350	05	District A/V Hardware	\$0	\$0	\$0	\$0	\$0
2551	3705	090	10	2455	090	99	520	030	5524	350	05	District Instructional Software	\$0	\$0	\$0	\$0	\$0
2551	3705	090	10	2451	090	99	520	030	5525	350	05	District Instructional Tech. Supplies	\$0	\$0	\$0	\$0	\$0
2551	3705	090	10	2440	090	99	520	030	5580	350	05	District Other Supplies	\$0	\$270	\$0	\$0	\$0
2551	3705	090	10	2357	090	99	520	030	5710	350	06	District In State Travel/ Conferences	\$55	\$68	\$0	\$0	\$0
2551	3705	090	10	2357	090	99	520	030	5720	350	06	District Out of State Travel/ Conferences	\$0	\$200	\$0	\$0	\$0
2551	3705	090	10	2357	090	99	520	030	5730	350	06	District Dues & Memberships	\$0	\$0	\$0	\$0	\$0
2551	3705	090	10	2440	090	99	520	030	5780	350	06	District Other Expenses	\$7,450	\$3,974	\$0	\$0	\$0
2551	3705	090	10	7300	090	99	520	200	5850	350	99	District Capital Equip > \$5000 Per Unit	\$0	\$0	\$0	\$0	\$0
2551	3705	090	10	7500	090	99	520	200	5851	350	99	District Motor Vehicles > \$5000 Per Unit	\$0	\$0	\$0	\$0	\$0
2551	3705	090	10	7350	090	99	520	200	5858	350	99	District Capital Tech > \$5000 Per Unit	\$0	\$0	\$0	\$0	\$0
2551	3705	090	10	7300	090	99	520	200	5870	350	99	District Repl. Equipment- \$5000 Per Unit	\$0	\$0	\$0	\$0	\$0
Subtotal Expenditures													\$165,416	\$177,073	\$201,338	\$184,663	\$192,307
Anticipated Ending Fund Bal.													\$46,774	\$84,944	\$31,071	\$71,566	\$80,545

* Includes encumbrances.

II. Is any of your ending fund balance designated for a particular purpose? If yes, please explain below.

The designated fund balance is as follows: \$13,000 pre-collected revenue, \$67,545 operating contingency

This page is intentionally blank.

Revolving Fund FY10 Budget Request

Fund Name:	Staff Development Revolving Fund (2553-3111)
Fund Manager:	Director of Personnel
Executive Summary:	Fee Based on Program Offerings

Fund Description:

This accounts funds voluntary fee-based staff development activities for teachers and other Needham Public School staff. A Professional Development Handbook is published each year, which offers a wide variety of workshops and courses for professional staff. Fees are charged for those activities which are voluntary (e.g., not required), and offset the cost of providing the professional development activity.

Enabling Legislation:

MGL Chapter 71, Section 71E.

Critical Issues:

The Business Office is working with the Personnel Department to develop a detailed revenue and expenditure tracking system for professional development activities, which will collect course-specific data for better program management.

Support for District Vision, Mission, Goals, Objectives:

This program supports District Goal 4.4, related to providing high-quality professional development opportunities to staff.

Description of Revenues:

Revenues are based on historical receipts (\$24,815); course fees vary based on program offering.

Staffing:

No permanent staff positions are paid through this fund, although stipends and contract payments are paid to course instructors.

Expenses:

FY10 Program expenses (\$21,613) are based on prior year actual expenses, and consist of payments for course instructors, supplies and materials.

FY10 Proposed Budget:

Attached.

Revolving Fund Name: **Staff Development Revolving Fund**
 Revolving Fund Contact: **Director of Personnel**


													FY07	FY08	FY09	FY10	
													Actual	Actual	Proj	Budget	
Revenues																	
Beginning Fund Balance (Carry-Over Revenue from Prior Year)																	
2553	3111	080											Carry-Over Revenue	\$4,638	\$11,617	\$9,212	\$12,413
Current Year Revenue Collections																	
2553	3111	080											Current Year Revenue Collections	\$26,708	\$8,970	\$24,815	\$24,815
Revenue Collected for Next Fiscal Year																	
2553	3111	080											Pre-Collection Next FY Revenue	\$0	\$0	\$0	\$0
Subtotal Revenues													\$31,346	\$20,587	\$34,027	\$37,228	
Expenditures																	
Fund	Dept	Pgm	Bldg	DOE Fun	Subj Code	Gr Code	Act Code	TM	Object Code	SchA Code	Ext Obj	Building	Object Code Description	FY07 Actual	FY08 Budget	FY09 Proj	FY10 Budget
2553	3111	080	10	1200	099	99	520	010	5130	553	99	District	Coaches	\$0	\$0	\$0	\$0
2553	3111	080	10	2110	099	99	520	010	5110	553	99	District	Curriculum Dir/ Salary	\$0	\$0	\$0	\$0
2553	3111	080	10	2120	099	99	520	010	5110	553	99	District	Dept Head (Non Supv)/ Salary	\$0	\$0	\$0	\$0
2553	3111	080	10	2220	099	99	520	010	5110	553	99	District	Curr Ldr/Academic Dept Head/ Sal	\$0	\$0	\$0	\$0
2553	3111	080	10	2305	099	99	520	010	5110	553	99	District	Certified Classroom Teacher/ Salar	\$0	\$0	\$0	\$0
2553	3111	080	10	2310	099	99	520	010	5110	553	99	District	Certified Teacher Specialist/ Salary	\$0	\$0	\$0	\$0
2553	3111	080	10	2315	099	99	520	010	5110	553	99	District	Instr. Coord-Team Leader/ Salary	\$0	\$0	\$0	\$0
2553	3111	080	10	2320	099	99	520	010	5110	553	99	District	Medical/Therapeutic/ Salary	\$0	\$0	\$0	\$0
2553	3111	080	10	2440	099	99	520	010	5110	553	99	District	Other Instructional	\$0	\$0	\$0	\$0
2553	3111	080	10	2325	099	99	520	010	5110	553	99	District	Classroom Subs/ Salary	\$0	\$0	\$0	\$0
2553	3111	080	10	2330	099	99	520	010	5110	553	99	District	Instr. Asst - Paraprofessional/ Salar	\$0	\$0	\$0	\$0
2553	3111	080	10	2353	099	99	520	010	5110	553	99	District	Prof Dev Summer/Aft School/ Sala	\$0	\$0	\$0	\$0
2553	3111	080	10	2355	099	99	520	010	5110	553	99	District	Prof Dev Subs	\$0	\$0	\$0	\$0
2553	3111	080	10	2357	099	99	520	010	5110	553	99	District	Prof Dev School Year/ Salary	\$3,152	\$1,880	\$3,080	\$3,080
2553	3111	080	10	2110	099	99	520	010	5110	553	99	District	Secy to Curr Dir/ Salary	\$0	\$0	\$0	\$0
2553	3111	080	10	2120	099	99	520	010	5110	553	99	District	Secy to Dep Head (Non Supv) Salar	\$0	\$0	\$0	\$0
2553	3111	080	10	2210	099	99	520	010	5110	553	99	District	Other Building Secy/ Salary	\$0	\$0	\$0	\$0
2553	3111	080	10	2220	099	99	520	010	5110	553	99	District	Secy to Acad Dept Head/ Salary	\$0	\$0	\$0	\$0
2553	3111	080	10	1420	099	99	520	010	5110	553	99	District	Human Resources & Benefits/ Sala	\$0	\$0	\$0	\$0
2553	3111	080	10	4110	099	99	520	010	5110	553	99	District	Custodians/ Salary	\$0	\$0	\$0	\$0
2553	3111	080	10	5200	099	99	520	010	5110	553	99	District	Fringe	\$0	\$0	\$0	\$0
2553	3111	080	10	4220	099	99	520	020	5241	553	99	District	R&M Bldgs / Services	\$0	\$0	\$0	\$0
2553	3111	080	10	4210	099	99	520	020	5241	553	99	District	R&M Grounds / Services	\$0	\$0	\$0	\$0
2553	3111	080	10	2451	099	99	520	020	5255	553	99	District	R&M Technology/ Services	\$0	\$0	\$0	\$0
2553	3111	080	10	2420	099	99	520	020	5257	553	99	District	R&M Instr Equip/ Services	\$0	\$0	\$0	\$0
2553	3111	080	10	5350	099	99	520	020	5270	553	99	District	Lease Rental/ Services	\$0	\$0	\$0	\$0
2553	3111	080	10	2440	099	99	520	020	5300	553	99	District	Professional Technical/ Services	\$10,258	-\$932	\$15,541	\$15,541
2553	3111	080	10	2440	099	99	520	020	5330	553	99	District	Transportation	\$0	\$0	\$0	\$0
2553	3111	080	10	2440	099	99	520	020	5341	553	99	District	Postage	\$0	\$0	\$0	\$0
2553	3111	080	10	2440	099	99	520	020	5345	553	99	District	Printing & Binding	\$0	\$0	\$0	\$0
2553	3111	080	10	2440	099	99	520	020	5346	553	99	District	Advertising	\$0	\$0	\$0	\$0
2553	3111	080	10	2440	099	99	520	020	5380	553	99	District	Other Services	\$0	\$0	\$0	\$0
2553	3111	080	10	2110	099	99	520	030	5420	553	99	District	Offices Supplies	\$0	\$0	\$0	\$0
2553	3111	080	10	4220	099	99	520	030	5430	553	99	District	R&M Bldgs / Supplies	\$0	\$0	\$0	\$0
2553	3111	080	10	4110	099	99	520	030	5450	553	99	District	Custodial / Supplies	\$0	\$0	\$0	\$0
2553	3111	080	10	4210	099	99	520	030	5460	553	99	District	Groundskeeping/ Supplies	\$0	\$0	\$0	\$0
2553	3111	080	10	3400	099	99	520	030	5490	553	99	District	Food Services/ Supplies	\$0	\$0	\$0	\$0
2553	3111	080	10	2430	099	99	520	030	5510	553	99	District	Educational Supplies	\$0	\$0	\$0	\$0
2553	3111	080	10	2415	099	99	520	030	5512	553	99	District	Teaching Aids/ Clism Ref	\$0	\$0	\$0	\$0
2553	3111	080	10	2410	099	99	520	030	5517	553	99	District	Textbooks & Workbooks	\$0	\$0	\$0	\$0
2553	3111	080	10	2420	099	99	520	030	5522	553	99	District	Instr. Equipment/ Supplies	\$0	\$0	\$0	\$0
2553	3111	080	10	2453	099	99	520	030	5523	553	99	District	AV Hardware	\$0	\$0	\$0	\$0
2553	3111	080	10	2455	099	99	520	030	5524	553	99	District	Instructional Software	\$0	\$0	\$0	\$0
2553	3111	080	10	2451	099	99	520	030	5525	553	99	District	Instructional Tech. Supplies	\$0	\$0	\$0	\$0
2553	3111	080	10	2440	099	99	520	030	5580	553	99	District	Other Supplies	\$3,375	\$7,283	\$2,293	\$2,293
2553	3111	080	10	2357	099	99	520	030	5710	553	99	District	In State Travel/ Conferences	\$38	\$1,641	\$0	\$0
2553	3111	080	10	2357	099	99	520	030	5720	553	99	District	Out of State Travel/ Conferences	\$0	\$0	\$0	\$0
2553	3111	080	10	2357	099	99	520	030	5730	553	99	District	Dues & Memberships	\$0	\$0	\$0	\$0
2553	3111	080	10	2440	099	99	520	030	5780	553	99	District	Other Expenses	\$2,906	\$1,522	\$700	\$700
2553	3111	080	10	7300	099	99	520	200	5850	553	99	District	Capital Equip > \$5000 Per Unit	\$0	\$0	\$0	\$0
2553	3111	080	10	7500	099	99	520	200	5851	553	99	District	Motor Vehicles > \$5000 Per Unit	\$0	\$0	\$0	\$0
2553	3111	080	10	7350	099	99	520	200	5856	553	99	District	Capital Tech. > \$5000 Per Unit	\$0	\$0	\$0	\$0
2553	3111	080	10	7300	099	99	520	200	5870	553	99	District	Rept. Equipment > \$5000 Per Unit	\$0	\$0	\$0	\$0
Subtotal Expenditures													\$19,729	\$11,376	\$21,613	\$21,613	
Anticipated Ending Fund Bal.													\$11,617	\$9,212	\$12,413	\$15,615	

* Includes encumbrances.

II. Is any of your ending fund balance designated for a particular purpose? If yes, please explain below.

Cash flow and to meet unexpected enrollments

This page is intentionally blank.



Needham, Massachusetts

*Special Revenue
Grant Fund Detail*

FY10 School Committee Budget
Needham Public Schools
Federal Grant: Special Education Entitlement (SPED 94-142)

Expenditures by Line Item	FY07 Actual	FY08 Actual	FY09 Budget	FY10 Budget	\$ Inc/(Dec)	% Inc/(Dec)	% Total FY10
Salary	737,167	866,400	826,299	1,099,668	273,369	33.1%	95.1%
Purchase of Service Expense	245,752	168,995	230,812	30,702	(200,110)	-86.7%	2.7%
Capital	50,254	24,129	24,675	26,257	1,582	6.4%	2.3%
	-	-	-	-	-	0.0%	0.0%
Total	1,033,173	1,059,524	1,081,786	1,156,627	74,841	6.9%	100.0%

Budget Overview:

This federal entitlement program provides funds to ensure that eligible students with disabilities receive a free and appropriate public education that includes special education and related services designed to meet their individual needs. Funds are awarded based on a formula taking into account school enrollment in both public and private elementary and secondary schools and the number of low income students in those same groups. Districts are required to share funds with private schools in the District, in proportion to the number of eligible special education students attending those private schools. Funds must be used to supplement, but not supplant, local or state funds.

Staffing*:

	FY07 Actual	FY08 Actual	FY09 Budget	FY10 Budget	Inc/(Dec)
Administrators					
Teachers	4.75	6.75	6.18	6.6	0.42
Aides	14.29	12.75	13.4	16.1	2.7
Clerical	0.8	1.0	1.2	1.0	(0.2)
Total	19.84	20.5	20.78	23.7	2.92

* This grant also funds stipends and payments to temporary staff (no FTE.)

Critical Issues:

There are no critical issues for this grant in FY10.

Goals & Objectives:

This grant program fits within the District's larger goals of providing standards based education for students (Goal 1) and promoting student wellness/social emotional learning (Goal 2.)

Funding Recommendation:

The FY10 budget recommendation for this grant is \$1,156,627, which represents a \$74,841 (7%) increase over FY09. This request includes a \$1,081,786 baseline request, plus additional funding to support 2.92 FTE net new staff members to meet student Individualized Education Plan requirements.

Line Item Detail:

The FY10 line item budget for the federal 94-142 grant is presented on the attached pages.

Federal Grant: Special Education Entitlement Grant (SPED 94-142)

Fund	Dept	Pgm	Bldg	DOE Fun	Subj Code	Gr Code	Act Code	IM	Object Code	SchA Code	Ext Obj	Line Item Description	FY07 Actual	FY08 Actual	FY09 Budget	FY10 Budget	\$ Inc/Dec	% Inc/Dec
2003	001F	045	10	2110	099	99	520	010	5110	003	02	Salaries and Wages, Permanent Positions	38,635.28	30,153.49	40,432.85	41,515.00	1,082.15	2.7%
2003	001F	045	10	2110	099	99	520	030	5710	003	02	Longevity	258.82	300.00	-	-	-	0.0%
2003	001F	045	10	2310	099	99	520	010	5110	003	01	In-State Travel	-	1,158.52	-	-	-	0.0%
2003	001F	045	10	2320	099	99	520	010	5110	003	01	Salaries and Wages, Permanent Positions	44,718.37	700.00	-	117,181.87	117,191.97	100.0%
2003	001F	045	10	2320	099	99	520	020	5300	003	04	Professional and Technical	87.88	145,971.05	225,322.00	-	(225,322.00)	-100.0%
2003	001F	045	10	2330	099	99	520	010	5110	003	03	Salaries and Wages, Permanent Positions	96,920.45	54,682.54	-	-	-	0.0%
2003	001F	045	10	2330	099	99	520	020	5300	003	04	Professional and Technical	44,888.17	10,300.00	-	-	-	0.0%
2003	001F	045	10	2357	099	99	520	020	5380	003	04	Other Purchased Services	15,375.00	100.00	-	-	-	0.0%
2003	001F	045	10	2357	099	99	520	030	5710	003	06	In-State Travel	370.00	-	-	-	-	0.0%
2003	001F	045	10	2357	099	99	520	030	5730	003	06	Dues and Memberships	1,762.00	-	-	-	-	0.0%
2003	001F	045	10	2357	099	99	520	020	5380	003	04	Other Purchased Services	252.00	-	-	-	-	0.0%
2003	001F	045	10	2415	099	99	520	030	5512	003	05	Instr. Mat/Clsm Lib & Ref - Teaching Aids	1,421.81	681.55	-	-	-	0.0%
2003	001F	045	10	2430	099	99	520	030	5510	003	05	Educational Supplies	-	972.32	-	-	-	0.0%
2003	001F	045	10	2440	099	99	520	020	5380	003	04	Other Purchased Services	18,725.00	-	-	-	-	0.0%
2003	001F	045	10	2440	099	99	520	030	5580	003	05	Other Supplies	694.06	-	-	-	-	0.0%
2003	001F	045	10	2455	099	99	520	020	5524	003	04	Instructional Software	-	450.48	5,490.00	5,490.00	-	0.0%
2003	001F	045	10	2451	099	99	520	030	5525	003	05	Instructional Technology	11,041.32	93.46	-	-	-	0.0%
2003	001F	045	10	2720	099	99	520	020	5300	003	04	Professional and Technical	-	598.46	-	-	-	0.0%
2003	001F	045	21	2110	090	99	520	030	5420	003	05	Office Supplies	-	-	42.86	106.29	63.43	148.0%
2003	001F	045	21	2310	090	99	520	010	5110	003	01	Salaries and Wages, Permanent Positions	-	58,587.99	46,239.00	-	(46,239.00)	-100.0%
2003	001F	045	21	2330	090	99	520	010	5110	003	03	Salaries and Wages, Permanent Positions	68,242.57	54,149.64	57,361.52	81,589.00	24,227.48	42.2%
2003	001F	045	21	2410	090	99	520	030	5517	003	05	Textbooks/ Workbooks	-	-	71.71	71.71	0.00	0.0%
2003	001F	045	21	2430	090	99	520	030	5510	003	05	Educational Supplies	12,601.40	-	-	-	-	0.0%
2003	001F	045	21	2440	090	99	520	030	5510	003	05	Educational Supplies	63.79	-	-	-	-	0.0%
2003	001F	045	21	2451	090	99	520	030	5525	003	05	Instructional Technology	-	-	142.86	142.86	(0.00)	0.0%
2003	001F	045	21	2800	090	99	520	010	5110	003	01	Salaries and Wages, Permanent Positions	-	-	10,000.00	10,000.00	10,000.00	100.0%
2003	001F	045	22	2110	090	99	520	030	5420	003	05	Office Supplies	-	-	42.86	106.29	63.43	148.0%
2003	001F	045	22	2310	090	99	520	010	5110	003	01	Salaries and Wages, Permanent Positions	-	12,890.92	11,172.00	-	(11,172.00)	-100.0%
2003	001F	045	22	2330	090	99	520	010	5110	003	03	Salaries and Wages, Permanent Positions	22,798.88	24,863.23	26,366.07	27,228.00	862.93	3.3%
2003	001F	045	22	2410	090	99	520	030	5517	003	05	Textbooks/ Workbooks	-	-	71.71	71.71	0.00	0.0%
2003	001F	045	22	2451	090	99	520	030	5525	003	05	Instructional Technology	-	-	142.86	142.86	(0.00)	0.0%
2003	001F	045	22	2800	090	99	520	010	5110	003	01	Salaries and Wages, Permanent Positions	-	-	10,000.00	10,000.00	10,000.00	100.0%
2003	001F	045	23	2110	090	99	520	030	5420	003	05	Office Supplies	-	-	42.86	106.29	63.43	148.0%
2003	001F	045	23	2310	090	99	520	010	5110	003	01	Salaries and Wages, Permanent Positions	46,158.32	37,017.05	30,702.00	44,945.00	14,243.00	46.4%
2003	001F	045	23	2330	090	99	520	010	5110	003	03	Salaries and Wages, Permanent Positions	15,455.58	-	-	-	-	0.0%
2003	001F	045	23	2410	090	99	520	030	5517	003	05	Textbooks/ Workbooks	-	-	71.71	71.71	0.00	0.0%
2003	001F	045	23	2451	090	99	520	030	5525	003	05	Instructional Technology	-	-	142.86	142.86	(0.00)	0.0%
2003	001F	045	23	2800	090	99	520	010	5110	003	01	Salaries and Wages, Permanent Positions	-	-	10,000.00	10,000.00	10,000.00	100.0%
2003	001F	045	24	2110	090	99	520	030	5420	003	05	Office Supplies	-	-	42.86	106.29	63.43	148.0%
2003	001F	045	24	2310	090	99	520	010	5110	003	01	Salaries and Wages, Permanent Positions	-	49,012.22	53,209.00	61,204.00	7,995.00	15.0%
2003	001F	045	24	2330	090	99	520	010	5110	003	03	Salaries and Wages, Permanent Positions	11,139.25	-	-	40,099.00	40,099.00	100.0%
2003	001F	045	24	2410	090	99	520	030	5517	003	05	Textbooks/ Workbooks	-	-	71.71	71.71	0.00	0.0%
2003	001F	045	24	2451	090	99	520	030	5525	003	05	Instructional Technology	-	-	142.86	142.86	(0.00)	0.0%
2003	001F	045	24	2800	090	99	520	010	5110	003	01	Salaries and Wages, Permanent Positions	-	-	10,000.00	10,000.00	10,000.00	100.0%
2003	001F	045	24	2800	090	99	520	010	5110	003	01	Salaries and Wages, Permanent Positions	-	-	10,000.00	10,000.00	10,000.00	100.0%
2003	001F	045	25	2110	090	99	520	030	5420	003	05	Office Supplies	-	-	42.86	106.29	63.43	148.0%
2003	001F	045	25	2330	090	99	520	010	5110	003	03	Salaries and Wages, Permanent Positions	106,471.52	150,583.62	163,127.78	167,645.00	4,517.22	2.8%
2003	001F	045	25	2330	090	99	520	010	5146	003	03	Longevity	-	1,050.00	-	-	-	0.0%
2003	001F	045	25	2410	090	99	520	030	5517	003	05	Textbooks/ Workbooks	-	-	71.71	71.71	0.00	0.0%
2003	001F	045	25	2451	090	99	520	030	5525	003	05	Instructional Technology	-	-	142.86	142.86	(0.00)	0.0%
2003	001F	045	25	2800	090	99	520	010	5110	003	01	Salaries and Wages, Permanent Positions	-	-	10,000.00	10,000.00	10,000.00	100.0%
2003	001F	045	26	2110	090	99	520	030	5420	003	05	Office Supplies	-	-	35.07	35.07	0.00	100.0%
2003	001F	045	26	2410	090	99	520	030	5517	003	05	Textbooks/ Workbooks	-	-	23.67	23.67	0.00	100.0%
2003	001F	045	26	2451	090	99	520	030	5525	003	05	Instructional Technology	-	-	47.14	47.14	0.00	100.0%
2003	001F	045	30	2110	099	99	520	030	5420	003	05	Office Supplies	-	-	42.86	71.21	28.35	66.1%
2003	001F	045	30	2110	099	99	520	010	5110	003	01	Salaries and Wages, Permanent Positions	-	-	-	-	-	0.0%
2003	001F	045	30	2310	099	99	520	010	5110	003	01	Salaries and Wages, Permanent Positions	57,798.96	85,093.60	41,978.00	58,718.00	17,740.00	42.3%
2003	001F	045	30	2330	099	99	520	010	5110	003	03	Salaries and Wages, Permanent Positions	26,567.42	24,973.45	48,253.93	46,015.00	(2,238.93)	-4.6%
2003	001F	045	30	2410	099	99	520	030	5517	003	05	Textbooks/ Workbooks	-	-	71.71	48.05	(23.66)	-33.0%
2003	001F	045	30	2451	099	99	520	030	5525	003	05	Instructional Technology	-	-	142.86	95.71	(47.15)	-33.0%
2003	001F	045	30	2710	099	99	520	010	5110	003	01	Salaries and Wages, Permanent Positions	52,951.09	58,861.73	61,782.00	68,608.00	4,814.00	7.8%
2003	001F	045	40	2110	099	99	520	030	5420	003	05	Office Supplies	-	-	42.86	106.29	63.43	148.0%
2003	001F	045	40	2110	099	99	520	010	5110	003	02	Salaries and Wages, Permanent Positions	-	-	-	-	-	0.0%
2003	001F	045	40	2310	099	99	520	010	5110	003	01	Salaries and Wages, Permanent Positions	63,965.14	68,161.09	72,952.00	81,380.00	8,428.00	11.6%
2003	001F	045	40	2330	099	99	520	010	5110	003	03	Salaries and						

FY10 School Committee Budget
Needham Public Schools
Federal Grant: SPED Program Improvement/274

Expenditures by Line Item	FY07 Actual	FY08 Actual	FY09 Budget	FY10 Budget	\$ Inc/(Dec)	% Inc/(Dec)	% Total FY10
Salary	3,975	8,362	-	-	-	0.0%	0.0%
Purchase of Service Expense	38,777	21,523	16,417	-	(16,417)	-100.0%	0.0%
Capital	-	-	-	-	-	0.0%	0.0%
Total	42,752	29,885	16,417	-	(16,417)	-100.0%	100.0%

Budget Overview:

This federal grant funds professional development activities that will help to improve the skills and capacity of special education educators to meet the diverse needs of students with disabilities. Funds are awarded on the basis of total public school enrollment, and is determined by the Department of Elementary and Secondary Education. Expenditure restrictions apply. This grant funds stipends and supplemental payments to teachers, but no permanent staff positions. FY09 will be the final funding year for this grant program.

Staffing:

	FY07 Actual	FY08 Actual	FY09 Budget	FY10 Budget	Inc/(Dec)
Administrators					
Teachers					
Aides					
Clerical					
Total					

* This grant funds stipends and payments to temporary staff (no FTE.)

Critical Issues:

FY09 is the final funding year for this program, for which funding has diminished over time.

Goals & Objectives:

This grant program supports District Goal 4.4: Core services, including staff recruitment, compensation and benefits management, employee relations and human resource information management will promote a safe and healthy work place that facilitates and promotes a positive work ethic and reflects the District's core values.

Funding Recommendation:

The FY10 budget recommendation for this grant is \$0: FY09 is the final funding year for this program.

Line Item Detail:

The FY10 line item budget for the SPED Program Improvement grant is presented on the attached pages.

Federal Grant: SPED Program Improvement Grant/274

Fund	Dept	Pgm	Bldg	DOE Fun	Subj Code	Gr Code	Act Code	TM	Object Code	SchA Code	Ext Obj	Line Item Description	FY07 Actual	FY08 Actual	FY09 Budget	FY10 Budget	\$ Inc(Dec)	% Inc(Dec)
2003	002F	045	10	2353	099	99	520	010	5110	003	01	Salaries and Wages, Permanent Positions	3,975.00			-	-	0.0%
2003	002F	045	10	2357	099	99	520	020	5300	003	04	Professional and Technical	38,777.00	4,307.48	1,742.00	-	(1,742.00)	-100.0%
2003	002F	045	10	2357	099	99	520	030	5710	003	06	In-State Travel				-	-	0.0%
2003	002F	045	21	2357	090	99	520	020	5300	003	04	Professional and Technical		4,772.00		-	-	0.0%
2003	002F	045	21	2357	090	99	520	030	5512	003	05	Instr. Mat/Cism Lib & Ref - Teaching Aids				-	-	0.0%
2003	002F	045	22	2357	090	99	520	020	5300	003	04	Professional and Technical				-	-	0.0%
2003	002F	045	22	2357	090	99	520	030	5512	003	05	Instr. Mat/Cism Lib & Ref - Teaching Aids				-	-	0.0%
2003	002F	045	23	2357	090	99	520	020	5300	003	04	Professional and Technical				-	-	0.0%
2003	002F	045	23	2357	090	99	520	030	5512	003	05	Instr. Mat/Cism Lib & Ref - Teaching Aids				-	-	0.0%
2003	002F	045	24	2357	090	99	520	020	5300	003	04	Professional and Technical				-	-	0.0%
2003	002F	045	24	2357	090	99	520	030	5512	003	05	Instr. Mat/Cism Lib & Ref - Teaching Aids				-	-	0.0%
2003	002F	045	25	2357	090	99	520	020	5300	003	04	Professional and Technical				-	-	0.0%
2003	002F	045	25	2357	090	99	520	030	5512	003	05	Instr. Mat/Cism Lib & Ref - Teaching Aids				-	-	0.0%
2003	002F	045	30	2330	099	99	520	010	5110	003	03	Salaries and Wages, Permanent Positions				-	-	0.0%
2003	002F	045	30	2353	099	99	520	020	5300	003	04	Professional and Technical			7,125.00	-	(7,125.00)	-100.0%
2003	002F	045	30	2357	099	99	520	010	5510	003	01	Educational Supplies		8,382.20		-	-	0.0%
2003	002F	045	30	2357	099	99	520	020	5300	003	04	Professional and Technical		7,350.00	7,550.00	-	(7,550.00)	-100.0%
2003	002F	045	40	2357	099	99	520	020	5300	003	04	Professional and Technical		5,093.34		-	-	0.0%
Total													42,752.00	29,885.00	16,417.00	-	(16,417.00)	-100.0%

FY10 School Committee Budget
Needham Public Schools
Federal Grant: SPED Early Childhood Allocation/262

Expenditures by Line Item	FY07 Actual	FY08 Actual	FY09 Budget	FY10 Budget	\$ Inc/(Dec)	% Inc/(Dec)	% Total FY10
Salary	35,104	35,231	34,337	34,366	29	0%	98%
Purchase of Service Expense	-	-	-	-	-	0%	0%
Capital	867	776	742	742	-	0%	2%
Total	35,971	36,007	35,079	35,108	29	0%	100%

Budget Overview:

These supplemental funds provide school systems with funding to support 3, 4 and 5-year old children with disabilities in high-quality programs across settings following the federal and state requirements for inclusive settings. Funding is awarded based on a formula that is based on the 1996 number of three-, four- and five-year olds with disabilities; the current number of three- to five-year olds living in poverty; and the total enrollment of K-12 students in the community. Expenditure restrictions apply.

Staffing:

	FY07 Actual	FY08 Actual	FY09 Budget	FY10 Budget	Inc/(Dec)
Administrators					
Teachers					
Aides	2.0	1.4	1.14	1.26	0.12
Clerical			0.29	0	(0.29)
Total	2.0	1.4	1.43	1.26	(0.17)

* This grant also funds stipends and payments to temporary staff (no FTE.)

Critical Issues:

Continued funding from federal granting sources. The \$29 increase in the FY10 grant allocation is insufficient to continue funding the current 1.43 FTE staff members assigned to this grant; the increased cost of FY10 salary obligations will reduce the number of personnel which this grant can support to 1.26 FTE.

Goals & Objectives:

This grant program fits within the District's larger goals of providing standards based education for students (Goal 1) and promoting student wellness/social emotional learning (Goal 2.)

Funding Recommendation:

The FY10 budget recommendation for this grant is \$35,108, which represents a \$29 (0.1%) increase over FY09.

Line Item Detail:

The FY10 line item budget for the federal SPED Early Childhood grant is presented on the attached pages.

Federal Grant: SPED Early Childhood Allocation/262

Fund	Dept	Pgm	Bldg	DOE Fun	Subj Code	Gr Code	Act Code	IM	Object Code	BohA Code	Ext Obj	Line Item Description	FY07 Actual	FY08 Actual	FY08 Budget	FY10 Budget	\$ Incl/Dec	% Incl/Dec
2003	004F	045	50	2120	090	99	520	010	5110	003	01	Salaries and Wages, Permanent Positions	1,938.62	1,241.00			-	0.0%
2003	004F	045	50	2210	090	99	520	010	5110	003	01	Salaries and Wages, Permanent Positions			1,569.00	-	(1,569.00)	-100.0%
2003	004F	045	50	2330	090	99	520	010	5146	003	03	Longevity	400.00	250.00			-	0.0%
2003	004F	045	50	2330	090	99	520	010	5110	003	03	Salaries and Wages, Permanent Positions	32,765.38	33,740.00	32,768.00	34,368.00	1,598.00	4.9%
2003	004F	045	50	2330	090	99	520	010	5146	003	03	Longevity					-	0.0%
2003	004F	045	99	5600	090	99	520	030	5780	003	99	All Other Expenses	867.00	776.00	742.00	742	-	0.0%
Total													35,971.00	36,007.00	35,079.00	35,108	29.00	0.1%

FY10 School Committee Budget
Needham Public Schools
Federal Grant: NCLB Safe & Drug Free Schools/331

Expenditures by Line Item	FY07 Actual	FY08 Actual	FY09 Budget	FY10 Budget	\$ Inc/(Dec)	% Inc/(Dec)	% Total FY10
Salary	2,178	7,216	4,895	6,000	1,105	22.6%	50.8%
Purchase of Service Expense	10,890	3,181	7,150	3,248	(3,902)	-54.6%	27.5%
Capital	-	-	-	-	-	0.0%	0.0%
Total	14,666	13,384	13,628	11,809	(1,819)	-13.3%	100.0%

Budget Overview:

The Title IV, Part A: Safe & Drug- Free Schools and Communities (SDFSC) grant supports programs that: a) prevent violence in and around schools; b) prevent illegal use of tobacco, alcohol and drugs; c) involve parents and communities and d) coordinate with related federal, state, school and community efforts and resources to foster a safe and drug-free learning environment that supports student achievement. Expenditure restrictions apply and Districts are required to use the funds to adopt and carry out a comprehensive substance abuse and violence prevention program based on SDFSC

Principles of Effectiveness. Funds are allocated based on a state-wide formula in which 40% of total funds available are distributed on a per-pupil basis and the remaining 60% are distributed based on the relative share of Title I funds received in the previous fiscal year. This grant funds stipends and supplemental payments to teachers, but no permanent staff positions are paid from this fund.

Staffing*:

	FY07 Actual	FY08 Actual	FY09 Budget	FY10 Budget	Inc/(Dec)
Administrators					
Teachers					
Aides					
Clerical					
Total					

* This grant also funds stipends and payments to temporary staff (no FTE.)

Critical Issues:

Declining funding over time.

Goals & Objectives:

This grant program fits within the District's larger goal of promoting student wellness/social emotional learning (Goal 2.)

Funding Recommendation:

The FY10 budget recommendation for this grant is \$11,809, which represents a \$1,819 (13.3%) decrease from FY09.

Line Item Detail:

The FY10 line item budget for the federal Safe and Drug Free grant is presented on the attached pages.

Federal Grant: NCLB Safe & Drug Free Schools/331

Fund	Dept	Prog	Allo	DOE Fun	Subj Code	Gr Code	Act Code	TM	Object Code	SchA Code	Ext Obj	Line Item Description	FY07 Actual	FY08 Actual	FY09 Budget	FY10 Budget	\$ Inc/(Dec)	% Inc/(Dec)
2003	005F	045	10	2353	099	99	520	020	5300	003	04	Professional and Technical					-	0.0%
2003	005F	045	10	2357	099	99	520	030	5510	003	05	Educational Supplies		1,257.25		1,471.00	1,471.00	100.0%
2003	005F	045	10	2357	099	99	520	010	5110	003	03	Salaries and Wages, Permanent Positions	2,178.00		1,895.00		(1,895.00)	-100.0%
2003	005F	045	10	2110	099	99	520	030	5710	003	06	In-State Travel	578.00				-	0.0%
2003	005F	045	10	2357	099	99	520	020	5300	003	04	Professional and Technical	2,537.00				-	0.0%
2003	005F	045	10	2440	099	99	520	020	5300	003	04	Professional and Technical					-	0.0%
2003	005F	045	21	2357	090	99	520	010	5110	003	01	Salaries and Wages, Permanent Positions			457.14	750.00	292.86	64.1%
2003	005F	045	21	2357	090	99	520	020	5300	003	04	Professional and Technical		454.43	1,021.43	408.00	(615.43)	-60.3%
2003	005F	045	21	2357	090	99	520	030	5510	003	05	Educational Supplies		280.58	185.00	105.00	(80.00)	-43.2%
2003	005F	045	22	2357	090	99	520	010	5110	003	01	Salaries and Wages, Permanent Positions		1,030.86	457.14	750.00	292.86	64.1%
2003	005F	045	22	2357	090	99	520	020	5300	003	04	Professional and Technical		454.43	1,021.43	408.00	(615.43)	-60.3%
2003	005F	045	22	2357	090	99	520	030	5510	003	05	Educational Supplies		292.58	185.00	105.00	(80.00)	-43.2%
2003	005F	045	23	2357	090	99	520	010	5110	003	01	Salaries and Wages, Permanent Positions		1,030.83	457.14	750.00	292.86	64.1%
2003	005F	045	23	2357	090	99	520	020	5300	003	04	Professional and Technical		454.43	1,021.43	408.00	(615.43)	-60.3%
2003	005F	045	23	2357	090	99	520	030	5510	003	05	Educational Supplies		292.58	185.00	105.00	(80.00)	-43.2%
2003	005F	045	24	2357	090	99	520	010	5110	003	01	Salaries and Wages, Permanent Positions		1,030.83	457.14	750.00	292.86	64.1%
2003	005F	045	24	2357	090	99	520	020	5300	003	04	Professional and Technical		454.43	1,021.43	408.00	(615.43)	-60.3%
2003	005F	045	24	2357	090	99	520	030	5510	003	05	Educational Supplies		292.58	185.00	105.00	(80.00)	-43.2%
2003	005F	045	25	2357	090	99	520	010	5110	003	01	Salaries and Wages, Permanent Positions		1,030.83	457.14	750.00	292.86	64.1%
2003	005F	045	25	2357	090	99	520	020	5300	003	04	Professional and Technical		454.43	1,021.43	408.00	(615.43)	-60.3%
2003	005F	045	25	2357	090	99	520	030	5510	003	05	Educational Supplies		292.58	185.00	105.00	(80.00)	-43.2%
2003	005F	045	26	2357	090	99	520	010	5110	003	01	Salaries and Wages, Permanent Positions				750.00	750.00	100.0%
2003	005F	045	26	2357	090	99	520	020	5300	003	04	Professional and Technical				408.00	408.00	100.0%
2003	005F	045	26	2357	090	99	520	030	5510	003	05	Educational Supplies				105.00	105.00	100.0%
2003	005F	045	30	2357	099	99	520	010	5110	003	01	Salaries and Wages, Permanent Positions		1,030.83	457.14	750.00	292.86	64.1%
2003	005F	045	30	2357	099	99	520	020	5300	003	04	Professional and Technical		454.43	1,021.43	408.00	(615.43)	-60.3%
2003	005F	045	30	2357	099	99	520	030	5510	003	05	Educational Supplies			185.00	105.00	(80.00)	-43.2%
2003	005F	045	40	2357	099	99	520	010	5110	003	01	Salaries and Wages, Permanent Positions		2,061.66	457.14	750.00	292.86	64.1%
2003	005F	045	25	2415	090	99	520	030	5512	003	05	Instr. Mat/Clsm Lib & Ref - Teaching Aids	185.45				-	0.0%
2003	005F	045	40	2357	099	99	520	020	5300	003	04	Professional and Technical	8,353.41	454.42	1,021.43	408.00	(615.43)	-60.3%
2003	005F	045	40	2357	099	99	520	030	5510	003	05	Educational Supplies			185.00	105.00	(80.00)	-43.2%
2003	005F	045	40	2410	099	99	520	030	5517	003	05	Textbooks/ Workbooks	517.01				-	0.0%
2003	005F	045	99	5600	099	99	520	030	5780	003	99	All Other Expenses	317.00	279.00	288.00	250.00	(38.00)	-13.2%
Total													14,665.87	13,384.00	13,627.99	11,809	(1,818.99)	-13.3%

FY10 School Committee Budget
Needham Public Schools
Federal Grant: Teacher Quality/140

<u>Expenditures by Line Item</u>	<u>FY07 Actual</u>	<u>FY08 Actual</u>	<u>FY09 Budget</u>	<u>FY10 Budget</u>	<u>\$ Inc/(Dec)</u>	<u>% Inc/(Dec)</u>	<u>% Total FY10</u>
Salary	60,674	47,681	62,164	57,675	(4,489)	-7.2%	70.0%
Purchase of Service Expense	11,814	28,694	15,929	19,880	3,951	24.8%	24.1%
Capital	6,517	3,098	4,042	4,893	851	21.0%	5.9%
	-	-	-	-	-	0.0%	0.0%
Total	79,005	79,473	82,136	82,448	313	0.4%	100.0%

Budget Overview:

The Title II, Part A: Improving Educator Quality grant increases student achievement through comprehensive district initiatives that focus on the preparation, training, recruitment and retention of highly qualified educators, including administrators. This grant also provides funding to hire one teacher to reduce class size in a qualifying school (Broadmeadow.) Funds are awarded by formula, which sets each District's award at the same amount they received during 2001/02 school year for the Eisenhower and federal Class Size Reduction programs, plus an additional allocation, which is allocated based 20% on population (ages 5 to 17) and 80% on poverty. Census data are the source of this information. A school district may use the funds for training, recruiting, and retaining high-quality educators, including teachers, administrators and paraprofessionals. Funds must supplement, but not supplant, non-federal funds that otherwise would be used for related activities. Additionally, beginning FY09, School Districts which have fewer than 97% of their core academic teachers designed as highly qualified by the end of the 2007/08 school year must target these grant funds toward achieving 100% Highly Qualified Teachers. The FY10 grant includes allocations for St. Joseph's School (\$2,172) and the Walker School (\$260.)

Staffing:

	<u>FY07 Actual</u>	<u>FY08 Actual</u>	<u>FY09 Budget</u>	<u>FY10 Budget</u>	<u>Inc/(Dec)</u>
Administrators					
Teachers	1.1	1.0	1.0	1.0	
Aides					
Clerical					
Total	1.1	1.0	1.0	1.0	

* This grant also funds stipends and payments to temporary staff (no FTE.)

Critical Issues:

Continued funding from federal granting sources.

Goals & Objectives:

This grant program supports District Goal 4.4: Core services, including staff recruitment, compensation and benefits management, employee relations and human resource information management will promote a safe and healthy work place that facilitates and promotes a positive work ethic and reflects the District's core values.

Funding Recommendation:

The FY10 budget recommendation for this grant is \$82,448, which represents a \$313 (0.4%) increase over FY09.

Line Item Detail:

The FY10 line item budget for the federal Teacher Quality grant is presented on the attached pages.

Federal Grant: Teacher Quality/140

Fund	Dept	Prog	Blk	DOE Fun	Subj Code	Gr Code	Act Code	TM	Object Code	SubA Code	Ext Obj	Line Item Description	FY07 Actual	FY08 Actual	FY08 Budget	FY10 Budget	\$ Inc/Dec	% Inc/Dec	
2003	008F	045	10	2353	099	99	520	020	5300	003	04	Professional and Technical	350.00				-	0.0%	
2003	008F	045	10	2357	099	99	520	020	5300	003	04	Professional and Technical	9,984.00	13,649.59			-	0.0%	
2003	008F	045	10	2357	099	99	520	010	5110	003	01	Salaries and Wages, Permanent Positions	1,145.00				-	0.0%	
2003	008F	045	10	2357	099	99	520	030	5510	003	05	Educational Supplies	1,811.35	116.41		179.00	179.00	100.0%	
2003	008F	045	10	2357	099	99	520	030	5710	003	06	In-State Travel	35.55	840.00			-	0.0%	
2003	008F	045	10	2357	099	99	520	030	5730	003	06	Dues and Memberships	3,000.00				-	0.0%	
2003	008F	045	10	2440	099	99	520	010	5110	003	01	Salaries and Wages, Permanent Positions		3,000.00		400	400.00	100.0%	
2003	008F	045	10	2440	099	99	520	020	5380	003	04	Other Purchased Services	1,500.00	1,334.00	2,428.00	2,432	4.00	0.2%	
2003	008F	045	10	2440	099	99	520	020	5345	003	04	Printing & Binding					-	0.0%	
2003	008F	045	21	2305	090	99	520	010	5110	003	01	Salaries and Wages, Permanent Positions			48,384.00	47,568	(816.00)	-1.7%	
2003	008F	045	21	2357	090	99	520	010	5110	003	01	Salaries and Wages, Permanent Positions			400.00	-	(400.00)	-100.0%	
2003	008F	045	21	2357	090	99	520	020	5300	003	04	Professional and Technical			743.00	1,219	475.50	64.0%	
2003	008F	045	21	2357	090	99	520	030	5510	003	05	Educational Supplies			329.00	344	15.00	4.6%	
2003	008F	045	21	2357	090	99	520	030	5580	003	05	Other Supplies					-	0.0%	
2003	008F	045	22	2305	090	99	520	010	5110	003	01	Salaries and Wages, Permanent Positions	55,266.93			400.00	-	(400.00)	-100.0%
2003	008F	045	22	2357	090	99	520	020	5300	003	04	Professional and Technical			743.00	1,219	475.50	64.0%	
2003	008F	045	22	2357	090	99	520	030	5510	003	05	Educational Supplies			329.43	344	14.57	4.4%	
2003	008F	045	22	2357	090	99	520	030	5580	003	05	Other Supplies					-	0.0%	
2003	008F	045	23	2305	090	99	520	010	5110	003	01	Salaries and Wages, Permanent Positions		36,571.21			-	0.0%	
2003	008F	045	23	2357	090	99	520	010	5110	003	01	Salaries and Wages, Permanent Positions			400.00	-	(400.00)	-100.0%	
2003	008F	045	23	2357	090	99	520	020	5300	003	04	Professional and Technical			743.00	1,219	475.50	64.0%	
2003	008F	045	23	2357	090	99	520	030	5510	003	05	Educational Supplies			329.43	344	14.57	4.4%	
2003	008F	045	23	2357	090	99	520	030	5580	003	05	Other Supplies					-	0.0%	
2003	008F	045	24	2357	090	99	520	010	5110	003	01	Salaries and Wages, Permanent Positions			400.00	-	(400.00)	-100.0%	
2003	008F	045	24	2357	090	99	520	020	5300	003	04	Professional and Technical			743.00	1,219	475.50	64.0%	
2003	008F	045	24	2357	090	99	520	030	5510	003	05	Educational Supplies			329.00	344	15.00	4.6%	
2003	008F	045	24	2357	090	99	520	030	5580	003	05	Other Supplies					-	0.0%	
2003	008F	045	25	2305	090	99	520	010	5110	003	01	Salaries and Wages, Permanent Positions					-	0.0%	
2003	008F	045	25	2357	090	99	520	010	5110	003	01	Salaries and Wages, Permanent Positions			400.00	-	(400.00)	-100.0%	
2003	008F	045	25	2357	090	99	520	020	5300	003	04	Professional and Technical			743.00	1,219	475.50	64.0%	
2003	008F	045	25	2357	090	99	520	030	5510	003	05	Educational Supplies		214.48	329.43	344	14.57	4.4%	
2003	008F	045	25	2357	090	99	520	030	5580	003	05	Other Supplies					-	0.0%	
2003	008F	045	26	2357	090	99	520	010	5110	003	01	Salaries and Wages, Permanent Positions				525	525.00	100.0%	
2003	008F	045	26	2357	090	99	520	020	5300	003	04	Professional and Technical				1,219	1,218.50	100.0%	
2003	008F	045	26	2357	090	99	520	030	5510	003	05	Educational Supplies				344	344.00	100.0%	
2003	008F	045	30	2353	099	99	520	010	5110	003	01	Salaries and Wages, Permanent Positions				1,050	(2,525.00)	-70.8%	
2003	008F	045	30	2357	099	99	520	010	5110	003	01	Salaries and Wages, Permanent Positions		2,443.83			-	0.0%	
2003	008F	045	30	2357	099	99	520	030	5510	003	05	Educational Supplies		246.95	329.43	344	14.57	4.4%	
2003	008F	045	30	2357	099	99	520	020	5300	003	04	Professional and Technical		8,110.36	743.00	1,219	475.50	64.0%	
2003	008F	045	30	2353	099	99	520	020	5300	003	04	Professional and Technical		600.00	300.00	-	(300.00)	-100.0%	
2003	008F	045	40	2357	099	99	520	010	5110	003	01	Salaries and Wages, Permanent Positions		2,375.00			-	0.0%	
2003	008F	045	40	2353	099	99	520	020	5300	003	04	Professional and Technical			300.00	-	(300.00)	-100.0%	
2003	008F	045	40	2357	099	99	520	010	5110	003	01	Salaries and Wages, Permanent Positions			3,350.00	3,350	-	0.0%	
2003	008F	045	40	2357	099	99	520	020	5300	003	04	Professional and Technical			743.00	1,219	475.50	64.0%	
2003	008F	045	40	2357	099	99	520	030	5510	003	05	Educational Supplies			329.43	594	264.57	80.3%	
2003	008F	045	99	1230	099	99	520	010	5110	003	01	Salaries and Wages, Permanent Positions			500.00	500	-	0.0%	
2003	008F	045	99	1230	099	99	520	020	5380	003	04	Other Purchased Services		4,999.76	5,000.00	5,000	-	0.0%	
2003	008F	045	99	1230	099	99	520	020	5345	003	04	Printing & Binding			2,700.00	2,700	-	0.0%	
2003	008F	045	99	5100	099	99	520	010	5174	003	99	Fringe on Behalf of Employee - Retirement	4,259.17	3,291.41	4,355.00	4,281	(74.00)	-1.7%	
2003	008F	045	99	5600	099	99	520	030	5780	003	99	All Other Expenses	1,670.00	1,680.00	1,737.00	1,712	(25.00)	-1.4%	
Total													79,005.00	79,473.00	82,135.15	82,448	312.86	0.4%	

FY10 School Committee Budget
Needham Public Schools
Federal Grant: Title I/305

Expenditures by Line Item	FY07 Actual	FY08 Actual	FY09 Budget	FY10 Budget	\$ Inc/(Dec)	% Inc/(Dec)	% Total FY10
Salary	56,239	58,529	71,994	78,441	6,447	9.0%	67.5%
Purchase of Service Expense	35,214	31,452	34,370	27,616	(6,754)	-19.7%	23.8%
Capital	11,740	7,217	9,265	10,195	930	10.0%	8.8%
	-	-	-	-	-	0.0%	0.0%
Total	103,193	97,197	115,629	116,252	623	0.5%	100.0%

Budget Overview:

The Title I, Part A grant, as reauthorized under the No Child Left Behind Act of 2001, provides resources to local school districts to assist low achieving students in high poverty schools to meet the state's challenging academic standards. Funds are allocated based on criteria established by the US Department of Education and may be used to provide academic, instructional or support services for eligible students, professional development activities for staff, support for parent involvement activities, and the purchase of appropriate supplies and materials. The Title I funding supports activities at the Eliot school and the Walker School (\$27,317.) The Department of Elementary and Secondary Education allows unspent funds from the prior year to be rolled forward and spent in the following fiscal year (as carry-over funding.)

Staffing:

	FY07 Actual	FY08 Actual	FY09 Budget	FY10 Budget	Inc/(Dec)
Administrators					
Teachers	1.1	1.0	1.0	1.0	
Aides					
Clerical					
Total	1.1	1.0	1.0	1.0	

* This grant also funds stipends and payments to temporary staff (no FTE.)

Critical Issues:

Continued funding from federal granting sources.

Goals & Objectives:

This grant program fits within the District's larger goals of providing standards based education for students (Goal 1) and promoting student wellness/social emotional learning (Goal 2.)

Funding Recommendation:

The FY10 budget recommendation for this grant is \$116,252, which represents a \$623 (0.5%) increase over FY09.

Line Item Detail:

The FY10 line item budget for the federal Title I grant is presented on the attached pages.

Federal Grant: Title I/305

Fund	Dept	Elem	Rtds	DOE Fun	Subj Code	Gr Code	Act Code	TM	Object Code	SchA Code	Ext Obj	Line Item Description	FY07 Actual	FY08 Actual	FY09 Budget	FY10 Budget	\$ Inc/(Decl)	% Inc/(Decl)
2003	009F	045	10	2440	099	99	520	020	5380	003	04	Other Purchased Services		31,452.00	33,820.00	27,317	(6,503.50)	-19.2%
2003	009F	045	22	2120	090	99	520	010	5110	003	01	Salaries and Wages, Permanent Positions	6,369.88	3,580.48	6,326.00	-	(6,328.00)	-100.0%
2003	009F	045	22	2220	090	99	520	010	5110	003	01	Salaries and Wages, Permanent Positions		2,589.44			-	0.0%
2003	009F	045	22	2220	090	99	520	030	5710	003	06	In-State Travel	35.00				-	0.0%
2003	009F	045	22	2310	090	99	520	010	5110	003	01	Salaries and Wages, Permanent Positions	45,711.72	47,925.04	60,392.00	49,462	(10,930.50)	-18.1%
2003	009F	045	22	2330	090	99	520	010	5110	003	03	Salaries and Wages, Permanent Positions					-	0.0%
2003	009F	045	22	2357	090	99	520	030	5710	003	06	In-State Travel	1,553.28	2,071.01	2,820.00	3,654	833.50	29.8%
2003	009F	045	22	2430	090	99	520	030	5510	003	05	Educational Supplies	7,684.01	3,495.74			-	0.0%
2003	009F	045	22	2410	090	99	520	030	5517	003	05	Textbooks/ Workbooks					-	0.0%
2003	009F	045	22	2430	090	99	520	030	5510	003	05	Educational Supplies		(730.22)	4,051.00	-	(4,051.00)	-100.0%
2003	009F	045	22	2430	090	99	520	030	5511	003	05	Testing Supplies				4,074	4,073.50	100.0%
2003	009F	045	22	2415	090	99	520	030	5512	003	05	Instr. Mat/Clsm Lib & Ref - Teaching Aids					-	0.0%
2003	009F	045	22	2440	090	99	520	020	5380	003	04	Other Purchased Services	35,214.00		550.00	300	(250.50)	-45.5%
2003	009F	045	22	2440	090	99	520	020	5300	003	04	Professional and Technical					-	0.0%
2003	009F	045	23	2310	090	99	520	010	5110	003	01	Salaries and Wages, Permanent Positions				23,052	23,051.50	100.0%
2003	009F	045	99	5100	099	99	520	010	5174	003	99	Fringe on Behalf of Employee - Retirement	4,157.24	4,454.00	5,276.00	5,928	852.00	12.4%
2003	009F	045	99	5600	099	99	520	030	5780	003	99	All Other Expenses	2,468.00	2,380.00	2,394.00	2,488	74.00	3.1%
Total													103,193.13	97,197.49	115,629.00	116,252	623.00	0.5%

FY10 School Committee Budget
Needham Public Schools
Federal Grant: Technology Title II D/160

Expenditures by Line Item	FY07 Actual	FY08 Actual	FY09 Budget	FY10 Budget	\$ Inc/(Dec)	% Inc/(Dec)	% Total FY10
Salary	644	1,829	287	1,946	1,659	578.0%	85.4%
Purchase of Service	-	-	282	284	2	0.7%	12.5%
Expense	1,097	193	1,707	48	(1,659)	-97.2%	2.1%
Capital	-	-	-	-	-	0.0%	0.0%
Total	1,741	2,022	2,276	2,278	2	0.1%	100.0%

Budget Overview:

The Title II D Enhancing Education Through Technology Program is intended to a) help school districts improve student achievement through the use of technology in their schools; b) assist students in becoming technologically literate by the end of eighth grade; and c) encourage high-quality professional development that uses research-based instructional strategies to integrate technology effectively into the instruction. Districts are eligible to receive these funds if they also receive funds under Part A of Title I, have long-range technology plan approved by the Department of Elementary and Secondary Education, and are CIPA (Children's Internet Protection Act) compliant. Funds must be used to supplement, but not supplant state and local funds, and expenditure restrictions apply.

Staffing:

	FY07 Actual	FY08 Actual	FY09 Budget	FY10 Budget	Inc/(Dec)
Administrators					
Teachers					
Aides					
Clerical					
Total					

* This grant also funds stipends and payments to temporary staff (no FTE.)

Critical Issues:

Continued funding from federal granting sources.

Goals & Objectives:

This grant program fits within the District's larger goals of providing standards based education for students (Goal 1), specifically by facilitating assessments and feedback (Objective 2) and professional development opportunities for teachers (Objective 5.)

Funding Recommendation:

The FY10 budget recommendation for this grant is \$2,278, which represents a \$2 (0.1%) increase over FY09.

Line Item Detail:

The FY10 line item budget for the federal Technology grant is presented on the attached pages.

Federal Grant: Technology Title II D/160

Fund	Dept	Prog	Blk	DOE Fun	Subj Code	Gr Code	Act Code	TM	Object Code	SchA Code	Ext Code	Obj	Line Item Description	FY07 Actual	FY08 Actual	FY09 Budget	FY10 Budget	\$ Inc/(Dec)	% Inc/(Dec)
2003	011F	045	10	2357	099	99	520	010	5110	003	01		Salaries and Wages, Permanent Positions	643.92	1,828.08	287.00	1,946.00	1,859.00	578.0%
2003	011F	045	10	2357	099	99	520	020	5380	003	04		Other Purchased Services	-	80.00	80.00	284.00	204.00	255.0%
2003	011F	045	10	2440	099	99	520	020	5380	003	04		Other Purchased Services	-	-	202.00	-	(202.00)	-100.0%
2003	011F	045	10	2451	099	99	520	030	5525	003	05		Instructional Technology	1,055.78	150.02	1,659.00	-	(1,659.00)	-100.0%
2003	011F	045	99	5600	099	99	520	030	5780	003	99		All Other Expenses	41.00	43.00	48.00	46.00	-	0.0%
Total														1,740.70	2,022.00	2,276.00	2,278	2.00	0.1%

FY10 School Committee Budget
Needham Public Schools
Federal Grant: ARRA IDEA – School Age (Stimulus)

Expenditures by Line Item	FY07 Actual	FY08 Actual	FY09 Budget	FY10 Budget	\$ Inc/(Dec)	% Inc/(Dec)	% Total FY10
Salary	-	-	-	161,766	161,766	100.0%	23.4%
Purchase of Service Expense	-	-	-	350,914	350,914	100.0%	50.7%
Capital	-	-	-	179,944	179,944	100.0%	26.0%
Total	-	-	-	692,624	692,624	100.0%	100.0%

Budget Overview:

The overall purposes of the American Recovery and Reinvestment Act (ARRA) federal grant programs are to fund activities that will save and create jobs in the short term, and to invest in activities that will support ARRA's long-term goals of strengthening education, driving reforms, and improving results for students. The ARRA-IDEA grants are designed to help ensure that students with disabilities have access to a free and appropriate education (FAPE) to meet each student's unique needs and to prepare each student for further education, employment, and independent living. Up to 50% of the total two year allocation (including the expected additional allocation for FY11) may be used to sustain and support existing special education programming, and at least 50% of the total two-year allocation must be invested in one or more of the following areas: improving educator quality and effectiveness; supporting schools, districts, and students; investing in assessment and data systems; and promoting college and career readiness. Funds are awarded to public school districts with approved program plans for special education based on a formula, taking into account total school enrollment in both public and private elementary and secondary schools and the number of low income students in those same groups. As with other federal special education grant programs, these funds may supplement and not supplant local or state funds, and districts are required to meet proportionate share obligations for parentally-placed private school students.

Staffing*:

	FY07 Actual	FY08 Actual	FY09 Budget	FY10 Budget	Inc/(Dec)
Administrators					
Teachers				1.67	1.67
Aides					
Clerical					
Total				1.67	1.67

* This grant funds stipends and payments to temporary staff (no FTE.)

Critical Issues:

These funds, which are of limited duration, are likely to repeat in FY11, but will cease to exist beginning FY12. In Needham, approximately 47% of the ARRA IDEA school age grant funds will be used to restore 'cuts' to state Circuit Breaker funding, and an additional 51% will be invested in activities that: a) improve academic performance for middle and high school special education students through MCAS remediation and ELA/Math program development; and b) invest in special education assistive technology to support student access and learning.

Goals & Objectives:

This grant program supports District Goal 1.3, of differentiated instruction for students, Goal 4.2 of providing technology infrastructure resources; and Goal 4.4, related to professional development support for staff members.

Funding Recommendation:

The FY10 budget recommendation for this grant is \$692,624, which is the first year funding amount.

Line Item Detail:

The FY10 line item budget for the ARRA IDEA school age grant is presented on the attached pages.

Federal Grant: ARRA IDEA – School Age (Stimulus)

Fund	Dept	Prog	Blk	DOE Fund	Subj Code	Gr Code	Act Code	TM	Object Code	SchA Code	Ext Obj	Line Item Description	FY07 Actual	FY08 Actual	FY09 Budget	FY10 Budget	\$ Inc/(Dec)	% Inc/(Dec)
2003	016F	045	10	2110	099	99	520	030	5524	003	04	Instructional Software				2,000	2,000.00	100.0%
2003	016F	045	21	2310	099	99	520	010	5110	003	01	Salaries and Wages, Permanent Positions				1,875	1,875.00	100.0%
2003	016F	045	21	2357	099	99	520	010	5110	003	01	Salaries and Wages, Permanent Positions				7,500	7,500.00	100.0%
2003	016F	045	21	2720	090	99	520	030	5511	003	05	Testing Supplies				500	500.00	100.0%
2003	016F	045	21	2720	090	99	520	030	5524	003	05	Instructional Software				600	600.00	100.0%
2003	016F	045	21	2800	090	99	520	030	5525	003	05	Instructional Technology				320	320.00	100.0%
2003	016F	045	22	2310	099	99	520	010	5110	003	01	Salaries and Wages, Permanent Positions				1,875	1,875.00	100.0%
2003	016F	045	22	2357	099	99	520	010	5110	003	01	Salaries and Wages, Permanent Positions				7,500	7,500.00	100.0%
2003	016F	045	22	2720	090	99	520	030	5511	003	05	Testing Supplies				500	500.00	100.0%
2003	016F	045	22	2720	090	99	520	030	5524	003	05	Instructional Software				600	600.00	100.0%
2003	016F	045	22	2800	090	99	520	030	5525	003	05	Instructional Technology				320	320.00	100.0%
2003	016F	045	23	2310	099	99	520	010	5110	003	01	Salaries and Wages, Permanent Positions				1,875	1,875.00	100.0%
2003	016F	045	23	2357	099	99	520	010	5110	003	01	Salaries and Wages, Permanent Positions				7,500	7,500.00	100.0%
2003	016F	045	23	2720	090	99	520	030	5511	003	05	Testing Supplies				500	500.00	100.0%
2003	016F	045	23	2720	090	99	520	030	5524	003	05	Instructional Software				600	600.00	100.0%
2003	016F	045	23	2800	090	99	520	030	5525	003	05	Instructional Technology				320	320.00	100.0%
2003	016F	045	24	2310	099	99	520	010	5110	003	01	Salaries and Wages, Permanent Positions				1,875	1,875.00	100.0%
2003	016F	045	24	2357	099	99	520	010	5110	003	01	Salaries and Wages, Permanent Positions				7,500	7,500.00	100.0%
2003	016F	045	24	2720	090	99	520	030	5511	003	05	Testing Supplies				500	500.00	100.0%
2003	016F	045	24	2720	090	99	520	030	5524	003	05	Instructional Software				600	600.00	100.0%
2003	016F	045	24	2800	090	99	520	030	5525	003	05	Instructional Technology				320	320.00	100.0%
2003	016F	045	25	2310	099	99	520	010	5110	003	01	Salaries and Wages, Permanent Positions				1,875	1,875.00	100.0%
2003	016F	045	25	2357	099	99	520	010	5110	003	01	Salaries and Wages, Permanent Positions				7,500	7,500.00	100.0%
2003	016F	045	25	2720	090	99	520	030	5511	003	05	Testing Supplies				500	500.00	100.0%
2003	016F	045	25	2720	090	99	520	030	5524	003	05	Instructional Software				600	600.00	100.0%
2003	016F	045	25	2800	090	99	520	030	5525	003	05	Instructional Technology				320	320.00	100.0%
2003	016F	045	26	2310	099	99	520	010	5110	003	01	Salaries and Wages, Permanent Positions				36,675	36,675.00	100.0%
2003	016F	045	26	2330	090	99	520	010	5110	003	03	Salaries and Wages, Permanent Positions				1,875	1,875.00	100.0%
2003	016F	045	26	2357	090	99	520	010	5110	003	01	Salaries and Wages, Permanent Positions				-	-	0.0%
2003	016F	045	26	2357	090	99	520	010	5110	003	01	Salaries and Wages, Permanent Positions				-	-	0.0%
2003	016F	045	26	2357	090	99	520	020	5380	003	04	Other Services				-	-	0.0%
2003	016F	045	26	2357	090	99	520	030	5710	003	06	Travel/Conferences - In State				-	-	0.0%
2003	016F	045	26	2357	099	99	520	010	5110	003	01	Salaries and Wages, Permanent Positions				7,500	7,500.00	100.0%
2003	016F	045	26	2415	090	99	520	030	5512	003	05	Instr. Mat/Clrm Lib & Ref - Teaching Aids				-	-	0.0%
2003	016F	045	26	2430	090	99	520	030	5510	003	05	Educational Supplies				-	-	0.0%
2003	016F	045	26	2440	090	99	520	010	5110	003	01	Salaries and Wages, Permanent Positions				-	-	0.0%
2003	016F	045	26	2455	090	99	520	030	5524	003	04	Instructional Software				-	-	0.0%
2003	016F	045	26	2455	090	99	520	030	5524	003	05	Instructional Software				-	-	0.0%
2003	016F	045	26	2720	090	99	520	030	5511	003	05	Testing Supplies				500	500.00	100.0%
2003	016F	045	30	2310	099	99	520	010	5110	003	01	Salaries and Wages, Permanent Positions				1,875	1,875.00	100.0%
2003	016F	045	30	2330	090	99	520	010	5110	003	03	Salaries and Wages, Permanent Positions				2,100	2,100.00	100.0%
2003	016F	045	30	2330	099	99	520	020	5380	003	04	Other Services				10,500	10,500.00	100.0%
2003	016F	045	30	2357	099	99	520	010	5110	003	01	Salaries and Wages, Permanent Positions				8,250	8,250.00	100.0%
2003	016F	045	30	2357	099	99	520	020	5380	003	04	Other Services				8,037	8,037.00	100.0%
2003	016F	045	30	2357	099	99	520	030	5710	003	06	Travel/Conferences - In State				900	900.00	100.0%
2003	016F	045	30	2415	099	99	520	030	5512	003	05	Instr. Mat/Clrm Lib & Ref - Teaching Aids				-	-	0.0%
2003	016F	045	30	2430	099	99	520	030	5510	003	05	Educational Supplies				2,500	2,500.00	100.0%
2003	016F	045	30	2440	099	99	520	010	5110	003	01	Salaries and Wages, Permanent Positions				12,000	12,000.00	100.0%
2003	016F	045	30	2451	099	99	520	030	5525	003	05	Instructional Technology				38,000	38,000.00	100.0%
2003	016F	045	30	2455	090	99	520	030	5524	003	05	Instructional Software				30,000	30,000.00	100.0%
2003	016F	045	30	2455	099	99	520	030	5524	003	04	Instructional Software				1,500	1,500.00	100.0%
2003	016F	045	30	2455	099	99	520	030	5524	003	05	Instructional Software				-	-	0.0%
2003	016F	045	30	2720	090	99	520	030	5511	003	05	Testing Supplies				500	500.00	100.0%
2003	016F	045	40	2310	099	99	520	010	5110	003	01	Salaries and Wages, Permanent Positions				27,065	27,065.00	100.0%
2003	016F	045	40	2330	090	99	520	010	5110	003	03	Salaries and Wages, Permanent Positions				-	-	0.0%
2003	016F	045	40	2357	099	99	520	010	5110	003	01	Salaries and Wages, Permanent Positions				7,500	7,500.00	100.0%
2003	016F	045	40	2357	099	99	520	020	5380	003	04	Other Services				4,000	4,000.00	100.0%
2003	016F	045	40	2357	099	99	520	030	5710	003	06	Travel/Conferences - In State				900	900.00	100.0%
2003	016F	045	40	2415	099	99	520	030	5512	003	05	Instr. Mat/Clrm Lib & Ref - Teaching Aids				-	-	0.0%
2003	016F	045	40	2430	099	99	520	030	5510	003	05	Educational Supplies				1,915	1,915.00	100.0%
2003	016F	045	40	2451	090	99	520	030	5525	003	05	Instructional Technology				-	-	0.0%
2003	016F	045	40	2451	099	99	520	030	5525	003	05	Instructional Software				47,000	47,000.00	100.0%
2003	016F	045	40	2455	090	99	520	030	5524	003	05	Instructional Software				20,000	20,000.00	100.0%
2003	016F	045	40	2455	099	99	520	030	5524	003	05	Instructional Software				250	250.00	100.0%
2003	016F	045	40	2720	090	99	520	030	5511	003	05	Testing Supplies				500	500.00	100.0%
2003	016F	045	50	2451	090	99	520	030	5525	003	05	Instructional Technology				14,000	14,000.00	100.0%
2003	016F	045	99	5100	090	99	520	010	5174	003	99	Fringe on Behalf of Employee - Retirement				10,051	10,051.00	100.0%
2003	016F	045	99	5600	099	99	520	030	5780	003	99	All Other Expenses				14,379	14,379.00	100.0%
2003	016F	045	99	9100	099	99	520	020	5320	003	99	Tuition - Public				-	-	0.0%
2003	016F	045	99	9200	099	99	520											

FY10 School Committee Budget
Needham Public Schools
Federal Grant: ARRA IDEA - Preschool (Stimulus)

Expenditures by Line Item	FY07 Actual	FY08 Actual	FY09 Budget	FY10 Budget	\$ Inc/(Dec)	% Inc/(Dec)	% Total FY10
Salary	-	-	-	14,250	14,250	100.0%	52.9%
Purchase of Service Expense	-	-	-	-	-	0.0%	0.0%
Capital	-	-	-	12,702	12,702	100.0%	47.1%
Total	-	-	-	26,952	26,952	100.0%	100.0%

Budget Overview:

The overall purposes of the American Recovery and Reinvestment Act (ARRA) federal grant programs are to fund activities that will save and create jobs in the short term, and to invest in activities that will support ARRA's long-term goals of strengthening education, driving reforms, and improving results for students. The ARRA grants are designed to help ensure that students with disabilities have access to a free and appropriate education (FAPE) to meet each student's unique needs and to prepare each student for further education, employment, and independent living. Up to 50% of the total two year allocation (including the expected additional allocation for FY11) may be used to sustain and support existing special education programming, and at least 50% of the total two-year allocation must be invested in one or more of the following areas: improving educator quality and effectiveness; supporting schools, districts, and students; investing in assessment and data systems; and promoting college and career readiness. Funds are awarded to public school districts with approved program plans for special education based on a formula, taking into account total school enrollment in both public and private elementary and secondary schools and the number of low income students in those same groups. As with other federal special education grant programs, these funds may supplement and not supplant local or state funds, and districts are required to meet proportionate share obligations for parentally-placed private school students.

Staffing*:

	FY07 Actual	FY08 Actual	FY09 Budget	FY10 Budget	Inc/(Dec)
Administrators					
Teachers					
Aides					
Clerical					
Total					

* This grant funds stipends and payments to temporary staff (no FTE.)

Critical Issues:

These funds, which are of limited duration, are likely to repeat in FY11, but will cease to exist beginning FY12. In Needham, approximately 98% of the ARRA-IDEA preschool grant funds will be used to invest in preschool curriculum and assessment resources.

Goals & Objectives:

This grant program supports District Goal 1.3, of differentiated instruction for students and Goal 1.2 of installing systems of assessment and feedback.

Funding Recommendation:

The FY10 budget recommendation for this grant is \$26,952, which is the first year funding amount.

Line Item Detail:

The FY10 line item budget for the ARRA IDEA Preschool grant is presented on the attached pages.

Federal Grant: ARRA IDEA - Preschool (Stimulus)

Fund	Dept	Prog	Blk	DOE Fun	Subj Code	Gr Code	Act Code	TM	Object Code	SchA Code	Ext Obj	Line Item Description	FY07 Actual	FY08 Actual	FY09 Budget	FY10 Budget	\$ Inc/(Dec)	% Inc/(Dec)
2003	017F	045	50	2357	090	99	520	010	5110	003	01	Salaries and Wages, Permanent Positions				14,250	14,250	100.0%
2003	017F	045	50	2415	090	99	520	030	5512	003	05	Instr. Mat/Clasm Lib & Ref - Teaching Aids				2,132	2,132	100.0%
2003	017F	045	50	2430	090	99	520	030	5510	003	05	Educational Supplies				5,000	5,000	100.0%
2003	017F	045	50	2455	090	99	520	030	5524	003	05	Instructional Software				5,000	5,000	100.0%
2003	017F	045	99	5800	099	99	520	030	5780	003	99	All Other Expenses	-	-	-	570	570	100.0%
Total													-	-	-	26,952	26,952	100.0%

FY10 School Committee Budget

Needham Public Schools

Federal Grant: ARRA State Fiscal Stabilization Fund (SFSF) Grant (Stimulus)

Expenditures by Line Item	FY07 Actual	FY08 Actual	FY09 Budget	FY10 Budget	\$ Inc/(Dec)	% Inc/(Dec)	% Total FY10
Salary	-	-	-	234,981	234,981	100.0%	23.4%
Purchase of Service Expense	-	-	-	733,040	733,040	100.0%	73.1%
Capital	-	-	-	35,400	35,400	100.0%	3.5%
Total	-	-	-	1,003,421	1,003,421	100.0%	100.0%

Budget Overview:

The overall purposes of the American Recovery and Reinvestment Act (ARRA) federal grant programs are to fund activities that will save and create jobs in the short term, and to invest in activities that will support ARRA's long-term goals of strengthening education, driving reforms, and improving results for students. This grant is awarded through the Governor's Office from the ARRA-funded State Fiscal Stabilization Fund (SFSF.) The purpose of the fund is to help stabilize state and local budgets in order to minimize and avoid reductions in education and other essential services. Districts are encouraged, but not required, to use their funds to invest in initiatives that lead to improved results for students, and long-term gains in school system capacity. Allocations from this fund are calculated using each state's primary funding formula for K-12 education, which in Massachusetts is the Chapter 70 formula. In FY10, the governor and legislature are using SFSF grants to ensure that districts receive sufficient funding to reach their Chapter 70 foundation budget targets. In general, SFSF grants may be used for any educational expenditures that would be eligible under the Elementary and Secondary Education Act/Impact Aid Act (ESEA), the Individuals with Disabilities Education Act (IDEA), the Adult Education and Family Literacy Act (AEFLA), and the Carl D. Perkins Career and Technical Education Act (Perkins Act). Expenditure restrictions apply.

Staffing*:

	FY07 Actual	FY08 Actual	FY09 Budget	FY10 Budget	Inc/(Dec)
Administrators					
Teachers				2.74	2.74
Aides				0.26	0.26
Clerical				1.4	1.4
Total				4.4	4.4

* This grant funds stipends and payments to temporary staff (no FTE.)

Critical Issues:

Although a second year allocation from SFSF is possible, state budget restrictions are such that Needham anticipates receiving only one year of funding from this grant source. Approximately 87% of these funds will be used to 'backfill' a budget 'holes,' created by state budget reductions in FY10 (particularly to special education Circuit Breaker funds and state grant programs), and to assist with potential additional reductions for FY11. (Under SFSF grant rules, unspent grant funds may be carried over to a second fiscal year.) A smaller amount (13%) will be used to meet unexpected enrollment increases at Broadmeadow and Hillside School and invest in other miscellaneous activities, such as the development of MSDS data sheets at each school, and mentoring for new administrators.

Goals & Objectives:

This grant program supports District Goal 1 of promoting standards based instruction, and Goal 4 of providing appropriate infrastructure to support student learning.

Funding Recommendation:

The FY10 budget recommendation for this grant is \$1,003,421, based on Needham's allocation.

Line Item Detail:

The FY10 line item budget for the ARRA SFSF grant is presented on the attached pages.

Federal Grant: ARRA State Fiscal Stabilization Fund (SFSF) Grant (Stimulus)

Fund	Dept	Pam	Bldg	DOE Fun	Subj Code	Gr Code	Act Code	TM	Object Code	SohA Code	Ext Obj	Line Item Description	FY07	FY08	FY09	FY10	\$	%
													Actual	Actual	Budget	Budget	Incl/Decl	Incl/Decl
2003	018F	045	10	2357	099	99	520	010	5110	003	01	Salaries and Wages, Permanent Positions				15,000	15,000	100.0%
2003	018F	045	10	2440	099	99	520	020	5341	003	04	Postage				53,580	53,580	100.0%
2003	018F	045	21	2305	090	99	520	010	5110	003	01	Salaries and Wages, Permanent Positions				27,369	27,369	100.0%
2003	018F	045	25	2305	090	99	520	010	5110	003	01	Salaries and Wages, Permanent Positions				69,151	69,151	100.0%
2003	018F	045	26	2305	090	99	520	010	5110	003	01	Salaries and Wages, Permanent Positions				26,635	26,635	100.0%
2003	018F	045	26	3200	099	99	520	010	5110	003	01	Salaries and Wages, Permanent Positions				20,803	20,803	100.0%
2003	018F	045	40	2210	099	99	520	010	5110	003	02	Salaries and Wages, Permanent Positions				56,498	56,498	100.0%
2003	018F	045	40	2340	045	99	520	010	5110	003	03	Salaries and Wages, Permanent Positions				9,325	9,325	100.0%
2003	018F	045	40	3520	099	99	520	010	5110	003	01	Salaries and Wages, Permanent Positions				6,000	6,000	100.0%
2003	018F	045	99	1230	099	99	520	010	5110	003	99	Salaries and Wages, Permanent Positions				4,000	4,000	100.0%
2003	018F	045	99	5600	099	99	520	030	5760	003	99	All Other Expenses				-	-	0.0%
2003	018F	045	99	9100	099	99	520	020	5320	003	99	Tuition - Public				-	-	0.0%
2003	018F	045	99	9200	099	99	520	020	5320	003	99	Tuition - Private Out of State				-	-	0.0%
2003	018F	045	99	9300	099	99	520	020	5320	003	99	Tuition - Private In State				629,460	629,460	100.0%
2003	018F	045	99	9400	099	99	520	020	5320	003	99	Tuition - Collaborative				-	-	0.0%
2003	018F	045	10	2357	099	99	520	030	5730	003	06	Dues & Memberships				25,400	25,400	100.0%
2003	018F	045	10	2430	099	99	520	030	5510	003	05	Educational Supplies				10,000	10,000	100.0%
2003	018F	045	10	2440	099	99	520	020	5380	003	04	All Other Services				50,000	50,000	100.0%
2003	018F	045	99	5100	090	99	520	010	5174	003	99	Fringe on Behalf of Employee - Retirement	-	-	-	-	-	0.0%
Total													-	-	-	1,003,421	1,003,421	100.0%

FY10 School Committee Budget
Needham Public Schools
State Grant: Special Education Circuit Breaker

Expenditures by Line Item	FY07 Actual	FY08 Actual	FY09 Budget	FY10 Budget	\$ Inc/(Dec)	% Inc/(Dec)	% Total FY10
Salary	-	-	-	-	-	0.0%	0.0%
Purchase of Service Expense	1,226,918	1,347,855	1,315,998	838,548	(477,450)	-36.3%	100.0%
Capital	-	-	-	-	-	0.0%	0.0%
Total	1,226,918	1,347,855	1,315,998	838,548	(477,450)	-36.3%	100.0%

Budget Overview:

In FY04 the "Circuit Breaker" program was voted by the State Legislature, replacing the former "50/50" program, which reimbursed districts for 50% of the cost of special education students in residential placements. The purpose of the Circuit Breaker program was to help districts pay for unexpected increases in special education costs, during the year in which the increase occurred, and provide more state funding for special education expenses. Under the new program, districts are reimbursed for a percentage of individual student costs exceeding a four-times-the-foundation-budget amount calculated by the State. (The program changed in FY05 from a current year 'circuit breaker' to a reimbursement program, based on prior year expenditures.) In FY09, the statewide average foundation budget per pupil is \$9,331, so the Circuit Breaker threshold is \$37,327. The formula voted by the State Legislature calls for districts to receive 75% of their costs exceeding the four-times-the-foundation-budget threshold. However, because Circuit Breaker reimbursements are subject to appropriation, the actual percentage of reimbursement has varied. In FY04, the State reimbursed districts at 35%; in FY05, FY06, FY07 and FY08, the program was fully-funded at 75%. In FY09, funding was reduced to 72%.

Staffing:

	FY07 Actual	FY08 Actual	FY09 Budget	FY10 Budget	Inc/(Dec)
Administrators					
Teachers					
Aides					
Clerical					
Total					

No staff are funded by special education circuit breaker funds,

Critical Issues:

The most critical issue for the Circuit Breaker Program is reduced state funding, due to budget constraints. The FY10 budget assumed a 72% reimbursement rate (or \$1,451,740), and a projected four-times-foundation threshold of \$39,194. However, the anticipated percentage reimbursement will be approximately 40% (or \$838,548), based on best available information. The actual funding level will be determined by October, 2009, and could be more or less than the anticipated amount.

Goals & Objectives:

The Circuit Breaker program fits within the District's larger goals of providing standards based education for students (Goal 1) and promoting student wellness/social emotional learning (Goal 2.)

Funding Recommendation:

The FY10 budget recommendation for this grant is \$838,548, which represents a \$477,450 (36%) decrease from FY09. This recommendation is based on an anticipated reimbursement percentage of 40% (of FY09 estimated net claims totaling \$2,096,371), which is less than the budgeted reimbursement rate of 72%. The difference between the Circuit Breaker funded amount and the FY10 budget amount, or \$613,192, will be covered by FY10 federal stimulus funds.

Line Item Detail:

The FY10 line item budget for the Circuit Breaker grant is presented on the attached pages.

State Grant: Special Education Circuit Breaker

Fund	Dept	Prog	Bldg	DOE				TM	Object	SchA	Ext	Line Item Description	FY07	FY08	FY09	FY10	\$	%
				Fun	Code	Code	Code						Actual	Actual	Budget	Budget	Incl(Dec)	Incl(Dec)
2004	001S	065	99	9100	099	99	520	020	5320	003	99	Tuition	-	11,300.00	81,007.64	-	(81,007.64)	-100.0%
2004	001S	065	99	9200	099	99	520	020	5320	003	99	Tuition	-	399,874.00	254,828.02	300,000.00	45,171.98	17.7%
2004	001S	065	99	9300	099	99	520	020	5320	003	99	Tuition	1,226,918.00	873,195.00	949,904.34	503,548.00	(446,356.34)	-47.0%
2004	001S	065	99	9400	099	99	520	020	5320	003	99	Tuition	-	68,486.00	30,256.00	35,000.00	4,742.00	15.7%
Total												1,226,918.00	1,347,855.00	1,315,998.00	838,548.00	(477,460.00)	-36.3%	

FY10 School Committee Budget
Needham Public Schools
State Grant: METCO

Expenditures by Line Item	FY07 Actual	FY08 Actual	FY09 Budget	FY10 Budget	\$ Inc/(Dec)	% Inc/(Dec)	% Total FY10
Salary	443,789.10	467,876.65	514,086.00	476,877.00	(37,209.00)	-7%	60%
Purchase of Service Expense	306,176.17	326,373.21	306,221.00	280,641.00	(25,580.00)	-8%	35%
Capital	88,162.73	75,907.14	65,849.00	41,123.00	(24,726.00)	-38%	5%
	-	-	-	-	-	0%	0%
Total	838,128.00	870,157.00	886,156.00	798,641.00	(87,515.00)	-10%	100%

Budget Overview:

The purpose of the state-funded METCO program is to promote desegregation in the Boston and Springfield public schools, to increase diversity in METCO receiving districts, and enhance educational opportunity and academic achievements for METCO students. In addition, the METCO program provides students of participating school districts the opportunity to experience the advantages of learning and working in a racially, ethnically and linguistically diverse setting. Funding for FY10 is based upon October 2008 METCO enrollment, as determined by SIMS reporting to the Department of Elementary and Secondary Education. Grants consist of a \$3,350 per pupil allotment for instructional and support services and a base transportation allotment (down from \$4,000 in FY09.) Funds may be used for local district costs incurred as a result of the presence of METCO students, METCO transportation costs, and for supplemental services that will contribute in a measurable way to enhanced educational opportunity and academic achievement, as well as diversity achievement.

Staffing*:

	FY07 Actual	FY08 Actual	FY09 Budget	FY10 Budget	Inc/(Dec)
Administrators	1.0	4.0	4.0	4.0	
Teachers	2.6	1.5	1.5	1.0	(0.5)
Aides	4.0	3.0	4.0	4.0	
Clerical	1.0	1.0	1.0	1.0	
Total	8.6	9.5	10.5	10.0	(0.5)

* This grant also funds stipends and payments to temporary staff (no FTE.)

Critical Issues:

The critical issue for this grant is reduced funding from the State, due to the state budget cutbacks for FY10. The FY09 budget allocation was reduced in October 2007 from \$886,157 to \$883,060. The FY10 allocation represents a reduction of \$41,234 (4.9%) from the FY09 reduced amount. Additional funding cuts during FY10 are possible.

Goals & Objectives:

This grant supports District Goals 1-3, related to advancing a standards based curriculum, developing the social and emotional skills of students, and promoting active citizenship.

Funding Recommendation:

The FY10 budget recommendation for this grant is \$798,641, which represents an \$87,515 (10%) reduction from the original FY09 budget. As a result of this reduction, 0.5 FTE classroom teachers (previously funded from the grant) and \$50,306 in operational expenses were cut from the grant. Additionally, a 1.0 FTE teaching position, which had been cut from the operating budget with the intention of shifting it to the METCO grant, could not be funded from this source. These teaching positions and a portion of the operational expenditures will be temporarily covered by federal stimulus funds for FY10.

Line Item Detail:

The FY10 line item budget for the METCO grant is presented on the attached pages.

State Grant: METCO

Fund	Dept	Pgm	Bldg	DOE	Subj	Or	Act	Object	SchA	Ext	Line Item Description	FY07	FY08	FY09	FY09	FY10	\$	%	
				Fun	Code	Code	TM	Code	Code	Chl		Actual	Actual	Budget	Proj	Budget	Incl/Decl	Incl/Decl	
2004	002S	055	10	2110	099	99	520	010	5110	004	01 Salaries and Wages, Permanent Positions	17,124.00	80,308.14	83,775.00	83,775.00	83,175.00	(602.00)	-0.7%	
2004	002S	055	10	2110	099	99	520	010	5110	004	02 Salaries and Wages, Permanent Positions	38,198.20	33,128.83	33,496.00	33,496.00	34,399.00	903.00	2.7%	
2004	002S	055	10	2110	099	99	520	030	5420	004	03 Other Supplies	560.00	500.00	500.00	500.00	500.00	-	0.0%	
2004	002S	055	10	2110	099	99	520	030	5710	004	06 In-State Travel	17,344.31	2,138.78	900.00	900.00	2,900.00	2,000.00	222.2%	
2004	002S	055	10	2110	099	99	520	030	5730	004	06 In-State Travel		551.12	743.00	743.00	598.00	(147.00)	-18.8%	
2004	002S	055	10	2120	099	99	520	010	5110	004	01 Salaries and Wages, Permanent Positions	3,212.24	822.50	6,737.00	6,737.00	6,238.00	(499.00)	-7.4%	
2004	002S	055	10	2305	099	99	520	010	5110	004	01 Salaries and Wages, Permanent Positions	8,054.50	3,602.84	7,037.00	7,037.00	-	(7,037.00)	-100.0%	
2004	002S	055	10	2330	099	99	520	010	5110	004	03 Salaries and Wages, Permanent Positions	3,323.78	8,798.25	-	-	-	-	0.0%	
2004	002S	055	10	2330	099	99	520	010	5110	004	03 Salaries and Wages, Permanent Positions			8,293.00	8,293.00	-	(8,293.00)	-100.0%	
2004	002S	055	10	2357	099	99	520	010	5110	004	01 Salaries and Wages, Permanent Positions			1,500.00	-	-	(1,500.00)	-100.0%	
2004	002S	055	10	2357	099	99	520	020	5380	004	04 Other Purchased Services	13,273.67	13.84	-	-	-	-	0.0%	
2004	002S	055	10	2357	099	99	520	030	5580	004	05 Other Supplies		582.93	1,896.85	-	-	-	-	0.0%
2004	002S	055	10	2357	099	99	520	030	5710	004	06 In-State Travel		5,130.24	5,768.50	4,425.00	3,500.00	-	(4,425.00)	-100.0%
2004	002S	055	10	2357	099	99	520	030	5730	004	06 Dues and Memberships	25,450.00	25,300.00	25,400.00	20,315.00	1,500.00	(23,900.00)	-94.1%	
2004	002S	055	10	2357	099	99	520	030	5780	004	06 All Other Expenses		915.17	1,950.00	50.00	-	-	(1,950.00)	-100.0%
2004	002S	055	10	2410	099	99	520	030	5517	004	05 Textbooks/ Workbooks	233.18	-	-	-	-	-	0.0%	
2004	002S	055	10	2415	099	99	520	030	5512	004	05 Instr. Mat/Class Lib & Ref - Teaching Aids			-	-	-	-	0.0%	
2004	002S	055	10	2430	099	99	520	030	5510	004	05 Educational Supplies	14,335.54	5,140.97	6,786.00	1,786.00	675.00	(6,091.00)	-90.0%	
2004	002S	055	10	2440	099	99	520	010	5110	004	01 Salaries and Wages, Permanent Positions		160.00	-	-	-	-	0.0%	
2004	002S	055	10	2440	099	99	520	010	5110	004	03 Salaries and Wages, Permanent Positions			150.00	150.00	500.00	350.00	233.3%	
2004	002S	055	10	2440	099	99	520	020	5320	004	04 Tuition	9,920.00	34,458.49	-	-	3,900.00	3,900.00	100.0%	
2004	002S	055	10	2440	099	99	520	020	5345	004	04 Printing & Binding		3,056.50	1,000.00	1,925.00	1,000.00	1,000.00	-	0.0%
2004	002S	055	10	2440	099	99	520	020	5380	004	04 Other Purchased Services	5,280.00	5,265.00	500.00	2,000.00	1,500.00	1,500.00	300.0%	
2004	002S	055	10	2440	099	99	520	030	5710	004	06 In-State Travel			280.00	280.00	500.00	220.00	78.8%	
2004	002S	055	10	2440	099	99	520	030	5780	004	06 All Other Expenses		3,935.42	-	-	5,000.00	5,000.00	100.0%	
2004	002S	055	10	2430	099	99	520	030	5510	004	05 Educational Supplies		402.85	-	-	-	-	0.0%	
2004	002S	055	10	2451	099	99	520	030	5525	004	05 Instructional Technology			-	-	-	-	0.0%	
2004	002S	055	10	3300	099	99	520	010	5110	004	01 Salaries and Wages, Permanent Positions			-	-	-	-	0.0%	
2004	002S	055	21	2120	090	99	520	010	5110	004	01 Salaries and Wages, Permanent Positions		8,069.20	8,275.00	8,275.00	8,482.00	207.00	2.5%	
2004	002S	055	21	2305	090	99	520	010	5110	004	01 Salaries and Wages, Permanent Positions	26,677.49	17,808.33	-	-	-	-	0.0%	
2004	002S	055	21	2330	090	99	520	010	5110	004	03 Salaries and Wages, Permanent Positions		625.00	3,410.50	23,375.00	23,375.00	22,418.00	(957.00)	-4.1%
2004	002S	055	21	2430	090	99	520	030	5510	004	05 Educational Supplies	1,151.58	382.92	675.00	675.00	525.00	(150.00)	-22.2%	
2004	002S	055	21	2357	090	99	520	010	5110	004	01 Salaries and Wages, Permanent Positions			100.00	-	-	(100.00)	-100.0%	
2004	002S	055	21	2120	090	99	520	030	5710	004	06 In-State Travel			114.00	114.00	50.00	(64.00)	-56.1%	
2004	002S	055	21	2157	090	99	520	030	5710	004	06 In-State Travel			-	-	586.00	586.00	100.0%	
2004	002S	055	21	2357	090	99	520	030	5730	004	06 Dues and Memberships			100.00	100.00	100.00	100.00	100.0%	
2004	002S	055	21	2357	090	99	520	030	5780	004	06 All Other Expenses			195.00	-	-	(195.00)	-100.0%	
2004	002S	055	21	2440	090	99	520	010	5110	004	03 Salaries and Wages, Permanent Positions			400.00	400.00	400.00	-	0.0%	
2004	002S	055	21	2440	090	99	520	020	5320	004	04 Tuition			500.00	253.00	-	(500.00)	-100.0%	
2004	002S	055	21	2120	090	99	520	010	5110	004	01 Salaries and Wages, Permanent Positions		8,069.20	8,275.00	8,275.00	8,482.00	207.00	2.5%	
2004	002S	055	22	2305	090	99	520	010	5110	004	01 Salaries and Wages, Permanent Positions	2,400.00	-	-	-	-	-	0.0%	
2004	002S	055	22	2330	090	99	520	010	5110	004	03 Salaries and Wages, Permanent Positions	24,478.21	28,403.65	27,741.00	27,741.00	25,485.00	(2,248.00)	-8.1%	
2004	002S	055	22	2430	090	99	520	030	5510	004	05 Educational Supplies	716.47	385.31	275.00	275.00	250.00	(25.00)	-9.1%	
2004	002S	055	22	2440	090	99	520	020	5320	004	04 Tuition		1,800.00	-	-	-	-	0.0%	
2004	002S	055	22	2357	090	99	520	010	5110	004	01 Salaries and Wages, Permanent Positions			100.00	-	-	(100.00)	-100.0%	
2004	002S	055	22	2120	090	99	520	030	5710	004	06 In-State Travel			286.00	-	50.00	(236.00)	-82.5%	
2004	002S	055	22	2357	090	99	520	030	5710	004	06 In-State Travel			-	100.00	586.00	100.00	100.0%	
2004	002S	055	22	2357	090	99	520	030	5730	004	06 Dues and Memberships			-	100.00	100.00	100.00	100.0%	
2004	002S	055	22	2357	090	99	520	030	5780	004	06 All Other Expenses			195.00	-	-	(195.00)	-100.0%	
2004	002S	055	22	2440	090	99	520	010	5110	004	03 Salaries and Wages, Permanent Positions			400.00	400.00	400.00	-	0.0%	
2004	002S	055	22	2440	090	99	520	020	5320	004	04 Tuition			500.00	253.00	-	(500.00)	-100.0%	
2004	002S	055	23	2120	090	99	520	010	5110	004	01 Salaries and Wages, Permanent Positions		8,069.20	8,275.00	8,275.00	8,482.00	207.00	2.5%	
2004	002S	055	23	2120	090	99	520	030	5710	004	06 In-State Travel			114.00	114.00	50.00	(64.00)	-56.1%	
2004	002S	055	23	2305	090	99	520	010	5110	004	01 Salaries and Wages, Permanent Positions	52,122.29	51,769.82	50,000.00	50,000.00	50,000.00	-	0.0%	
2004	002S	055	23	2330	090	99	520	010	5110	004	03 Salaries and Wages, Permanent Positions	20,863.30	27,121.32	29,348.00	29,348.00	31,104.00	1,756.00	8.0%	
2004	002S	055	23	2430	090	99	520	030	5510	004	05 Educational Supplies	694.69	301.39	750.00	750.00	775.00	25.00	3.3%	
2004	002S	055	23	2357	090	99	520	010	5110	004	01 Salaries and Wages, Permanent Positions			100.00	-	-	(100.00)	-100.0%	
2004	002S	055	23	2455	090	99	520	030	5624	004	05 Instructional Software			-	-	-	-	0.0%	
2004	002S	055	23	2357	090	99	520	030	5710	004	06 In-State Travel			172.00	-	636.00	464.00	269.8%	
2004	002S	055	23	2357	090	99	520	030	5730	004	06 Dues and Memberships			-	100.00	100.00	100.00	100.0%	
2004	002S	055	23	2357	090	99	520	030	5780	004	06 All Other Expenses			195.00	-	-	(195.00)	-100.0%	
2004	002S	055	23	2440	090	99	520	010	5110	004	03 Salaries and Wages, Permanent Positions			400.00	400.00	400.00	-	0.0%	
2004	002S	055	23	2440	090	99	520	020	5320	004	04 Tuition			500.00	253.00				

State Grant: METCO

Fund	Dept	Form	Rtld	DOE Fun	Subj Code	Gr Code	Act Code	TM	Object Code	SchA Code	Est Obj	Line Item Description	FY07 Actual	FY08 Actual	FY09 Budget	FY09 Proj	FY10 Budget	\$ Inc/Decl	% Inc/Decl
2004	002S	055	30	2357	099	99	520	030	5780	004	06	All Other Expenses			195.00		165.00	(30.00)	-15.4%
2004	002S	055	30	2430	099	99	520	030	5510	004	03	Educational Supplies	1,708.18	911.44	700.00	700.00	825.00	125.00	17.8%
2004	002S	055	30	2415	099	99	520	030	5512	004	05	Instr. Mat/Comm Lib & Ref - Teaching Aids					-	-	0.0%
2004	002S	055	30	2440	099	99	520	010	5110	004	03	Salaries and Wages, Permanent Positions		1,000.00			-	-	0.0%
2004	002S	055	30	2440	099	99	520	030	5780	004	06	All Other Expenses		7,547.16			-	-	0.0%
2004	002S	055	40	2120	099	99	520	010	5110	004	01	Salaries and Wages, Permanent Positions		49,498.56	51,294.00	51,294.00	52,075.00	1,282.00	2.5%
2004	002S	055	40	2120	099	99	520	030	5710	004	06	In-State Travel			172.00	172.00	50.00	(122.00)	-70.9%
2004	002S	055	40	2305	099	99	520	010	5110	004	01	Salaries and Wages, Permanent Positions	47,067.15				-	-	0.0%
2004	002S	055	40	2310	099	99	520	010	5110	004	01	Salaries and Wages, Permanent Positions	16,996.11				-	-	0.0%
2004	002S	055	40	2330	099	99	520	010	5110	004	03	Salaries and Wages, Permanent Positions	757.00	9,585.48	3,875.00	3,875.00	4,125.00	250.00	6.5%
2004	002S	055	40	2357	099	99	520	010	5110	004	01	Salaries and Wages, Permanent Positions			500.00		-	(500.00)	-100.0%
2004	002S	055	40	2357	099	99	520	030	5710	004	06	In-State Travel					588.00	588.00	100.0%
2004	002S	055	40	2357	099	99	520	030	5730	004	06	Dues and Memberships				500.00	500.00	500.00	100.0%
2004	002S	055	40	2357	099	99	520	030	5780	004	06	All Other Expenses			195.00		500.00	305.00	156.4%
2004	002S	055	40	2430	099	99	520	030	5510	004	03	Educational Supplies	1,642.76	885.90		775.00	775.00	-	0.0%
2004	002S	055	40	2440	099	99	520	020	5380	004	04	Other Purchased Services	6,154.00	203.00				-	0.0%
2004	002S	055	40	2440	099	99	520	020	5320	004	04	Tuition			2,000.00			-	0.0%
2004	002S	055	40	2357	099	99	520	030	5580	004	05	Other Supplies		563.20		3,900.00	2,000.00	-	0.0%
2004	002S	055	40	3200	099	99	520	010	5129	004	03	Nursing Subs	21,099.12					-	0.0%
2004	002S	055	99	2330	099	99	520	010	5110	004	03	Salaries and Wages, Permanent Positions			32,705.00		1,508.00	1,508.00	100.0%
2004	002S	055	99	3300	099	99	520	010	5110	004	03	Salaries and Wages, Permanent Positions	19,569.87	23,981.45		27,008.00	34,219.00	1,514.00	4.6%
2004	002S	055	99	3300	099	99	520	010	5120	004	03	Prof. Dev. Subs	230.83				-	-	0.0%
2004	002S	055	99	3300	099	99	520	020	5330	004	04	Regular Pupil Transportation	264,163.50	269,115.74	293,376.00	271,876.00	271,541.00	(21,835.00)	-7.4%
2004	002S	055	99	5350	099	99	520	020	5270	004	99	Rentals and Leases	475.00	12,409.54		200.00	200.00	-	0.0%
2004	002S	055	99	5600	099	99	520	030	5780	004	99	All Other Expenses	18,047.00	17,706.00	18,047.00	18,047.00	18,047.00	-	0.0%
2004	002S	055	99	9100	099	99	520	020	5320	004	99	Tuition - Public	-	-	6,545.00	1,645.00	-	(6,545.00)	-100.0%
Total													836,128.00	870,167.00	886,166.00	839,674.00	798,641.00	(87,515.00)	-9.9%

This page is intentionally blank.

FY10 School Committee Budget
Needham Public Schools
State Grant: Enhanced Student Health

Expenditures by Line Item	FY07 Actual	FY08 Actual	FY09 Budget	FY10 Budget	\$ Inc/(Dec)	% Inc/(Dec)	% Total FY10
Salary	62,130.75	68,578.69	127,000.00	98,400.00	(28,600.00)	-23%	81%
Purchase of Service Expense	-	19,764.75	1,000.00	-	(1,000.00)	-100%	0%
Capital	10,092.15	7,183.93	20,000.00	22,960.00	2,960.00	15%	19%
Total	72,222.90	95,527.37	148,000.00	121,360.00	(26,640.00)	-18%	100%

Budget Overview:

This five-year grant (which ends in FY13) provides funds to hire nurses and health service program support staff. The current year (FY09) grant funds a 0.1 nurse at St. Joseph's School, and 1.3 District nurses. Needham shares these funds with other area schools. In FY10 the allocations to other schools are as: Medfield Public Schools (\$4,100), Millis Public Schools (\$4,100), Walker School of Needham (\$3,280), and St. Joseph Parish School of Needham (\$11,480.) Needham's share of the FY10 grant is \$98,400. The grant must be re-authorized annually by the State.

Staffing*:

	FY07 Actual	FY08 Actual	FY09 Budget	FY10 Budget	Inc/(Dec)
Administrators			0.2	0	(0.2)
Teachers	1.7	1.1	1.4	1.76	0.36
Aides					
Clerical		0.86	1.0	0	(1.0)
Total	1.7	1.96	2.6	1.76	(0.84)

* This grant also funds stipends and payments to temporary staff (no FTE.)

Critical Issues:

The critical issue for this grant is reduced funding from the State, which has reduced Needham's annual allocation from \$148,000 in FY09 to \$121,360 in FY10, a cut of 18%.

Goals & Objectives:

The ESH grant supports the assumptions of NPS, including: partnership and collaboration with the family and community essential to student health; infrastructure to provide a safe and secure school program and learning environment; financial and administrative planning to meet students' health needs; and human resources, that recruit and sustain highly qualified staff; supporting the student:nurse ratio as recommended by MDPH. School health supports the health, social and emotional development of students.

Funding Recommendation:

The FY10 budget recommendation for this grant is \$121,360, based on the State's FY10 allocation. This amount represents a \$26,640 (18%) reduction from FY09. To accommodate the reduced funding amount, against the School Committee's recommendation that a 1.0 FTE High Rock nurse position be shifted from the operating budget to this grant, the clerical position, previously funded, was cut in FY10. In addition, federal stimulus funds will be used to cover the 0.34 FTE balance of the High Rock nurse position, which could not be completely funded by the reduced grant amount.

Line Item Detail:

The FY10 line item budget for the Enhanced Student Health grant is presented on the attached pages.

State Grant: Enhanced Student Health

Fund	Dept	Plan	Bldg	DOE Fun	Subj Code	Gr Code	Act Code	IM	Object Code	SchA Code	Ext Obj	Line Item Description	FY07 Actual	FY08 Actual	FY09 Budget	FY09 Proj	FY10 Budget	\$ Inc/(Dec)	% Inc/(Dec)	
2004	005S	060	10	3200	099	99	520	010	5110	004	99	Salaries and Wages, Permanent Positions	6,357.72	6,602.45	94,000.00	70,190.00	4,978.00	(89,022.00)	-94.7%	
2004	005S	060	10	3200	099	99	520	010	5110	004	99	Salaries and Wages, Permanent Positions	2,958.78	14,029.00	33,000.00	22,750.00		(33,000.00)	-100.0%	
2004	005S	060	10	3200	095	99	520	020	5300	004	99	Nursing Subs	1,000.00					-	0.0%	
2004	005S	060	10	3200	099	99	520	020	5300	004	99	Professional and Technical		17,390.00				-	0.0%	
2004	005S	060	10	3200	099	99	520	020	5345	004	99	Printing & Binding			1,000.00	400.00		(1,000.00)	-100.0%	
2004	005S	060	10	3200	099	99	520	020	5380	004	99	Other Purchased Services		2,374.75				-	0.0%	
2004	005S	060	10	3200	099	99	520	030	5500	004	99	Medical and Surgical Supplies	9,992.15	6,772.93	500.00	5,510.00	22,900.00	22,460.00	4492.00	4492.00
2004	005S	060	10	3200	099	99	520	030	5524	004	99	Instructional Software				14,071.00		-	0.0%	
2004	005S	060	10	3200	099	99	520	030	5525	004	99	Instructional Technology			18,000.00	20,879.00		(18,000.00)	-100.0%	
2004	005S	060	10	3200	099	99	520	030	5710	004	99	In-State Travel		261.00	500.00	500.00		(500.00)	-100.0%	
2004	005S	060	10	3200	099	99	520	030	5730	004	99	Dues and Memberships			1,000.00	1,050.00		(1,000.00)	-100.0%	
2004	005S	060	10	3200	099	99	520	030	5780	004	99	All Other Expenses	100.00	150.00				-	0.0%	
2004	005S	060	21	3200	090	99	520	010	5110	004	99	Salaries and Wages, Permanent Positions						-	0.0%	
2004	005S	060	21	3200	090	99	520	010	5110	004	99	Salaries and Wages, Permanent Positions						-	0.0%	
2004	005S	060	22	3200	090	99	520	010	5110	004	99	Salaries and Wages, Permanent Positions						-	0.0%	
2004	005S	060	22	3200	090	99	520	010	5110	004	99	Salaries and Wages, Permanent Positions						-	0.0%	
2004	005S	060	23	3200	090	99	520	010	5110	004	99	Salaries and Wages, Permanent Positions						-	0.0%	
2004	005S	060	23	3200	090	99	520	010	5110	004	99	Salaries and Wages, Permanent Positions						-	0.0%	
2004	005S	060	24	3200	090	99	520	010	5110	004	99	Salaries and Wages, Permanent Positions						-	0.0%	
2004	005S	060	24	3200	090	99	520	010	5110	004	99	Salaries and Wages, Permanent Positions						-	0.0%	
2004	005S	060	25	3200	090	99	520	010	5110	004	99	Salaries and Wages, Permanent Positions						-	0.0%	
2004	005S	060	25	3200	090	99	520	010	5110	004	99	Salaries and Wages, Permanent Positions						-	0.0%	
2004	005S	060	25	3200	090	99	520	010	5110	004	99	Salaries and Wages, Permanent Positions						-	0.0%	
2004	005S	060	30	3200	099	99	520	010	5110	004	99	Salaries and Wages, Permanent Positions	44,782.88				41,266.00	41,266.00	100.0%	
2004	005S	060	30	3200	099	99	520	010	5110	004	99	Salaries and Wages, Permanent Positions						-	0.0%	
2004	005S	060	40	3200	099	99	520	010	5110	004	99	Salaries and Wages, Permanent Positions		36,303.54			52,156.00	52,156.00	100.0%	
2004	005S	060	40	3200	099	99	520	010	5129	004	99	Nursing Subs	7,033.61	8,643.70				-	0.0%	
2004	005S	060	40	3200	099	99	520	010	5110	004	99	Salaries and Wages, Permanent Positions						-	0.0%	
2004	005S	060	50	3200	090	99	520	010	5110	004	99	Salaries and Wages, Permanent Positions						-	0.0%	
Total													72,222.90	96,627.37	148,000.00	148,000.00	121,360.00	(26,640.00)	-18.6%	

FY10 School Committee Budget
Needham Public Schools
State Grant: Academic Support

Expenditures by Line Item	FY07 Actual	FY08 Actual	FY09 Budget	FY10 Budget	\$ Inc/(Dec)	% Inc/(Dec)	% Total FY10
Salary	4,600.00	10,476.09	11,340.00	10,164.92	(1,175.08)	-10%	93%
Purchase of Service Expense	-	-	-	-	-	0%	0%
Capital	100.00	2,223.91	760.00	735.08	(24.92)	-3%	7%
Total	4,700.00	12,700.00	12,100.00	10,900.00	(1,200.00)	-10%	100%

Budget Overview:

This grant provides enhanced academic support services for the following students: a) members of the classes of 2003-2009, who have not yet met the Competency Determination required for a high school diploma; b) members of the classes of 2010-2013, who have performed in the *warning/failing* or *needs improvement* levels (<240) on their most recent English Language Arts or Mathematics MCAS, and/or who scored at the *warning/failing* level (<220) on their most recent Science and Technology/Engineering MCAS; and c) incoming ninth graders (class of 2014) who met the same criteria as in section b above. These services must supplement, but not supplant, currently funded local state and federal programs. Funding allocations are based upon a formula that incorporates MCAS scores and FY09 funding allocations. Expenditure restrictions apply. This grant funds stipends and supplemental payments to teachers, but no permanent staff.

Staffing*:

	FY07 Actual	FY08 Actual	FY09 Budget	FY10 Budget	Inc/(Dec)
Administrators					
Teachers					
Aides					
Clerical					
Total					

* This grant funds stipends and payments to temporary staff (no FTE.)

Critical Issues:

The critical issue for this grant is reduced funding from the state, due to budget constraints, which will reduce services to students for FY10.

Goals & Objectives:

This grant supports District Goal 1, related to advancing a standards based curriculum.

Funding Recommendation:

The FY10 budget recommendation for this grant is \$10,900, which represents a \$1,200 (10%) reduction from FY09, due to state budget constraints.

Line Item Detail:

The FY10 line item budget for the Academic Support grant is presented on the attached pages.

State Grant: Academic Support

Fund	Dept	Perm	Bldg	DOE Fun	Subj Code	Gr Code	Act Code	JM	Object Code	SchA Code	Ext Obj	Line Item Description	FY07 Actual	FY08 Actual	FY09 Budget	FY09 Prel	FY10 Budget	\$ Incl/Decl	% Incl/Decl	
2004	006S	055	40	2305	099	99	520	010	5110	004	01	Salaries and Wages, Permanent Positions	4,300.00							0.0%
2004	006S	055	40	2310	099	99	520	010	5110	004	01	Salaries and Wages, Permanent Positions		9,076.09	10,440.00	10,440.00	9,284.92	(1,175.08)	-11.3%	
2004	006S	055	40	2315	099	99	520	010	5110	004	01	Salaries and Wages, Permanent Positions	300.00	1,400.00	900.00	900.00	900.00	-	0.0%	
2004	006S	055	40	2330	099	99	520	010	5110	004	03	Salaries and Wages, Permanent Positions	-		504.00	504.00	504.00	-	0.0%	
2004	006S	055	40	2410	099	99	520	030	5517	004	05	Textbooks/ Workbooks		1,403.87					-	0.0%
2004	006S	055	40	2451	099	99	520	030	5525	004	05	Instructional Technology		557.04					-	0.0%
2004	006S	055	40	5600	099	99	520	030	5780	004	99	All Other Expenses	100.00	283.00	256.00	256.00	211.04	(24.92)	-8.7%	
Total													4,700.00	12,700.00	12,100.00	12,100.00	10,990.00	(1,209.99)	-9.5%	

FY10 School Committee Budget
Needham Public Schools
Local Grant: Metrowest Youth Substance Abuse (Multiyear)

Expenditures by Line Item	FY07 Actual	FY08 Actual	FY09 Budget	FY10 Budget	\$ Inc/(Dec)	% Inc/(Dec)	% Total FY10
Salary	52,236	51,171	32,940	27,783	(5,157)	-15.7%	82.0%
Purchase of Service Expense	302	490	1,000	125	(875)	-87.5%	0.4%
Capital	1,620	891	7,500	5,979	(1,521)	-20.3%	17.6%
	-	-	-	-	-	0.0%	0.0%
Total	54,158	52,551	41,440	33,887	(7,553)	-18.2%	100.0%

Budget Overview:

The Metrowest Youth Substance Abuse grant is a multi-year grant from the Metrowest Community Health Care Foundation (MCHCF) to address issues of alcohol and substance abuse in the schools. This grant, the first portion of which was allocated in FY05, enabled the schools to hire a prevention coordinator and support parent education, as well as to provide access to treatment for students and engage in prevention efforts. In FY10, unspent funds from a prior year will be used to match Needham Board of Health funds to hire a prevention coordinator to oversee Town-wide substance abuse prevention initiatives. The multi-year funding provided through this grant has supported access to technical assistance from the Educational Development Corporation (EDC) and helped Needham to 'jump start' a wider community response to these issues. As a result, the Town of Needham's Health Department was awarded a five-year federal Drug Free Communities Grant of \$125,000 per year to continue the work.

Staffing*:

	FY07 Actual	FY08 Actual	FY09 Budget	FY10 Budget	Inc/(Dec)
Administrators					
Teachers					
Aides					
Clerical					
Total					

* This grant funds stipends and payments to temporary staff (no FTE.)

Critical Issues:

FY10 will be the final year of expenditures for this multi-year grant.

Goals & Objectives:

This grant program supports District Goal 2 of providing general student health and wellness.

Funding Recommendation:

The FY10 budget allocation is \$33,887, from unspent prior year allocation.

Line Item Detail:

The FY10 line item budget for the Metrowest Youth Substance Abuse grant is presented on the attached pages.

Local Grant: Metrowest Youth Substance Abuse (Multiyear)

Fund	Dept	Prog	Bldg	DOE Fun	Subj Code	Gr Code	Act Code	TM	Object Code	SchA Code	Ext Obj	Line Item Description	FY07 Actual	FY08 Actual	FY09 Budget	FY10 Budget	\$ Inc/(Dec)	% Inc/(Dec)	
FY05 MW YOUTH SUBSTANCE ABUSE																			
2552	001L	070	40	2210	099	99	520	030	5420	552	05	Office Supplies	-	-	-	-	-	0.0%	
2552	001L	070	40	2315	099	99	520	010	5110	552	01	Salaries and Wages, Permanent Positions	520.00	-	-	-	-	0.0%	
2552	001L	070	40	2357	099	99	520	030	5710	552	06	In-State Travel	-	-	-	-	-	0.0%	
2552	001L	070	40	2440	099	99	520	020	5341	552	04	Communication - Postage	-	-	-	-	-	0.0%	
2552	001L	070	40	2440	099	99	520	020	5380	552	04	Other Purchased Services	-	-	-	-	-	0.0%	
2552	001L	070	40	2440	099	99	520	030	5580	552	05	Other Supplies	-	-	-	-	-	0.0%	
2552	001L	070	40	2440	099	99	520	030	5710	552	06	In-State Travel	-	-	-	-	-	0.0%	
2552	001L	070	40	2440	099	99	520	030	5580	552	05	Other Supplies	-	-	-	-	-	0.0%	
Total													520.00	-	-	-	-	-	0.0%
FY06 MW YOUTH SUBSTANCE ABUSE																			
2552	002L	070	40	2315	099	99	520	010	5110	552	01	Salaries and Wages, Permanent Positions	36,931.97	44,485.00	-	-	-	0.0%	
2552	002L	070	40	2440	099	99	520	020	5341	552	04	Communication - Postage	-	-	-	-	-	0.0%	
2552	002L	070	40	2440	099	99	520	020	5380	552	04	Other Purchased Services	-	-	-	-	-	0.0%	
2552	002L	070	40	2440	099	99	520	030	5580	552	05	Other Supplies	39.00	-	-	-	-	0.0%	
2552	002L	070	99	5600	099	99	520	030	5790	552	99	All Other Expenses	-	-	-	-	-	0.0%	
Total													36,970.97	44,485.00	-	-	-	-	0.0%
FY07 MW YOUTH SUBSTANCE ABUSE																			
2552	003L	070	40	2315	099	99	520	010	5110	552	01	Salaries and Wages, Permanent Positions	14,783.70	6,685.82	-	8,107.07	8,107.07	100.0%	
2552	003L	070	40	2440	099	99	520	020	5341	552	04	Communication - Postage	302.40	-	-	-	-	0.0%	
2552	003L	070	40	2440	099	99	520	020	5345	552	04	Printing & Binding	-	(500.00)	-	-	-	0.0%	
2552	003L	070	40	2440	099	99	520	020	5380	552	04	Other Purchased Services	-	890.00	-	-	-	0.0%	
2552	003L	070	40	2440	099	99	520	030	5580	552	05	Other Supplies	(19.00)	869.78	-	-	-	0.0%	
2552	003L	070	99	5600	099	99	520	030	5790	552	99	All Other Expenses	1,600.00	20.88	-	-	-	0.0%	
Total													16,667.10	8,066.48	-	8,107.07	8,107.07	100.0%	
FY09 MW YOUTH SUBSTANCE ABUSE																			
2552	004L	070	99	1230	099	99	520	010	5110	552	99	Salaries and Wages, Permanent Positions	-	-	32,940.00	19,675.98	(13,264.02)	-40.3%	
2552	004L	070	99	1230	099	99	520	020	5300	552	99	Professional and Technical	-	-	1,000.00	125.00	(875.00)	-87.5%	
2552	004L	070	99	1230	099	99	520	030	5420	552	99	Office Supplies	-	-	1,000.00	844.77	(155.23)	-15.5%	
2552	004L	070	99	1230	099	99	520	030	5524	552	99	Instructional Software	-	-	6,500.00	5,134.56	(1,365.44)	-21.0%	
Total													-	-	41,440.00	25,780.31	(15,659.69)	-37.8%	

FY10 School Committee Budget
Needham Public Schools
Local Grant: Steps to Success Grant (Multiyear)

Expenditures by Line Item	FY07 Actual	FY08 Actual	FY09 Budget	FY10 Budget	\$ Inc/(Dec)	% Inc/(Dec)	% Total FY10
Salary	12,470	24,589	18,500	20,207	1,707	9.2%	100.0%
Purchase of Service Expense	-	-	-	-	-	0.0%	0.0%
	-	113	428	-	(428)	-100.0%	0.0%
Capital	-	-	-	-	-	0.0%	0.0%
Total	12,470	24,702	18,928	20,207	1,279	6.8%	100.0%

Budget Overview:

The Steps to Success Grant, which is funded by the Congregational Church of Needham, has provided multi-year mentors to low-income Needham High School students. The goal is to help students connect with an adult at school. Mentor/mentee relationships vary depending upon the needs of students, but typically include regular meetings, social activities, coaching on the college process and helping students access available resources.

Staffing*:

	FY07 Actual	FY08 Actual	FY09 Budget	FY10 Budget	Inc/(Dec)
Administrators					
Teachers					
Aides					
Clerical					
Total					

* This grant funds stipends and payments to temporary staff (no FTE.)

Critical Issues:

There are no critical issues for this grant.

Goals & Objectives:

This grant program supports District Goal 2.1, which is geared toward developing advisory/mentoring programs.

Funding Recommendation:


The FY10 budget is \$20,207, from unspent prior year allocation.

Line Item Detail:

The FY10 line item budget for the Steps to Success grant is presented on the attached pages.

Local Grant: Steps to Success Grant (Multiyear)

Fund	Dept	Pgm	Bldg	DOE Fun	Subj Code	Gr Code	Act Code	IM	Object Code	SchA Code	Ext Obj	Line Item Description	FY07 Actual	FY08 Actual	FY09 Budget	FY10 Budget	\$ Inc/(Dec)	% Inc/(Dec)
2552	006L	070	40	2110	099	99	520	010	5110	552	01	Salaries and Wages, Permanent Positions		6,909	-		-	0.0%
2552	006L	070	40	2315	099	99	520	010	5110	552	01	Salaries and Wages, Permanent Positions	3,000	17,250	3,850		(3,850.00)	-100.0%
2552	006L	070	40	2440	099	99	520	010	5110	552	03	Salaries and Wages, Permanent Positions	6,470	430	14,850	20,207	5,356.66	36.1%
2552	006L	070	40	2440	099	99	520	020	5360	552	04	Other Purchased Services		-			-	0.0%
2552	006L	070	40	2440	099	99	520	030	5580	552	05	Other Supplies		113	428		(428.00)	-100.0%
Total													12,470	24,702	18,928	20,207	1,278.66	6.8%



Needham, Massachusetts

*Capital Project
Summary Information*

School-Related Capital Projects

This section presents school-related capital projects. It includes both projects appropriated to the School Committee, as well as school-related capital projects requested by other Town departments on the School Committee's behalf, including:

- the Public Facilities Department (PFD), which is responsible for facility repair and maintenance, and for managing construction and renovation projects valued at less than \$500,000;
- the Permanent Public Building Committee (PPBC), which is responsible for overseeing projects valued at \$500,000 or more for the construction, reconstruction, alteration or enlargement of Town-owned buildings, or construction on Town-controlled land;
- the Department of Public Works/Forestry Division (DPW/FOR), which is responsible for overseeing athletic facility improvements (including facilities adjacent to school buildings); and
- the Town's Information Technology Department, which manages central technology applications such as the unified financial system

Pages 2-4 of the "Capital Project Summary" section present information about all school-related capital project expenditures and revenues for FY07, FY08, FY09 and FY10, including those projects requested by/appropriated to other Town departments on the School Committee's behalf. The chart on page 5, however, reflects the five-year Capital Improvement Program (CIP) request of the School Committee only, and includes only those projects, which the School Committee requested directly on its behalf. School-related projects requested by/appropriated to other Town departments are not included in this chart. Detailed information about each project included in the five-year Capital Improvement Program request follows under "Capital Project Detail."

Information about the Capital Budget, the Capital Improvement Program, the capital budgeting process and capital policies is found on pages 24-32 of the "Reader's Guide."

Debt Service and Debt Information

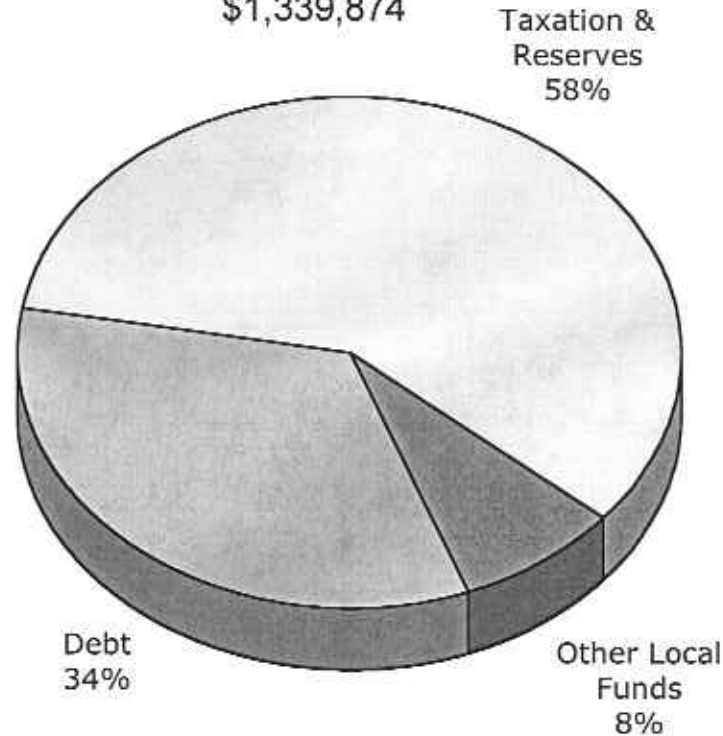
Under state law, school departments of towns are not empowered to issue debt. MGL Ch44 Sect. 7 limits the ability to incur debt to Town Meeting, upon two-thirds vote, for specific purposes as outlined in the statute.

Debt information is presented in the "Debt Detail" section of this document. Town of Needham debt policies are summarized on page 32 of the "Reader's Guide."

FY10 Total School-Related Capital Project Revenues by Source

FY10 Total School-Related Capital Project Revenues by Source

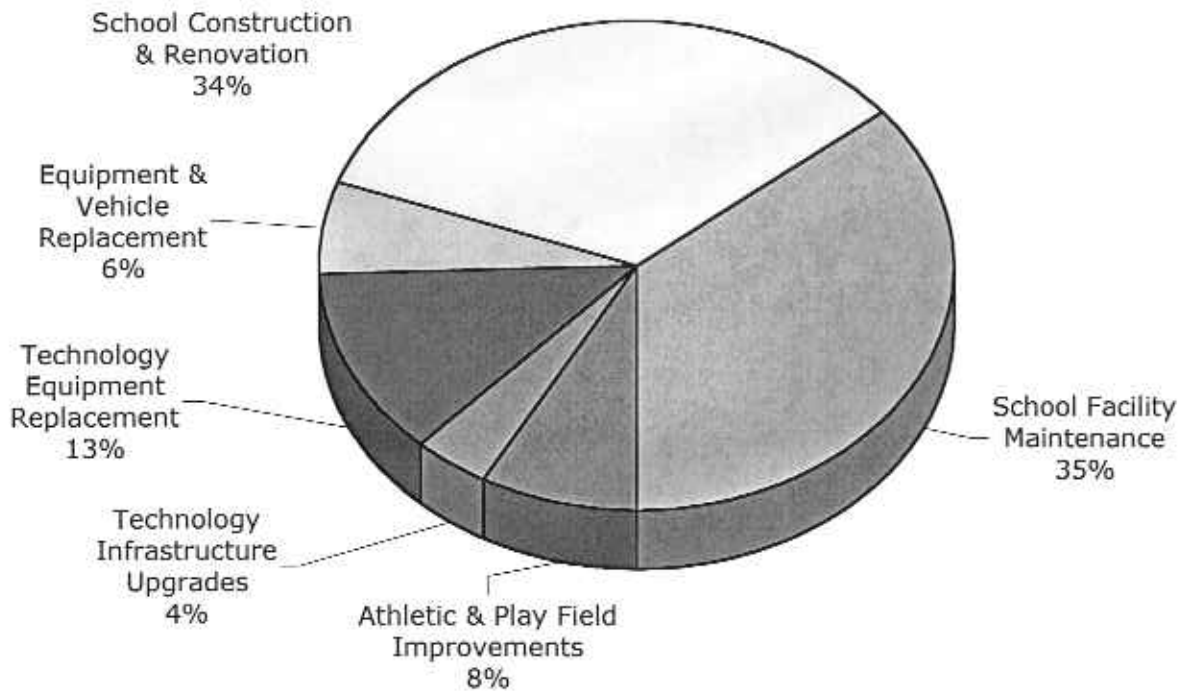
\$1,339,874



Capital Revenue by Source	FY07 Actuals	FY08 Actuals	FY09 Adopted	FY09 Proj	FY10 Approved	\$ Inc/(Dec)	% Inc/(Dec)	% Total FY10
Carry Over	8,584,858	20,521,832	-	25,461,273	-	-	0.00%	0.00%
Taxation & Reserves	466,149	217,000	2,580,290	2,580,290	782,674	(1,797,616)	-69.67%	58.41%
Other Local Funds	-	270,414	459,000	459,000	107,200	(351,800)	-76.64%	8.00%
Debt	866,000	-	160,000	160,000	450,000	290,000	181.25%	33.59%
Debt Exclusions	26,825,000	20,474,999	-	-	-	-	0.00%	0.00%
Total	36,742,007	41,484,245	3,199,290	28,660,563	1,339,874	(1,859,416)	-58.12%	100.00%

FY10 Total School-Related Capital Project Expenditures by Type

FY10 Total School-Related Capital Project Expenditures by Type
\$1,339,874



Capital Expenditures by Type	FY07 Actuals	FY08 Actuals	FY09 Adopted	FY09 Proj	FY10 Approved	\$ Inc/(Dec)	% Inc/(Dec)	% Total FY10
School Construction & Renovat	15,577,112	14,629,546	350,000	18,150,794	450,000	100,000	0.00%	33.59%
School Facility Maintenance	80,940	581,087	980,000	651,219	481,600	(498,400)	0.00%	35.94%
Athletic & Play Field Improver	24,639	-	1,500,000	1,153,176	107,200	(1,392,800)	0.00%	8.00%
Technology Infrastructure Upgra	60,000	409,224	25,000	24,743	50,000	25,000	0.00%	3.73%
Technology Equipment Replacem	166,092	164,422	258,240	271,809	169,393	(88,847)	0.00%	12.64%
Equipment & Vehicle Replacem	96,821	78,536	66,050	72,396	81,681	15,631	0.00%	6.10%
Other Miscellaneous	-	-	20,000	12,019	-	(20,000)	0.00%	0.00%
Total	16,005,604	15,862,815	3,199,290	20,336,155	1,339,874	(1,859,416)	0.00%	100.00%

Fund	Dept	Mgr Dept	Historical School-Related General Fund Capital, by Funding Source	Department Requested FY07	Final Approved FY07	Carry Over Revenue FY07	Actual Expenses FY07
Taxation & Reserves							
3108	1933	PFD	Hillside School Fire Alarm		-	1,269	
3504	1933	PFD	Hillside School Media Center Upgrade		-	1,038	745
3420	1934	PFD	Mitchell School Media Center Upgrade			878	840
032	9568	PFD	NHS Communication System				
3612	1934	PFD	Mitchell School Electrical System	142,500	40,000		40,000
3611	1934	PFD	Mitchell School Roof Design	30,000	30,000		22,500
3626	9300	PPBC	Pollard Portable Classroom Design	-	30,000		
3625	3300	SCH	Pollard School Technology Design	-	41,000		40,000
3508	2941	DPW/FOI	Athletic Facility Improvements			35,000	24,639
3816	C027	SCH	Broadmeadow Data Room AC Upgrade				
3816	C029	SCH	Communications Archiving System				
3813	6300	DPW/FOI	DeFazio Field & Memorial Park Athletic Fields				
3814	9300	PPBC	Newman School Reconstruction Design & Engineering				
3816	C028	PFD	Pollard School Doors & Locks				
Various	Various	PFD	Prior Year School Facility Maintenance			7,056	7,040
3910	C025	PFD	Facilities Maintenance Program	220,000	220,000		
3910	C040	PFD	Hillside School Replacement/Install Exterior Doors				
NA	NA	DPW/FOI	Memorial Park Crowd Control Fencing & Bleachers				
NA	NA	DPW/FOI	Memorial Park Perimeter Fencing				
NA	NA	SCH	Pollard School Parking Study	50,000	-		
3411	3040	SCH	School Furniture & Musical Equipment - Prior Year			1,512	1,460
NA	NA	SCH	FY06 School Furniture & Musical Equipment				
3616	3040	SCH	FY07 School Furniture & Musical Equipment	59,550	59,550		54,555
3816	C031	SCH	FY09 School Furniture & Musical Equipment				
3910	C031	SCH	FY10 School Furniture & Musical Equipment				
3614	3040	SCH	FY07 School Photocopier Replacement	45,599	45,599		40,806
3910	C004	SCH	FY10 School Photocopier Replacement				
Various	Various	SCH	Prior Year School Technology Replacement			106	106
3816	C030	SCH	FY09 School Technology Replacement				
3910	C030	SCH	FY10 School Technology Replacement				
3910	C041	SCH	Technology & Electrical Infrastructure Study - Hillside & Mitchell	25,000	-		
NA	NA	SCH	Computerized Cash Register for School Food Service				
NA	NA	IT	Document Digital Imaging System	35,500	-		
NA	NA	SCH	Hillside & Mitchell Schools Cooking Equipment Upgrade				
NA	NA	SCH	School Smart Boards				
NA	NA	SCH	Science Center Improvements				
NA	NA	IT	Financial System Upgrade				
Subtotal				608,149	466,149	45,590	232,691
Other Local Funds							
3515	1936	SCH	Pollard School Technology Upgrade Design (Unexpended Article Balance)			20,000	20,000
3709	C003	SCH	School Furniture & Musical Equipment (FY07 Budget Transfer)				
3709	C004	SCH	School Photocopier Replacement (FY07 Budget Transfer)				
3709	C005	SCH	School Technology Replacement (FY07 Budget Transfer)				
3814	C022	PFD	Newman School Electrical Systems Improvements (FY08 Budget Transfer)				
3815	9300	PPBC	Newman School Reconstruction Design & Engineering (FY08 Budget Transfer)				
3814	C023	PFD	Newman & Hillside Storage Sheds (FY08 Budget Transfer)				
3814	C021	SCH	Public Schools Delivery Van (FY08 Budget Transfer)				
3917	2941	DPW/FOI	Athletic Facility Improvements (Unspent Article)				
Subtotal				-	-	20,000	20,000
Debt							
3906	9300	PFD	Mitchell Boiler			330	
3302	9300	PFD	Hillside School Roof			4,004	
3600	1936	PFD	Pollard ADA Renovations			43	
3602	1937	PFD	NHS ADA Renovations			462	
3808	1937	PFD	NHS Roof			1,943	
3809	9300	PPBC	NHS Roof			407	
3811	9300	PPBC	NHS Gym Roof			3,774	
3627	9300	PPBC	Mitchell School Roof	-	700,000		11,400
3704	1934	PFD	Mitchell School Roof			1,151	
3615	3040	SCH	School District Technology Upgrade & Replacement	217,000	166,000		165,986
3821	1930	PFD	Hillside & Mitchell School Parking/ Play Area Repaving				
NA	NA	NA	School Parking Lot Rehabilitation				
3911	9300	PPBC	Newman School Schematic Design				
NA	NA	NA	Pollard School Parking Lot Improvements				
NA	NA	NA	Hillside & Mitchell Modular Classrooms				
NA	NA	NA	Pollard Roof Replacement				
Subtotal				217,000	866,000	12,114	177,386
Debt Exclusions							
3102	9300	PPBC	Eliot School Renovation			24,635	1,095
3624	9300	PPBC	High Rock School Design	525,000	525,000		454,125
3316	9300	PPBC	High School Renovation		26,300,000		13,658,998
3501	9300	PPBC	High School Renovation			8,452,185	1,461,069
3601	1935	PPBC	Newman Elementary Renovation			28,365	240
3204	9300	PPBC	Newman Elementary Renovation			1,969	
3708	3300	PPBC	Pollard School Electrical & Technology Infrastructure				
3708	670/930	PPBC	Renovation & Expansion of High Rock School				
NA	NA	NA	New Middle School Design	3,000,000	-		
NA	NA	NA	Pollard Modular Classrooms	-	-		
NA	NA	NA	Renovation & Expansion of Newman School	-	-		
Subtotal				3,525,000	26,825,000	8,507,154	15,575,527
GRAND TOTAL				4,350,149	28,157,149	8,584,858	16,005,604

Department Requested FY08	Final Approved FY08	Carry Over Revenue FY08	Actual Expenses FY08	Department Requested FY09	Final Approved FY09	Carry Over Revenue FY09	Actual Expenditures FY09	Department Requested FY10	Final Approved FY10
		1,269				1,269			
		293				293	293		
		38				38	38		
		2,445	2,445						
		7,500	7,500						
		30,000				30,000			
		1,000	1,000						
		10,361		160,000	-	10,361			
				25,000	25,000		24,743		
				45,740	45,740		34,015		
				1,500,000	1,500,000		1,153,176		
				350,000	350,000		44,019		
				175,000	175,000		-		
217,000	217,000	3,000	3,000	220,000	220,000		183,581	450,000	400,000
				100,000	-			181,600	81,600
								64,120	-
50,000	-			50,000	-			49,300	-
		52				52	52	75,000	-
		4,995	4,462			533	533		
				52,050	52,050		50,866	45,100	35,100
		4,794				4,794	4,794		
		(1)	(1)			14	14	87,012	46,581
				265,500	212,500		212,500		
25,000	-			50,000	-			375,650	169,393
								50,000	50,000
36,000	-			140,000	-			140,000	-
63,000	-			141,152	-				
								9,000	-
								350,000	-
391,000	217,000	64,476	18,406	3,274,442	2,580,290	46,085	1,708,623	1,876,782	782,674
52,050	33,300		33,191			109			
43,035	43,035		40,883			2,152	2,152		
256,729	194,079		164,423			29,656	25,280		
				175,000	125,000				
			142	300,000	300,000		311,305		
				20,000	20,000		12,019		
				14,000	14,000		14,000		
								107,200	107,200
351,814	270,414	-	238,640	509,000	459,000	31,917	364,757	107,200	107,200
		330				330			
		4,004				4,004			
		43				43			
		462				462			
		1,943				1,943			
		407				407			
		3,774				3,774			
		688,600	568,000			90,600			
		1,151				1,151			
		14							
1,710,000	-			156,140	160,000		156,333		
								450,000	450,000
				163,930	-			188,700	-
								450,000	-
								240,091	-
1,710,000	-	700,728	568,000	320,070	160,000	102,714	156,333	1,328,791	450,000
		23,540	86,701			23,540	1,235		
		70,875	70,875						
		12,641,002	11,026,107			1,614,895	1,549,631		
		6,991,116	1,008,173			5,982,943	4,600,863		
		28,125				28,125			
		1,969				1,969			
775,118	804,999		408,224			396,775			
19,688,000	19,670,000		2,437,689			17,232,312	11,954,714		
570,000	-								
								TBO	TBO
21,033,118	20,474,999	19,756,627	15,037,769	*	*	25,280,559	18,106,443	-	-
23,485,932	20,962,413	20,521,832	15,862,815	4,103,512	3,199,290	25,461,273	20,336,155	3,312,773	1,339,874

FY10 Total School-Related Capital Improvement Program Request*

FY 10 - FY14 Capital Improvement Program Request of the School Committee


Tier	Priority	School Department CIP Requests	2008 Appropriated	2009 Appropriated	2010 Request	2010 Approved	2011 Requested	2012 Requested	2013 Requested	2014 Requested	FY10-FY14 Five Year Cost	Future Cost	Future Year
Ongoing Replacement Programs													
I	1	Technology Replacement Cycle	194,079	212,500	375,650	169,393	391,800	541,150	453,750	465,250	2,021,343		
I	2	School Copier Replacement	43,035	0	87,012	46,581	68,649	78,921	39,131	29,317	262,599		
I	3	School Musical Instrument Replacement	15,000	15,000	15,000	12,650	15,000	15,000	15,000	15,000	72,000		
I	4	School Furniture Replacement	18,300	37,050	30,100	23,100	40,950	37,750	28,450	41,600	171,850		
		Subtotal	270,414	264,550	507,762	251,074	516,399	672,821	536,331	551,167	2,527,792		
FY 10-14 Additional Requests													
II	1	Newman School Renovations	650,000	0	29,283,683	450,000					450,000		
II	2	Modular Classrooms		0	450,000		472,500				472,500		
II	3	New Middle School		0	0					5,589,540	5,589,540		15
II	NA	Communications Archiving System		45,740	0								
II	4	Science Center Improvements		0	9,000	0	6,000	7,000	4,000	4,000	21,000		
II	5	Technology & Electrical Infrastructure Study**		0	50,000	50,000	714,100				764,100		
II	6	Pollard Parking Lot Improvements		0	188,700								
II	7	Emery Grover Annex		0	0			1,385,680	13,094,650		14,480,330		
		Subtotal	650,000	45,740	247,700	500,000	1,192,600	1,392,680	13,098,650	5,593,540	21,777,470	39,439,620	

*(Mitchell, Hillside)

FY 15-19 Future Requests

	2015 Requested	2016 Requested	2017 Requested	2018 Requested	2019 Requested	Five Year Cost
New Middle School	39,439,620					39,439,620
Renovated Mitchell School				24,400,000		24,400,000
Renovated Hillside School				23,800,000		23,800,000
Subtotal	39,439,620	0	0	48,200,000	0	87,639,620

* Includes projects requested by the School Committee only on its behalf; excludes other school-related projects requested by other Town Departments.



Needham, Massachusetts

*Capital Project
Project Detail*

Equipment & Technology Request CIP-E						
Project Title	Technology Replacement and Additional Requests					
Department	Schools					
Requestor	Director of Media & Technology					
Useful Life						
Funding Source	CPA	General	RTS	Sewer	Water	Other (identify)
Classification	Equipment & Furnishings	Technology - Replacement	Technology - New	Vehicles & Heavy Equipment	Other (explain)	
		X	X			
Amount per Fiscal Year	FY 2010	FY 2011	FY 2012	FY 2013	FY 2014	
	\$169,393	\$391,800	\$541,150	\$453,750	\$465,250	
Reason(s)	New Function or Service	Operational Efficiency	Obsolete or Worn-out Equipment	Scheduled Replacement	Health or Safety	
Other Considerations						
					Yes	No
Are there additional costs to purchase, install, implement, and use (except future year operating costs) that are NOT included in this request?						X
If another department provides support (personnel or financial), has the department been consulted prior to submission of this request?					NA	
Does the manager of the other department support the request?					NA	
Will the requested project require an increase in the next fiscal year operating budget for ANY department?						X
Will additional staff be required if the request is approved?						X
Does the request support activities which produce revenue for the Town?						X
If the request is not approved will Town revenues be negatively impacted?						X
Is there an increased exposure for the Town if the request is not approved?						X
Is specialized training or licensing required (beyond the initial purchase)?						X
If applicable, will the item(s) being replaced be retained by the Town?						X
<i>All "YES" responses must be explained in the narrative</i>						
Will maintenance and/or servicing of the equipment be done by (check all that apply)	Requesting Department's Staff	Another Department's Staff	Contracted Services	Other		
	X					
What is the estimated additional annual cost for personnel and expenses for this request?					\$ NA	

**Equipment & Technology Request
CIP-E**

Project Title

Technology Replacement and Additional Requests

The request is for the replacement of instructional and administrative computers and printers that have reached end-of-life cycle, seven years or are not repairable. The requests are building-based, calculated on the inventory quantities that need to be retired. The long-term quantities have been adjusted from previous years' requests. This is based on a new deployment model that captures the programmatic needs of schools and departments, rather than the formulaic ratio distributions used in the past. There are estimated reductions in future years for Pollard and NHS, based on enrollment at Pollard and the introduction of student owned laptops or wireless devices in high school.

The additional requests are for SMART Boards at all schools (except the High School) and some laptop computers at Hillside and Mitchell, where the electrical capacity of those buildings is challenged. These are additional quantities required to meet the programmatic needs of those schools

FY12 has a placeholder for the possible replacement of the Student Information System, \$130,000.

FY 12 also contains the replacement of the email archiving server for data backup and the storage array, \$16,500.

Replacement

1. Replace Broadmeadow technology over four years beginning in '09.
2. Replace Eliot technology over three years, beginning in '10
3. Replace High School technology over five years, FY 12 - 16, including data projectors
4. Maintain a 7 year replacement cycle for all other instructional computers
5. Maintain a 5 year replacement cycle for administrative computers, as needed
6. Maintain current inventory quantities, with adjustments for programmatic needs
7. Replace and recycle data servers in year 4
8. Replace printers with new deployment model for shared laser printing and eliminating inkjet printing over the next five years

In FY 10, the 206 instructional replacement computers, 17 administrative computers, 22 instructional printers and 4 administrative printers will be deployed at all schools with the exception of the High School. (See attached spreadsheet.) The request breaks down as follows:

Replacement Instructional Computers: 206 @ \$1050 = \$216,300 → reduced to 121 @ \$145,200

Replacement Administrative Computers: 17 @ \$1050 = \$17,850 → reduced to 10 @ \$11,750

Replacement Instructional Printers: 22 @ \$400 = \$8,800 → reduced to 3 @ \$1,200

Replacement Administrative Printers: 7, total \$6,800 → reduced to \$0

Network hardware servers: 4 instructional, 1 administrative: total \$27,500 → reduced to 2 @ \$11,000

Total Replacement \$285,650 → reduced to \$169,393

Additional

1. Add a quantity of SMART Boards/projectors (30) to all elementary and Pollard schools, with deployment to all classrooms completed in seven years


Additional SMART Board/Projector/Speaker installations: 30, total \$90,000.

Total Additional \$90,000 → reduced to \$0

**Equipment & Technology Request
CIP-E**

Project Title Technology Replacement and Additional Requests

Photographs



Additional Requests:

Elementary classroom, portable SMART Board with speakers, running from SMART Notebook software on the eMac computer. At this time, many of the portable SMART Board models are shared among several classrooms.

This page is intentionally blank.

**Equipment & Technology Request
CIP-E**

Project Title	School Copier Replacement						
Department	School Department						
Requestor	Director of Financial Operations						
Useful Life	4-8 Years						
Funding Source	CPA	General	RTS	Sewer	Water	Other (identify)	
		X					
Classification	Equipment & Furnishings	Technology - Replacement	Technology - New	Vehicles & Heavy Equipment	Other (explain)		
	X						
Amount per Fiscal Year	FY 2010	FY 2011	FY 2012	FY 2013	FY 2014		
	\$46,581	\$68,649	\$78,921	\$39,131	\$29,317		
Reason(s)	New Function or Service	Operational Efficiency	Obsolete or Worn-out Equipment	Scheduled Replacement	Health or Safety		
		X	X	X			
Other Considerations						Yes	No
Are there additional costs to purchase, install, implement, and use (except future year operating costs) that are NOT included in this request?							X
If another department provides support (personnel or financial), has the department been consulted prior to submission of this request?							X
Does the manager of the other department support the request?						X	
Will the requested project require an increase in the next fiscal year operating budget for ANY department?							X
Will additional staff be required if the request is approved?							X
Does the request support activities which produce revenue for the Town?							X
If the request is not approved will Town revenues be negatively impacted?							X
Is there an increased exposure for the Town if the request is not approved?							X
Is specialized training or licensing required (beyond the initial purchase)?							X
If applicable, will the item(s) being replaced be retained by the Town?							X
<i>All "YES" responses must be explained in the narrative</i>							
Will maintenance and/or servicing of the equipment be done by (check all that apply)	Requesting Department's Staff	Another Department's Staff	Contracted Services	Other			
	X						
What is the estimated additional annual cost for personnel and expenses for this request?						\$0.00	

**Equipment & Technology Request
CIP-E**


Project Title **School Copier Replacement**

Description and Explanation

In May 2003, Town Meeting authorized \$60,000 in first-year funding to establish a replacement cycle for school photocopiers. School photocopiers are located in all of the schools and the administration building, and are used both by administrative and teaching staff. Teachers use the machines to reproduce classroom materials, including homework sheets, exams, teaching packets, etc. Currently, the School Department owns 45 copiers and 6 RISO machines. In FY04, 9 photocopiers were replaced; in FY05, 5 copiers and 1 RISO were replaced; in FY06, 8 copiers were replaced, in FY07, 4 copiers were replaced. In FY08 4 copiers were replaced, and one will be replaced at the Mitchell School in FY09. Without ongoing support from the capital budget, these critical machines (for both office and teaching staff) will continue to age, fall into disrepair, and be removed the schools, without a replacement.

The School Department has modified its methodology for predicting copier replacement in FY09, to reflect a lifecycle analysis based on actual usage and model capacity. In previous fiscal years a 7-year age along with frequent maintenance needs were used to determine the replacement cycle. When frequent maintenance occurred to a copier before the age of seven it became a priority to be replaced. Using the lifecycle analysis, we project when a copier should be replaced based on actual usage and the manufacturer's total estimated capacity, which may be more than seven years if the copier is lightly used, or less than seven years for overused machines. In FY09, as a result, no replacements were projected. Based on this Analysis, 7 copiers are due for replacement in FY10. This analysis also reflects the redeployment of copiers, as needed, to most closely matched copier use to capacity for maximum efficiency. Due to funding constraints, selective replacements will be undertaken for FY10, based on the reduced funding amount of \$46,581.

Photographs



Equipment & Technology Request CIP-E						
Project Title	School Musical Equipment Replacement (FY2010-2014)					
Department	School Department					
Requestor	Director of Fine & Performing Arts					
Useful Life	15-30 years					
Funding Source	CPA	General	RTS	Sewer	Water	Other (identify)
Classification	Equipment & Furnishings	Technology - Replacement	Technology - New	Vehicles & Heavy Equipment	Other (explain)	
	X					
Amount per Fiscal Year	FY 2010	FY 2011	FY 2012	FY 2013	FY 2014	
	\$12,000	\$15,000	\$15,000	\$15,000	\$15,000	
Reason(s)	New Function or Service	Operational Efficiency	Obsolete or Worn-out Equipment	Scheduled Replacement	Health or Safety	
		X	X	X		
Other Considerations						
					Yes	No
Are there additional costs to purchase, install, implement, and use (except future year operating costs) that are NOT included in this request?						X
If another department provides support (personnel or financial), has the department been consulted prior to submission of this request?					NA	
Does the manager of the other department support the request?					NA	
Will the requested project require an increase in the next fiscal year operating budget for ANY department?						X
Will additional staff be required if the request is approved?						X
Does the request support activities which produce revenue for the Town?						X
If the request is not approved will Town revenues be negatively impacted?						X
Is there an increased exposure for the Town if the request is not approved?						X
Is specialized training or licensing required (beyond the initial purchase)?						X
If applicable, will the item(s) being replaced be retained by the Town?					X	
All "YES" responses must be explained in the narrative						
Will maintenance and/or servicing of the equipment be done by (check all that apply)		Requesting Department's Staff	Another Department's Staff	Contracted Services	Other	
				X		
What is the estimated additional annual cost for personnel and expenses for this request?					\$ 0	

**Equipment & Technology Request
CIP-E**

Project Title

School Musical Equipment Replacement (FY2010-2014)

Description and Explanation

In FY05, Town Meeting allocated \$15,000 in first-year funding of a ten-year replacement cycle for school musical instruments (of \$15,000/year). These purchases have continued regularly for the past 5 years. (We are now entering year 6 of the replacement cycle). As a result, we are beginning to see an improvement in the quality of musical instruments our students are able to use.

The School Fine and Performing Arts Department still has a variety of musical instruments, especially string instruments and upright pianos, which are 25+ years old that are in need of replacement. The School Department owns a number of string instruments, that, after many years of use, are no longer usable or repairable. We also own a number of old pianos, which, though some are still usable, are becoming increasingly costly to repair and maintain. The worst and oldest instruments were replaced, previous to this replacement cycle, with end of year savings (when available), donations from parents, NEF grants and other outside funding. However, without this replacement cycle, it would be impossible to replace needed instruments in specific categories to benefit the students who will use them in the near future. Students do purchase more common, less expensive instruments such as clarinet, trumpet and flute, but a quality band and/or orchestra program in schools and colleges need to supply large, more expensive color instruments to ensure balanced instrumentation to deliver the proper musical experience required by the curriculum. Additionally, balanced instrumentation allows our student performing groups to showcase their talents in an appropriate quality manner in local, state and national music festivals, where they compete with and are compared to their peers. For example, the lack of quality violas, cellos and string basses in our inventory results in our orchestras having few if any of these instruments. This results in not being able to perform a good deal of the music that our students need to experience in the proper manner.

Upright pianos are needed in all music rooms, practice rooms and performance facilities to enable choral groups to have proper accompaniments, and to allow small student ensembles and individuals to pursue their music education studies with proper acoustic reinforcement.

Last year (year 5), the Fine and Performing Arts Department replaced a string bass, two oboes a French Horn, two piccolos, and a variety of percussion equipment for use at the Pollard School. In previous years, the HS grand piano, Hillside school piano, percussion instruments, bass clarinets, bassoons, euphoniums, and a baritone sax were replaced. For FY10, we hope to replace two upright pianos, two cellos and an additional string bass. The attached photos show sample instruments in our current inventory that are in need of replacement.

Based on a recent inventory/condition analysis of school musical instruments, approximately 17% of the total stock is in poor condition, with an additional 14% in fair condition. Although the analysis is not yet completed (34% of the stock has yet to be assigned a condition), this five-year request replaces about 74% of instruments currently identified as 'poor' and about 6% of instruments currently identified as 'fair.'

	# Items	% Items	# Items Replaced	% of Category
Poor	38	17%	28	74%
Fair	32	14%	2	6%
Good	23	10%	0	0%
Very Good	21	9%	0	0%
Excellent	38	17%	0	0%
TBD	78	34%	0	0%
Total	230	100%	30	13%


Based on approved FY10 funding amounts, the quantity of musical equipment replacement undertaken will be scaled back.

**Equipment & Technology Request
CIP-E**

Project Title

School Musical Equipment Replacement (FY2010-2014)

Photographs



This page is intentionally blank.

Equipment & Technology Request CIP-E						
Project Title	School Furniture Replacement					
Department	School Department					
Requestor	Director of Financial Operations					
Useful Life	20 years					
Funding Source	CPA	General	RTS	Sewer	Water	Other (identify)
		X				
Classification	Equipment & Furnishings	Technology - Replacement	Technology - New	Vehicles & Heavy Equipment	Other (explain)	
	X					
Amount per Fiscal Year	FY 2010	FY 2011	FY 2012	FY 2013	FY 2014	
	\$23,100	\$40,950	\$37,750	\$28,450	\$41,600	
Reason(s)	New Function or Service	Operational Efficiency	Obsolete or Worn-out Equipment	Scheduled Replacement	Health or Safety	
		X	X			
Other Considerations						
					Yes	No
Are there additional costs to purchase, install, implement, and use (except future year operating costs) that are NOT included in this request?						X
If another department provides support (personnel or financial), has the department been consulted prior to submission of this request?						N/A
Does the manager of the other department support the request?						N/A
Will the requested project require an increase in the next fiscal year operating budget for ANY department?						X
Will additional staff be required if the request is approved?						X
Does the request support activities which produce revenue for the Town?						X
If the request is not approved will Town revenues be negatively impacted?						X
Is there an increased exposure for the Town if the request is not approved?						X
Is specialized training or licensing required (beyond the initial purchase)?						X
If applicable, will the item(s) being replaced be retained by the Town?						X
<i>All "YES" responses must be explained in the narrative</i>						
Will maintenance and/or servicing of the equipment be done by (check all that apply)	Requesting Department's Staff	Another Department's Staff	Contracted Services	Other		
				N/A		
What is the estimated additional annual cost for personnel and expenses for this request?						\$0

**Equipment & Technology Request
CIP-E**

Project Title School Furniture Replacement

Description and Explanation

There are no budgeted funds within the regular school operating budget to replace aging school furniture and fixtures. In FY05 Town Meeting approved first year funding of \$20,500 to replace furniture in school facilities not scheduled to undergo capital renovation/ addition projects in the near future. In these schools, furniture is 10-20+ years old and in a state of disrepair after decades of heavy use. This request would provide ongoing funding for regular replacement.

This request was funded from operational savings in FY06, due to capital budget constraints. In FY07, Town Meeting allocated \$44,550 for this purpose. (The FY07 request also replaced band chairs at Hillside and Pollard.) In FY08, Town Meeting provided \$18,300 for elementary furniture and whiteboards (\$2,700,) with the expectation that FY08 middle school replacements be met from the stock of surplus furniture at High Rock. In FY09, Town Meeting provided \$37,050 in ongoing funding.

The FY10 request is for \$30,100 to continue replacement of furniture in poor condition at these schools. This amount is slightly different than that planned during the prior year (of \$37,050), however, based on a Summer 2008 inventory/ condition analysis of the overall furniture stock at these four schools. This analysis revealed that of the 8,032 items presently located at these schools, 14% (or 1,094 items) is in poor or poor/fair condition, and is in immediate need of replacement. A breakout of these items by school and age is presented below:

	# Items	% Items
Excellent	830	10%
Very Good	315	4%
Good	5,142	64%
Fair	705	9%
Poor	1,040	13%
Total	8,032	100%
FY10-14 Replacements	1,094	14%

	# Items in Poor Condition to be Replaced by Age					TOTAL #
	# 30-40	# 20-30	# 10-20	# 0-10	#	
Hillside	10	112	66	2	190	
Mitchell	21	147	87	1	256	
Newman	123	216	205		544	
Pollard	36	50	17	1	104	
	190	525	375	4	1,094	

If funded, the current five-year request would replace all items currently identified as 'poor' plus some items of poor/fair condition from the 'fair' category. Going forward, future capital requests could target the items in the 'fair' category, until all of the furniture stock is of at least good quality. A detailed list of items contemplated for replacement during FY10-14 is attached.

The five year request targets the Hillside replacements in FY10, Mitchell in FY11, Newman in FY12 and FY14, and Pollard in FY13.

Costs are based on 2008 state contract pricing for identified pieces, inflated at a rate of 5% per year.

Due to funding constraints, the quantity of furniture replacements at Hillside must be scaled back to the reduced funding amount of \$23,100 in FY10.

Equipment & Technology Request CIP-E	
Project Title	School Furniture Replacement
	Photographs

This page is intentionally blank.

Building, Infrastructure & Other Facility Request CIP-BIF							
Project Title	Newman School Renovations				Fiscal Year	2010	
Requestor	School Department				Project Category	BF	
Location	Central Avenue						
Funding	General Fund				CPA Eligible?	No	
Purpose		Timeline		Method to Determine Cost		Project Budget	
Acquisition		Total Project Duration (months)	30-36 Mo	Consultant	<input checked="" type="checkbox"/>	A, D, & E	1,767,570
New Construction (increase in square footage)		Engineering and Design Phase	11 Mo 7/09-5/10	In-House		Site Costs	0
Reconstruction - Repair	<input checked="" type="checkbox"/>	Construction Phase	19-25Mo	Industry References		Construction	14,258,398
Health or Safety	<input checked="" type="checkbox"/>	Next Phase		Other		F, F, & E	0
Federal or State Mandate						Technology	0
New Technology		Estimated Useful Life				Contingency	4,632,194
Performance Measure		50 years				Other	9,080,521
Project Manager	PPBC				Estimated Project Cost	29,738,683	
Project Funding Schedule							
	FY2010	FY 2011	FY 2012	FY 2013	FY 2014		
Engineering & Design	450,000						
Construction							
Total	450,000						
Operational Considerations						YES	NO
Are there additional costs to bid, design, construct, complete, and use (except future year operating costs) that are NOT included in this request?							<input checked="" type="checkbox"/>
If another department provides support (personnel or financial), has the department been consulted prior to submission of this request?							NA
Will the requested project require an increase in the next fiscal year operating budget for ANY department?							<input checked="" type="checkbox"/>
Will additional staff be required if the request is approved?							<input checked="" type="checkbox"/>
As Permanent Employees?							<input checked="" type="checkbox"/>
Hired Independent Contractors?							<input checked="" type="checkbox"/>
Does the request include or require new or additional technology?							<input checked="" type="checkbox"/>

Building, Infrastructure & Other Facility Request CIP-BIF			
Project Title	Newman School Renovations	Fiscal Year	2010
Requestor	School Department	Project Category	BF
Does the request support activities which produce revenue for the Town?			X
If the request is not approved will Town revenues be negatively impacted?			X
<i>All "YES" responses must be explained in the narrative</i>			
Description and Explanation			
<p>The Newman School must undergo renovation to replace an aging underground heating and ventilation system. In May, 2008, Town Meeting appropriated \$650,000 to install a temporary system in the east wing of the school, to replace the portion of the system that had become breached and was blowing dirt and silt into occupied areas of the building. Additionally, the appropriation funded preliminary design of a permanent replacement system. The scope of the design also included upgrades to other aging systems and additional improvements, including: reprogramming internal space; providing sufficient power requirements for future technology expansion; upgrading existing kitchen and auditorium spaces; and reviewing external traffic patterns to improve vehicular movement and parking in and around the school. Preliminary design is ongoing and will be finalized in late October, 2008.</p> <p>This request is for renovations at the Newman School, based on the upper end of placeholder (preliminary) project costs provided by the feasibility designer. This preliminary cost is estimated to be \$29.74 million overall. A total of \$450,000 was appropriated at Town Meeting to undertake schematic design, in preparation for signing a project funding agreement with MSBA. Actual design costs may vary, based on the final design option chosen, the quantity of portables desired and the duration of construction. The attached estimates do not include the other improvements mentioned above, but which may ultimately become part of the renovation project, upon approval. MSBA reimbursement for renovation project costs has been requested, the status of which is undetermined at this time.</p>			
Photographs			
See attached.			
Operating and Maintenance Expenditure Detail Estimates			

**Building, Infrastructure & Other Facility Request
CIP-BIF**

Project Title	Newman School Renovations				Fiscal Year	2010	
Requestor	School Department				Project Category	BF	
Description	First Year of Operation		Second Year of Operation		Third Year of Operation		
Personnel (new)	FTE #		FTE #		FTE #		
Salaries and Wages							
Indirect Personnel Cost		%		%		%	
Other Personnel Costs							
Sub Total of Personnel Costs							
Services	tbd						
Supplies and Materials							
Equipment							
Sub Total of Non-Personnel Costs							
GRAND TOTAL							
Offsetting Revenue for Operating and Maintenance Expense Incurred with this Capital Project							
Revenue Source(s)	First Year of Operation		Second Year of Operation		Third Year of Operation		
1MSBA @ 40% Requested	\$11,895,473 (TL)						
2							
3							
4							
5							
TOTAL	\$11,895,473 (TL)						
Explanation							


This page is intentionally blank.

Building, Infrastructure & Other Facility Request CIP-BIF							
Project Title	Modular Classrooms (revised)				Fiscal Year	2011	
Requestor	School Department				Project Category	BF	
Location	Mitchell & Hillside Schools						
Funding	GF				CPA Eligible?		
Purpose		Timeline		Method to Determine Cost		Project Budget	
Acquisition	<input checked="" type="checkbox"/>	Total Project Duration (months)	14 months	Consultant		A, D, & E	In Constr.
New Construction (Increase in square footage)	<input checked="" type="checkbox"/>	Engineering and Design Phase/Bids	8 Months	In-House	<input checked="" type="checkbox"/>	Site Costs	205,000
Reconstruction - Repair		Construction Phase	6 Months	Industry References		Construction	615,000
Health or Safety		Next Phase		Other		F, F, & E	
Federal or State Mandate						Technology	
New Technology		Estimated Useful Life				Contingency	102,500
Performance Measure						Other	
Project Manager					Estimated Project Cost	922,500	
Project Funding Schedule							
	FY2010	FY 2011	FY 2012	FY 2013	FY 2014		
Engineering & Design							
Construction		472,500					
Total		472,500					
Operational Considerations						YES	NO
Are there additional costs to bid, design, construct, complete, and use (except future year operating costs) that are NOT included in this request?							<input checked="" type="checkbox"/>
If another department provides support (personnel or financial), has the department been consulted prior to submission of this request?						<input checked="" type="checkbox"/>	
Will the requested project require an increase in the next fiscal year operating budget for ANY department?						<input checked="" type="checkbox"/>	
Will additional staff be required if the request is approved?							<input checked="" type="checkbox"/>
As Permanent Employees?							<input checked="" type="checkbox"/>
Hired Independent Contractors?							<input checked="" type="checkbox"/>
Does the request include or require new or additional technology?						<input checked="" type="checkbox"/>	

Building, Infrastructure & Other Facility Request CIP-BIF			
Project Title	Modular Classrooms (revised)	Fiscal Year	2011
Requestor	School Department	Project Category	BF
Does the request support activities which produce revenue for the Town?			x
If the request is not approved will Town revenues be negatively impacted?			x
<i>All "YES" responses must be explained in the narrative</i>			
Description and Explanation			
<p>Over the next five years, the School Department faces space constraints at the elementary level. Based on a 'worst case' scenario of level elementary enrollment, we project that the following space deficits will exist, to accommodate enrollment growth and SPED classroom needs between FY10-14:</p> <ul style="list-style-type: none"> • Mitchell will need one additional classroom beginning FY10, with no ability to create space to accommodate the classroom. • Hillside: Loss of KASE, beginning FY10 for the foreseeable future; Music on a cart, beginning FY10 FY11 for the foreseeable future; Art on a cart, beginning FY11 FY12 for the foreseeable future. Deficit classrooms. • Broadmeadow: Loss of KASE through FY12; Music in the Performing Center through FY11. • Eliot: Music in the Performing Center, beginning FY11 for the foreseeable future. <p>This request is for four modular classrooms, two of which would be installed at the Mitchell School (for September 2010) and two of which would be installed at the Hillside School (for September 2011), should the High Rock not open as a Sixth Grade Center. The following moves also would be recommended, to address the remaining space deficits.</p> <ul style="list-style-type: none"> • Extend KASE's lease of space at the Presbyterian Church through FY10, and seek additional leased space for KASE programs currently at Eliot and Hillside. (The current lease, which runs through FY09, may be extended for one additional year, and houses the Broadmeadow and Mitchell KASE programs.) <p>Alternatively, if space <u>does</u> become available at the Pollard Middle School, the following moves would be recommended:</p> <ul style="list-style-type: none"> • Install modular classrooms at Mitchell and Hillside (only). • Relocate KASE programs to the Pollard Middle School, beginning FY10. The Broadmeadow and Mitchell KASE programs, currently in leased space, could return, at a savings to the District. • Relocate other District-wide programs to the Pollard Middle School portables, beginning FY10. <p>Projected costs are based on estimates provided by the PPBC, based on the following 2008 costs, increased at a rate of 5% per year through FY10: \$170,000 purchase price for two classrooms, \$50,000 site costs, 25% design (of purchase/construction, site and contingency costs), 10% contingency (of purchase/construction.) Preliminary space analysis assumes level elementary enrollment, based on average class sizes of: 21 (K-2), 23 (3-5), 23 (6-8), 21.7 (9-12)</p> <p>The FY10 requested amount of \$450,000 was not funded; pending completion of a school space needs analysis.</p>			
Photographs			

**Building, Infrastructure & Other Facility Request
CIP-BIF**

Project Title	Modular Classrooms (revised)	Fiscal Year	2011
Requestor	School Department	Project Category	BF



Sample modular classroom from Pollard site.

Operating and Maintenance Expenditure Detail Estimates

Description	First Year of Operation		Second Year of Operation		Third Year of Operation	
	FTE #		FTE #		FTE #	
Personnel (new)						
Salaries and Wages						
Indirect Personnel Cost		%		%		%
Other Personnel Costs						
Sub Total of Personnel Costs						
Services		Utility (TBD)		Utility (TBD)		Utility (TBD)
Supplies and Materials						
Equipment						
Sub Total of Non-Personnel Costs						
GRAND TOTAL		Utility (TBD)		Utility (TBD)		Utility (TBD)

Offsetting Revenue for Operating and Maintenance Expense Incurred with this Capital Project

Revenue Source(s)	First Year of Operation	Second Year of Operation	Third Year of Operation
1			
2			
3			
4			
5			
TOTAL			

Explanation

**Building, Infrastructure & Other Facility Request
CIP-BIF**

Project Title	Modular Classrooms (revised)	Fiscal Year	2011
Requestor	School Department	Project Category	BF

Utility costs to be determined.

Building, Infrastructure & Other Facility Request CIP-BIF								
Project Title	New Middle School				Fiscal Year	2014		
Requestor	School Department				Project Category	BF		
Location	Dedham Avenue							
Funding	General Fund				CPA Eligible?	No		
Purpose		Timeline		Method to Determine Cost		Project Budget		
Acquisition		Total Project Duration (months)		Consultant	<input checked="" type="checkbox"/>	A, D, & E	2,688,230	
New Construction (Increase in square footage)	<input checked="" type="checkbox"/>	Engineering and Design Phase		In-House		Site Costs	2,901,310	
Reconstruction - Repair		Construction Phase		Industry References		Construction	30,467,950	
Health or Safety		Next Phase		Other		F, F, & E	2,327,340	
Federal or State Mandate						Technology	In FF&E	
New Technology		Estimated Useful Life				Contingency	5,411,710	
Performance Measure		50 years				Other	1,232,620	
Project Manager		PPBC				Estimated Project Cost	45,029,160	
Project Funding Schedule								
	FY2010	FY 2011	FY 2012	FY 2013	FY 2014			
Engineering & Design					2,688,230			
Construction					2,901,310			
Total					5,589,540			
Operational Considerations							YES	NO
Are there additional costs to bid, design, construct, complete, and use (except future year operating costs) that are NOT included in this request?								<input checked="" type="checkbox"/>
If another department provides support (personnel or financial), has the department been consulted prior to submission of this request?							<input checked="" type="checkbox"/>	
Will the requested project require an increase in the next fiscal year operating budget for ANY department?							<input checked="" type="checkbox"/>	
Will additional staff be required if the request is approved?							<input checked="" type="checkbox"/>	
As Permanent Employees?							<input checked="" type="checkbox"/>	
Hired Independent Contractors?								<input checked="" type="checkbox"/>
Does the request include or require new or additional technology?							<input checked="" type="checkbox"/>	

**Building, Infrastructure & Other Facility Request
CIP-BIF**

Project Title	New Middle School	Fiscal Year	2014
Requestor	School Department	Project Category	BF
Does the request support activities which produce revenue for the Town?			x
If the request is not approved will Town revenues be negatively impacted?			x

All "YES" responses must be explained in the narrative

Description and Explanation

Currently, Needham's elementary schools are over-capacity and the Middle School is severely overcrowded. The base capacity of the Middle School is 858, based on average class size of 22 (considering the specific educational spaces available.) The capacity was increased in 2002 to 1,058 with the installation of 10 modular classrooms. Current enrollment (school year 2008/09) is 1,110, and is projected to increase to approximately 1,370 students by school year 2012/13. Enrollment is projected to remain in excess of 1,200 through 2017/18. Additionally, current elementary capacity (based on 20 children per classroom with appropriate classroom space for art, music, physical education and special education) is 2,160. Needham currently enrolls 2,555 students in Grades K-5. Elementary enrollment is projected to peak at 2,555 in 2009, and then to decline to approximately 2,200 by 2017/18. These enrollment projections may be conservative. The Town currently is engaged in efforts to increase its affordable housing stock: a 350-unit development is currently underway. This development, together with additional market-level units built in conjunction with MGL Chapter 40B affordable housing proposals, and other, unrelated real estate development, may increase the total number of housing units in the Town by as much as ten percent (1,100 units) over the next decade.

Based on actual enrollment of 1,110 middle school students, and the MSBA Educational Program Space Standards and Guidelines, the Pollard square footage per student is 136 SSF, versus the MSBA standards of 160 SF per student, for a total deficit of 26,166 SF (151,434 actual SF vs. 177,600 SF MSBA Standards.) The permanent square footage of the building, not including ten portable classrooms added in 2002 is (142,000 SF.) At peak enrollment of 1,370, the space deficit would be 67,766 SF. At these enrollments, the cafeteria and media center are undersized, many classrooms are undersized or inappropriate for current uses, and there are insufficient spaces for special education needs. The corridors are extremely congested between classes. Core facilities, including the cafeteria, are stressed.

At the elementary level, as enrollment continues to increase, all five (5) elementary schools are faced with a lack of music and art spaces as those are converted to classrooms. Art and music education have been moved to carts or to the cafeteria depending on the classroom situation in each school. There is shortage of spaces available for special education. In addition, the Town has had to tuition-out some special education programs due to the lack of space. Full-day Kindergarten, while a voted School Committee priority, cannot be implemented within the current space shortage. The extended (additional half-day) Kindergarten fee-based program (KASE), which is currently in place, was partially relocated to non-school facilities in September 2007.

To provide sufficient seats for the projected Middle School class of 1,202 in September 2009, the High Rock elementary school has been renovated and expanded as a sixth grade center. The School Committee's plan is to use this school as an interim middle school facility in the short term, until the second middle school (requested on this form) can be built. At that time, the High Rock would become the Town's sixth elementary school, to address the elementary space needs.

**Building, Infrastructure & Other Facility Request
CIP-BIF**


Project Title	New Middle School	Fiscal Year	2014
Requestor	School Department	Project Category	BF

The second middle school requested here would be constructed for 528 students, with core spaces designed to serve up to 750 students. The assumed site is the Dedham Avenue (DPW) site, although this is not yet determined.

The capital cost and funding year are draft, based on a preliminary estimated cost of \$32.2 million (in 2008 \$.) Advancing this cost to 2014, at 5% compounded annually, results in a \$43.2 million total project cost. Additionally, Needham could qualify for 40% MSBA funding for construction, should the MSBA agree to take on the project as initially conceived. The estimates below assume that Needham's share of the project is 60% of \$43.2 million, or \$25.9 million. Based on High Rock construction estimates, these project totals may need to be adjusted to reflect evolving market conditions.

Operating expenses will increase to cover the cost of additional school personnel (custodial, groundskeeping, instructional), utilities, and facility operation. These costs have yet to be determined.

Photographs



Operating and Maintenance Expenditure Detail Estimates

Description	First Year of Operation		Second Year of Operation		Third Year of Operation	
	FTE #		FTE #		FTE #	
Personnel (new)						
Salaries and Wages						

**Building, Infrastructure & Other Facility Request
CIP-BIF**

Project Title	New Middle School						Fiscal Year	2014
Requestor	School Department						Project Category	BF
Indirect Personnel Cost		%			%			
Other Personnel Costs								
Sub Total of Personnel Costs								
Services	tdb							
Supplies and Materials								
Equipment								
Sub Total of Non-Personnel Costs								
GRAND TOTAL								
Offsetting Revenue for Operating and Maintenance Expense Incurred with this Capital Project								
Revenue Source(s)	First Year of Operation		Second Year of Operation		Third Year of Operation			
1MSBA @ 40%	\$17,260,432 (TL)							
2								
3								
4								
5								
TOTAL	\$17,260,432 (TL)							
Explanation								

Equipment & Technology Request CIP-E							
Project Title	Science Center Improvements						
Department	Science Center						
Requestor	Science Center Director						
Useful Life	10 years						
Funding Source	CPA	General	RTS	Sewer	Water	Other (identify)	
	X						
Classification	Equipment & Furnishings	Technology - Replacement	Technology - New	Vehicles & Heavy Equipment	Other (explain)		
	X		X				
Amount per Fiscal Year	FY 2010	FY 2011	FY 2012	FY 2013	FY 2014		
	\$0	\$6,000	\$7000	\$4000	\$4000		
Reason(s)	New Function or Service	Operational Efficiency	Obsolete or Worn-out Equipment	Scheduled Replacement	Health or Safety		
	X	X	X	X	X		
Other Considerations						Yes	No
Are there additional costs to purchase, install, implement, and use (except future year operating costs) that are NOT included in this request?						X	
If another department provides support (personnel or financial), has the department been consulted prior to submission of this request?							X
Does the manager of the other department support the request?						?	
Will the requested project require an increase in the next fiscal year operating budget for ANY department?						X	
Will additional staff be required if the request is approved?							X
Does the request support activities which produce revenue for the Town?							X
If the request is not approved will Town revenues be negatively impacted?							X
Is there an increased exposure for the Town if the request is not approved?							X
Is specialized training or licensing required (beyond the initial purchase)?							X
If applicable, will the item(s) being replaced be retained by the Town?							
<i>All "YES" responses must be explained in the narrative</i>							
Will maintenance and/or servicing of the equipment be done by (check all that apply)		Requesting Department's Staff	Another Department's Staff	Contracted Services	Other		
		X		X			
What is the estimated additional annual cost for personnel and expenses for this request?						\$30,000	

**Equipment & Technology Request
CIP-E**

Project Title	Science Center Improvements
----------------------	------------------------------------

Description and Explanation

The Science Center is transitioning to a Teacher Resource Curriculum Center and Student Interactive Science Lab Space. These new directions will require additional Equipment and materials in four main categories of SC spaces.

1) Professional Development Space - needs 3 matching tables and 18 matching chairs - projector installed in the ceiling space for PD workshops. Currently SC has only 6 chairs for workshops with up to 20 participants. A copier with the capability of doing multiple copies, stapling, collating and doing double sided copies. A new large chart size - (44inch) laminator to cover posters, charts and large print materials to ensure durability. A new replacement laminator for small items - current laminator has a broken prong on the plug constitutes a safety hazard.

2) Animal Room - For health, safety and efficiency the SC needs the following equipment for Animal Room Improvements: 1) a separate refrigerator for animal food etc from the people refrigerator. The existing refrigerator needs to have a bolt to keep the freezer door closed. It can be an apartment size but must have a separate freezer compartment. Currently people and animals share same refrigerator - 2) a portable dishwasher - as we reuse many items - i.e. - dissection equipment squid, containers for classroom viewing of roaches and rodents etc - need to have the ability to sterilize these items in a dishwasher before reuse. 3) Washing machine & dryer - currently SC staff bring home animal towels to launder weekly.

3) Discovery Room Interactive Student Lab Space - The downstairs area of the SC needs 25 stools for students and five 60 inch round tables for student use. A smart board, ceiling projector and necessary support equipment for the smart board.

4) SC Workspace - The SC working shop needs an upgrade of equipment and power tools: rock cutter with diamond blade, soldering irons, shop vacuum and miscellaneous hand tools. Existing equipment is old, outdated and inefficient (see photo). A locked key storage cabinet is needed to secure the keys to the power equipment, closets and cabinets that are off limit to students.

The above requests will require ETC to install and support the technology equipment for the new Student Lab and PD center.

The FY10 request of \$9,000 was not funded, thereby deferring this project or reducing its scope.

Photographs

**Equipment & Technology Request
CIP-E**

Project Title	Science Center Improvements
----------------------	------------------------------------

3 matching 6 ft rectangle tables
18 matching chairs
copier machine – collates, staples, multiple copies
44 inch laminator & 4 replacement rolls
18 inch laminator

Refrigerator
Dish washer
Washing Machine
Dryer

25 student stools
5 – 60 in round tables

2 ceiling projectors
smart board with supportive hardware and software

Rock cutter
Soldering iron
Shop vacuum
Hand tools




This page is intentionally blank.

Building, Infrastructure & Other Facility Request CIP-BIF							
Project Title	Technology and Electrical Infrastructure Upgrade: Hillside and Mitchell Schools				Fiscal Year	2010	
Requestor	School Department				Project Category	I	
Location	Various Schools						
Funding	General Fund				CPA Eligible?		
Purpose		Timeline		Method to Determine Cost		Project Budget	
Acquisition		Total Project Duration (months)	24	Consultant		A, D, & E 130,700	
New Construction (increase in square footage)		Engineering and Design Phase	12	In-House		Site Costs	
Reconstruction - Repair	<input checked="" type="checkbox"/>	Construction Phase	12	Industry References		Construction 633,400	
Health or Safety		Next Phase		Other	<input checked="" type="checkbox"/>	F, F, & E	
Federal or State Mandate						Technology	
New Technology		Estimated Useful Life				Contingency	
Performance Measure		10 Years				Other	
Project Manager					Estimated Project Cost	764,100	
Project Funding Schedule							
	FY2010	FY 2011	FY 2012	FY 2013	FY 2014		
Engineering & Design	50,000	80,700					
Construction		633,400					
Total	50,000	714,100					
Operational Considerations						YES	NO
Are there additional costs to bid, design, construct, complete, and use (except future year operating costs) that are NOT included in this request?							<input checked="" type="checkbox"/>
If another department provides support (personnel or financial), has the department been consulted prior to submission of this request?						<input checked="" type="checkbox"/>	
Will the requested project require an increase in the next fiscal year operating budget for ANY department?							<input checked="" type="checkbox"/>
Will additional staff be required if the request is approved?							<input checked="" type="checkbox"/>
As Permanent Employees?							<input checked="" type="checkbox"/>
Hired Independent Contractors?							<input checked="" type="checkbox"/>
Does the request include or require new or additional technology?							<input checked="" type="checkbox"/>

Building, Infrastructure & Other Facility Request			
CIP-BIF			
Project Title	Technology and Electrical infrastructure Upgrade: Hillside and Mitchell Schools	Fiscal Year	2010
Requestor	School Department	Project Category	I
Does the request support activities which produce revenue for the Town?			x
If the request is not approved will Town revenues be negatively impacted?			x
<i>All "YES" responses must be explained in the narrative</i>			
Description and Explanation			
<p>The Facilities Master Plan plans full renovation for the Hillside and Mitchell schools in 2018, to bring the these facilities to a level of modernization comparable to the Eliot and Broadmeadow schools. At this time, all major systems would be upgraded, including the technology and electrical infrastructure. However, there is a current need to expand the technology capability of these schools to meet students' needs over the ten-year interim period prior to full renovation. (A decade can represent the useful life of technology infrastructure.)</p> <p>This request would fund a technology and electrical infrastructure upgrade at the Hillside and Mitchell schools, similar to that conducted at Pollard, for the purpose of meeting technology needs over the net ten years (when full-scale renovations are planned.) Cost projections are based on the per classroom cost of the Pollard project. The feasibility study will examine:</p> <ul style="list-style-type: none"> ▪ Electrical capacity and distribution; ▪ Current and future data cabling needs, including wireless; ▪ Classroom layouts with built-in technology benches; ▪ Audio-visual enhancements for classroom projection of video and data. <p>The prior year request also requested funding to extend the study to the Newman School. The Newman School assessment will be requested vis-à-vis the ongoing Newman School feasibility study of upgrading/replacing that school's HV system. As a result, it has been removed from this request.</p> <p>The Hillside and Mitchell elementary schools are in need of new and additional data cabling and upgraded data infrastructures to support the instructional programs. The data cabling in the Hillside and Mitchell Schools is twelve years old. The cabling is minimal (one data outlet per classroom) and does not meet the current specifications. The classrooms have several computer devices attached to hubs or switches, which extends the capacity of one data outlet, but creates many cables running around and across classroom floors. Also, the shared data outlet diminishes the speed of all devices running through the hub. Finally, the existing conditions of these buildings limit the expansion and improvements to the data network. These conditions include electrical capacity, available cable pathways and classroom layouts.</p> <p>The results of the 2006 MBMB electrical study at Mitchell will be folded into the technology and electrical study for that school. Construction costs would be determined based upon the preliminary design results.</p> <p>Project costs are based on the per room cost of the Pollard Technology and infrastructure upgrade project, inflated at the rate of 5% per year, compounded annually.</p>			
Photographs			


**Building, Infrastructure & Other Facility Request
CIP-BIF**

Project Title	Technology and Electrical Infrastructure Upgrade: Hillside and Mitchell Schools	Fiscal Year	2010
Requestor	School Department	Project Category	I



**Building, Infrastructure & Other Facility Request
CIP-BIF**

Project Title	Technology and Electrical Infrastructure Upgrade: Hillside and Mitchell Schools	Fiscal Year	2010
Requestor	School Department	Project Category	I



Operating and Maintenance Expenditure Detail Estimates

Description	First Year of Operation		Second Year of Operation		Third Year of Operation	
	FTE #		FTE #		FTE #	
Personnel (new)						
Salaries and Wages						
Indirect Personnel Cost		%		%		%
Other Personnel Costs						
Sub Total of Personnel Costs						
Services						
Supplies and Materials						

**Building, Infrastructure & Other Facility Request
CIP-BIF**

Project Title	Technology and Electrical infrastructure Upgrade: Hillside and Mitchell Schools	Fiscal Year	2010
Requestor	School Department	Project Category	I
Equipment			
Sub Total of Non-Personnel Costs			
GRAND TOTAL			
Offsetting Revenue for Operating and Maintenance Expense Incurred with this Capital Project			
Revenue Source(s)	First Year of Operation	Second Year of Operation	Third Year of Operation
1			
2			
3			
4			
5			
TOTAL			
Explanation			

This page is intentionally blank.

**Building, Infrastructure & Other Facility Request
CIP-BIF**

Project Title	Pollard Parking Lot Improvements				Fiscal Year	2010	
Requestor	School Department				Project Category	I	
Location	200 Harris Avenue						
Funding	General Fund				CPA Eligible?		
Purpose		Timeline		Method to Determine Cost		Project Budget	
Acquisition		Total Project Duration (months)	3	Consultant		A, D, & E	In House (DPW)
New Construction (increase in square footage)		Engineering and Design Phase	1	In-House	x	Site Costs	In House (DPW)
Reconstruction - Repair	x	Construction Phase	2	Industry References		Construction	188,700
Health or Safety		Next Phase		Other		F, F, & E	
Federal or State Mandate						Technology	
New Technology		Estimated Useful Life				Contingency	
Performance Measure		5-10 years				Other	
Project Manager					Estimated Project Cost	188,700	
Project Funding Schedule							
	FY2010	FY 2011	FY 2012	FY 2013	FY 2014		
Engineering & Design							
Construction							
Total							
Operational Considerations						YES	NO
Are there additional costs to bid, design, construct, complete, and use (except future year operating costs) that are NOT included in this request?						x	
If another department provides support (personnel or financial), has the department been consulted prior to submission of this request?						x	
Will the requested project require an increase in the next fiscal year operating budget for ANY department?							x
Will additional staff be required if the request is approved?							x
As Permanent Employees?							x
Hired Independent Contractors?							x
Does the request include or require new or additional technology?							x

**Building, Infrastructure & Other Facility Request
CIP-BIF**

Project Title	Pollard Parking Lot Improvements	Fiscal Year	2010
Requestor	School Department	Project Category	I
Does the request support activities which produce revenue for the Town?			x
If the request is not approved will Town revenues be negatively impacted?			x

All "YES" responses must be explained in the narrative

Description and Explanation

This request is for near-term improvements to the Pollard parking lot, to create additional parking spaces, and lengthen the bus loop. It is requested in conjunction with a feasibility study request to contemplate long-term improvements to the Pollard site, including parking and fields.

Currently, a significant parking shortage exists. Pollard provides parking for up to 75 autos, in the front and back lots, requiring approximately 40 autos to find on-street parking. (The Principal estimates the current deficit to be 40 spaces, because not all 135 staff members drive. If they did, the deficit would be closer to 60 spaces.) The Principal estimates that 150 spaces would be ideal, and would provide additional parking for parents and visitors. Even though the 6th grade will move to High Rock in September 2009, the parking situation is not expected to improve considerably, given projected student growth. Currently, there are 1,110 middle school students and 135 staff members at Pollard. If the total Middle School student population grows to 1,370 by 2012 (a 23% increase), then the total number of staff may grow proportionately to approximately 170 drivers. If one third are moved to High Rock, a total of 115 staff would remain, which is approximately the number of staff currently seeking parking today. The significant demand for on-street parking has created problems with neighboring residents.

In addition, the bus loop presents logistical parking and safety issues. Currently, buses must line up in a double row, along both sides of the loop, because the loop is too short to accommodate a single file line. As a result, children must cross the bus loop to get to the buses on the other side.

The following a la carte options have been provided as near-term means of adding spaces and extending the bus loop. These estimates include a 20% contingency for potential change in scope, and have been updated to reflect a 15% inflation factor from CY2008 base prices provided last year (based on DPW bid prices.)

- a) Lengthen the current bus loop to allow all buses to line up on one side of the loop, nearest the school. (\$28,600) Currently, there are two bus lines, one on either side of the loop, and children must cross the loop to get to buses on the other side. This improvement would relocate the entrances of the bus loop to the current parking lot entrance, and a new entrance to be constructed by the dirt path near the oil tanks on Harris Avenue, and lengthen the loop. This improvement would eliminate the need for children to cross the bus loop, but may increase the amount of time required to board the buses. This option involves the removal of one tree, as well as filling, grading and paving work.
- b) Expand automobile parking through one ore more of the following ways:
 - Create a third paved parking lot on the dirt area near the oil tanks where cars currently park. (\$57,200) This option would create between 10-20 additional spaces, and would require the removal of two trees, as well as filling, grading and

**Building, Infrastructure & Other Facility Request
CIP-BIF**

Project Title	Pollard Parking Lot Improvements	Fiscal Year	2010
Requestor	School Department	Project Category	I

paving.

- Expand the current parking lot on Harris Avenue by adding fifteen feet of width on the far side opposite the school and twenty feet of depth to the far side opposite the street. (\$34,300) This option would create between 18-20 additional spaces and requires the removal of between 13-14 trees, as well as repaving. This is the easiest way to achieve additional parking.
- Repave the current medical drop off area of the current Harris Avenue parking lot, (\$17,200) to create between 8-10 additional spaces.

c) Repave the existing lots, to improve the surface. (\$51,400.) This option would install a 1.5 inch thick layer of overlay paving.

Total cost of a la carte components: \$188,700. Project costs are based on DPW Engineering estimates, updated September, 2008.

The \$188,700 request was not funded in FY10.

Photographs



**Building, Infrastructure & Other Facility Request
CIP-BIF**

Project Title	Pollard Parking Lot Improvements	Fiscal Year	2010
Requestor	School Department	Project Category	I

Operating and Maintenance Expenditure Detail Estimates

Description	First Year of Operation		Second Year of Operation		Third Year of Operation	
	FTE #		FTE #		FTE #	
Personnel (new)						
Salaries and Wages						
Indirect Personnel Cost		%		%		%
Other Personnel Costs						
Sub Total of Personnel Costs						
Services		N/A		N/A		N/A
Supplies and Materials						
Equipment						
Sub Total of Non-Personnel Costs						
GRAND TOTAL		N/A		N/A		N/A

Offsetting Revenue for Operating and Maintenance Expense Incurred with this Capital Project

Revenue Source(s)	First Year of Operation	Second Year of Operation	Third Year of Operation
1	N/A	N/A	N/A
2			
3			
4			
5			
TOTAL	N/A	N/A	N/A

Explanation

--	--

Future Project Request CIP-F			
Project Title	Renovated Mitchell Elementary School	Fiscal Year	2018
Requestor	School Department		
Location	187 Brookline Street	Estimated Project Cost	\$24.4 Million (\$15.0 Million in 2008 \$)
Funding Source	General Fund	CPA Eligible?	
Project Manager	PPBC		
Project Summary			
<p>Mitchell School is the oldest elementary school in Needham. Constructed in 1950, the building has undergone several additions over the past 50 years, but is in need of additional renovation/additions to address building deficiencies, and modernize the learning environment. This request would bring the Mitchell facility to a level of modernization comparable to the Eliot School.</p> <p>This project would upgrade/renovate major systems including the mechanical, electrical, plumbing and lighting systems, as well as window systems. In addition, the renovation would expand the kindergarten wing and the following core spaces: the cafeteria and gym. It also would make the facility fully handicapped accessible, and improve bus and vehicular access and parking. Finally, the renovation would update the technology infrastructure of this school, to meet current requirements and achieve technological 'parity' with other elementary schools in Town.</p> <p>The capital cost and funding year are draft, based on a preliminary estimated cost of \$15.0 million (in 2008 \$.) Advancing this cost to 2018, at 5% compounded annually, results in a \$24.4 million total project cost. Additionally, Needham could qualify for 40% MSBA funding for construction, should the MSBA agree to take on the project as initially conceived. The estimates below assume that Needham's share of the project is 60% of \$24.4 million, or \$14.7 million. Based on High Rock construction estimates, these project totals may need to be adjusted to reflect evolving market conditions.</p>			

**Future Project Request
CIP-F**

Project Title

Renovated Mitchell Elementary School

**Fiscal
Year**

2018

Photographs



Mitchell Elementary School, October 2008

Future Project Request CIP-F			
Project Title	Renovated Hillside Elementary School	Fiscal Year	2018
Requestor	School Department		
Location	28 Glen Gary Road	Estimated Project Cost	\$23.8 Million (\$14.6 Million in 2008 \$)
Funding Source	General Fund	CPA Eligible?	
Project Manager	PPBC		
Project Summary			
<p>Constructed in 1960, Hillside Elementary has undergone both addition and renovation (with modulars) over the past 40 years, but is in need of additional renovation/additions to address building deficiencies, and modernize the learning environment. This request would bring the Hillside facility to a level of modernization comparable to the Eliot School.</p> <p>This project would upgrade/renovate major systems including the mechanical, electrical, plumbing and lighting systems, as well as window systems. It also would expand the kindergarten wing, add art and music classrooms, and enlarge the following core facilities: cafetorium, library, and gymnasium. In addition, the renovation would make the facility fully handicapped accessible, and improve bus and vehicular access and parking. Finally, the project would update the technology infrastructure of this school, to meet current requirements and achieve technological 'parity' with other elementary schools in Town.</p> <p>The capital cost and funding year are draft, based on a preliminary estimated cost of \$14.6 million (in 2008 \$.) Advancing this cost to 2018, at 5% compounded annually, results in a \$23.8 million total project cost. Additionally, Needham could qualify for 40% MSBA funding for construction, should the MSBA agree to take on the project as initially conceived. The estimates below assume that Needham's share of the project is 60% of \$23.8 million, or \$14.3 million. Based on High Rock construction estimates, these project totals may need to be adjusted to reflect evolving market conditions.</p>			

**Future Project Request
CIP-F**

Project Title

Renovated Hillside Elementary School

**Fiscal
Year**

2018

Photographs



Hillside Elementary School, October 2008

Building, Infrastructure & Other Facility Request CIP-BIF							
Project Title	Emery Grover Annex				Fiscal Year	2012	
Requestor	School Department				Project Category	BF	
Location	1330 Highland Avenue						
Funding	General fund				CPA Eligible?	X (TBD)	
Purpose		Timeline		Method to Determine Cost		Project Budget	
Acquisition		Total Project Duration (months)	24	Consultant	<input checked="" type="checkbox"/>	A, D, & E	1,385,680
New Construction (increase in square footage)		Engineering and Design Phase	12	In-House		Site Costs	
Reconstruction - Repair	<input checked="" type="checkbox"/>	Construction Phase	12	Industry References		Construction	13,094,650
Health or Safety		Next Phase		Other		F, F, & E	
Federal or State Mandate						Technology	
New Technology		Estimated Useful Life				Contingency	
Performance Measure						Other	
Project Manager					Estimated Project Cost	14,480,330	
Project Funding Schedule							
	FY2010	FY 2011	FY 2012	FY 2013	FY 2014		
Engineering & Design			1,385,680				
Construction				13,094,650			
Total			1,385,680	13,094,650			
Operational Considerations						YES	NO
Are there additional costs to bid, design, construct, complete, and use (except future year operating costs) that are NOT included in this request?							<input checked="" type="checkbox"/>
If another department provides support (personnel or financial), has the department been consulted prior to submission of this request?						<input checked="" type="checkbox"/>	
Will the requested project require an increase in the next fiscal year operating budget for ANY department?							<input checked="" type="checkbox"/>
Will additional staff be required if the request is approved?							<input checked="" type="checkbox"/>
As Permanent Employees?							<input checked="" type="checkbox"/>
Hired Independent Contractors?							<input checked="" type="checkbox"/>
Does the request include or require new or additional technology?							<input checked="" type="checkbox"/>

**Building, Infrastructure & Other Facility Request
CIP-BIF**

Project Title	Emery Grover Annex	Fiscal Year	2012
Requestor	School Department	Project Category	BF
Does the request support activities which produce revenue for the Town?			x
If the request is not approved will Town revenues be negatively impacted?			x


All "YES" responses must be explained in the narrative

Description and Explanation

This request renovates and expands the Emery Grover Building, for use by School Department administration. School and Town offices are in need of additional office and storage space, and the Emery Grover building is in need of extensive repair and modernization. The renovation would reorganize the layout of offices, made the building fully ADA accessible, remove asbestos, lead, and replace deteriorating systems, including: windows, HVAC, electrical and plumbing allowing full utilization of all four floors. This request would be done in conjunction with a project to renovate the Town Hall in 2012.

The conceptual plan for this project, completed by the Town Facilities Master Plan designer, is attached. The project cost is draft, based on a 2008 estimate of \$11.4 million, advanced by 5% per year, compounded annually.

Photographs



Emery Grover School Administration Building, October 2008

**Building, Infrastructure & Other Facility Request
CIP-BIF**

Project Title	Emery Grover Annex	Fiscal Year	2012
Requestor	School Department	Project Category	BF

Operating and Maintenance Expenditure Detail Estimates

Description	First Year of Operation		Second Year of Operation		Third Year of Operation	
	FTE #		FTE #		FTE #	
Personnel (new)						
Salaries and Wages						
Indirect Personnel Cost		%		%		%
Other Personnel Costs						
Sub Total of Personnel Costs						
Services		tbd				
Supplies and Materials						
Equipment						
Sub Total of Non-Personnel Costs						
GRAND TOTAL						


Offsetting Revenue for Operating and Maintenance Expense Incurred with this Capital Project

Revenue Source(s)	First Year of Operation	Second Year of Operation	Third Year of Operation
1			
2			
3			
4			
5			
TOTAL			

Explanation

Empty space for explanation

This page is intentionally blank.



Needham, Massachusetts

*Capital Project
Debt & Debt Service*

Town of Needham
Capital Improvement Plan
January 2009

Debt Service to Revenue
Issued, Authorized and Proposed for FY 2010
FY 2010 - FY 2014

Description	2009	2010	2011	2012	2013	2014
Revenue						
General Fund Within the Levy *	\$93,246,511	\$98,078,411	\$101,862,574	\$105,673,959	\$109,522,357	\$113,515,256
General Fund Excluded from Levy **	\$5,798,069	\$6,029,888	\$7,203,838	\$6,607,255	\$6,258,255	\$6,065,222
CPA Revenue	\$2,225,000	\$1,899,950	\$1,688,944	\$1,731,167	\$1,774,447	\$1,818,808
RTS Revenue	\$1,607,420	\$1,655,421	\$1,696,807	\$1,739,227	\$1,782,707	\$1,827,275
Sewer Revenue	\$7,638,316	\$7,949,790	\$8,148,535	\$8,352,248	\$8,561,055	\$8,775,081
Water Revenue	\$5,741,577	\$5,746,144	\$5,889,797	\$6,037,042	\$6,187,968	\$6,342,668
Total Revenue	\$116,256,893	\$121,359,604	\$126,490,495	\$130,140,899	\$134,086,789	\$138,344,309
Debt Service						
General Debt (Table I)	\$2,654,127	\$2,747,025	\$1,964,479	\$2,286,043	\$2,017,354	\$673,969
CPA Debt (Table II)	\$150,000	\$150,000	\$227,500	\$516,250	\$618,625	\$802,250
RTS Debt (Table III)	\$1,175,000	\$1,200,000	\$1,182,658	\$1,254,684	\$1,235,678	\$1,191,423
Sewer Debt (Table IV)	\$1,350,000	\$1,500,000	\$1,476,970	\$1,492,929	\$1,348,507	\$1,263,264
Gross Excluded Debt (Table VI)	\$6,908,136	\$7,139,955	\$8,313,905	\$7,352,636	\$7,003,636	\$6,810,603
Total Debt Service	\$12,237,264	\$12,736,980	\$13,360,837	\$13,039,042	\$12,338,100	\$10,794,508
Total Debt Service to Total Revenue	10.53%	10.50%	10.56%	10.02%	9.20%	7.80%
Total Debt Service to Total Revenue (less MSBA) ***	9.66%	9.67%	9.77%	9.50%	8.69%	7.30%
General Debt Service to General Revenue	2.85%	2.80%	1.93%	2.16%	1.84%	0.59%

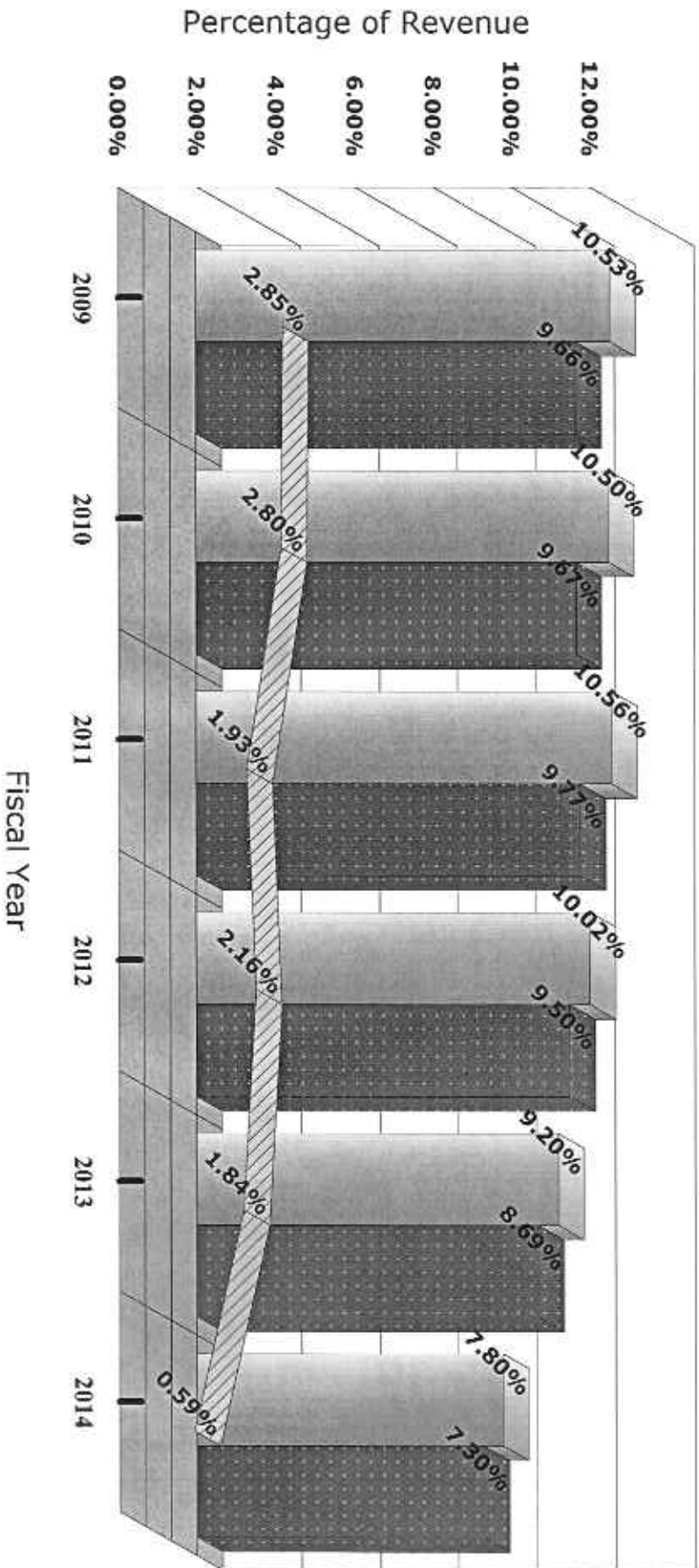
* FY 2010 - FY 2014 revenue is based on the August 2008 Five-Year Pro Forma

** Excludes Massachusetts School Building Assistance (MSBA) Revenue

*** Uses net general fund debt excluded figure (or actual debt to be paid by Town after MSBA payment) see table VI

Debt Service as a Percentage of Revenue *

Includes Proposed Debt
 FY 2009 - FY 2014

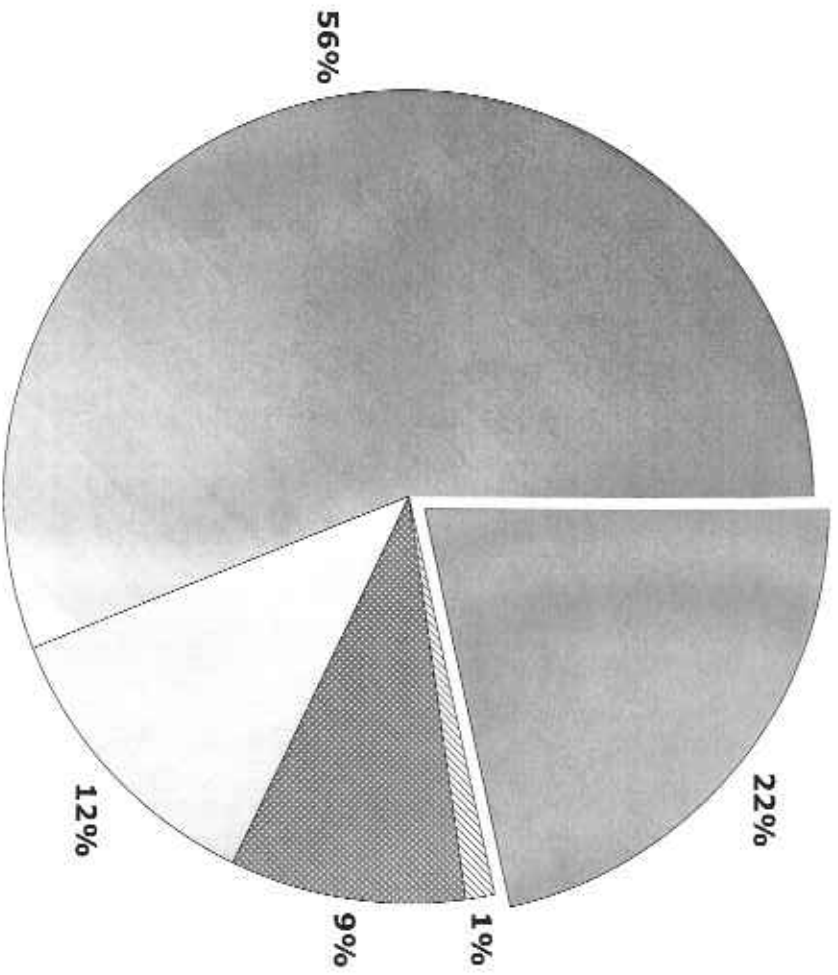


Total Debt Service to Total Revenue
 Total Debt Service to Total Revenue (Less MSBA)
 General Debt Service to General Revenue

* Projected

FY 2010 Debt Service

Share of Total

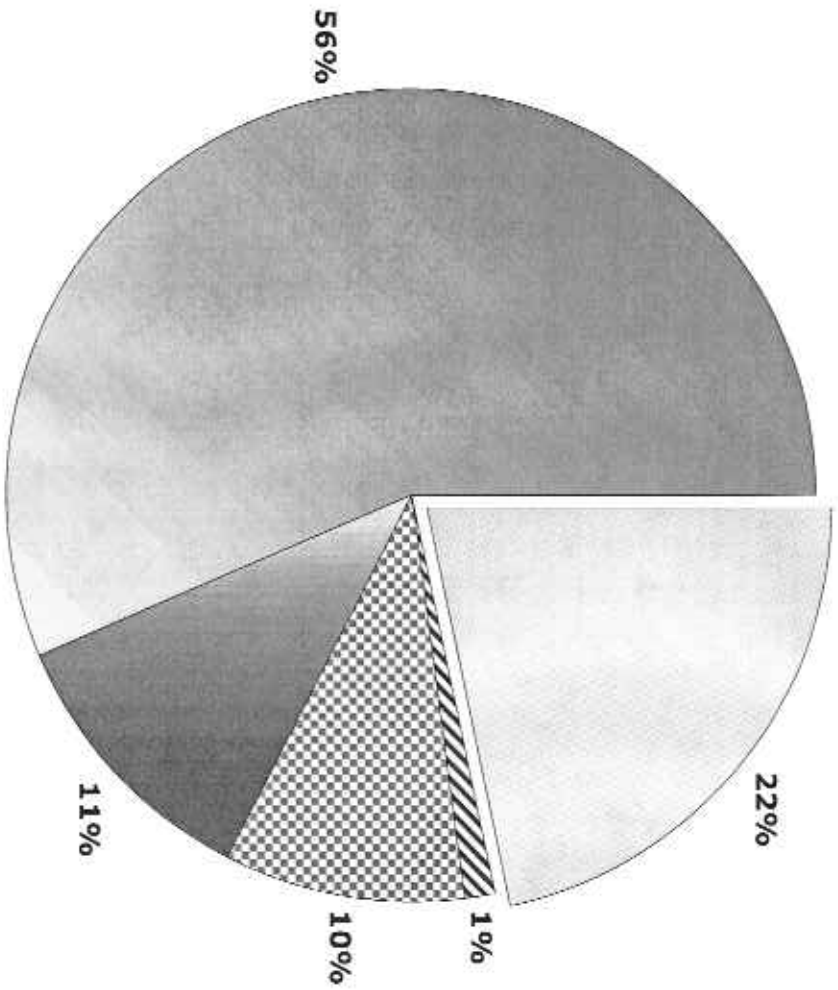


- General Debt
- RTS Enterprise
- Sewer Enterprise
- Water Enterprise
- Debt Excluded

Projected Gross Debt Service
\$12,736,980

FY 2009 Debt Service

Share of Total



- General Debt
- ▨ RTS Enterprise
- ▩ Sewer Enterprise
- Water Enterprise
- Debt Excluded

Projected Gross Debt Service
\$12,237,264

Town of Needham
Capital Improvement Plan
January 2009

Table I
General Fund Capital Projects
Proposed Funding by Debt
FY 2010

Project	Amount	Years	Bond Rate	Estimated Debt Service Schedule					
				2009	2010	2011	2012	2013	2014
Roads, Bridges & Sidewalk Capital Program	\$875,000	5	6.00%			272,500	259,300	246,100	227,900
Kendrick Street Bridge Repair Design (Charles River)	\$125,000	5	6.00%			32,500	31,000	29,500	28,000
Town Hall Preservation Project ^	\$4,000,000	20	6.50%				529,482	544,400	314,900
Stormwater Master Plan Drainage Improvements	\$200,000	5	6.00%			62,000	59,000	56,000	53,000
Projected New General Fund Debt Service	\$5,200,000					\$367,000	\$878,782	\$876,000	\$623,800
General Fund Debt									
Authorized & Issued (refer to schedule)				\$2,365,910	\$1,919,313	\$685,959	\$200,990	\$51,654	\$50,169
Authorized Not Yet Issued & Short Term Costs Proposed				\$288,217	\$827,712	\$911,520	\$1,206,270	\$1,089,700	\$623,800
						\$367,000	\$878,782	\$876,000	\$623,800
Total General Fund Debt Service Within the Levy				\$2,654,127	\$2,747,025	\$1,964,479	\$2,286,043	\$2,017,354	\$673,969
General Fund Within the Levy Revenue *				\$93,246,511	\$98,078,411	\$101,862,574	\$105,673,959	\$109,522,357	\$113,515,256
Debt Service % of General Fund Revenue				2.85%	2.80%	1.93%	2.15%	1.84%	0.59%

* FY 2010 - FY 2014 revenue is based on the August 2008 Five-Year Pro Forma

Town of Needham
Capital Improvement Plan
January 2009

Table II
CPA Capital Projects
Proposed Funding by Debt
FY 2010

Project	Amount	Years	Bond Rate	Estimated Debt Service Schedule				
				2009	2010	2011	2012	2013
CPA Fund Debt								
Town Hall Preservation Project ^	57,000,000	20	6.50%		227,500	516,250	618,625	802,250
Projected New CPA Fund Debt Service	\$7,000,000			\$227,500	\$516,250	\$618,625	\$802,250	
CPA Fund Debt								
Authorized & Issued								
Authorized Not Yet Issued & Short Term Costs					\$227,500	\$516,250	\$618,625	\$802,250
Proposed ^								
Total CPA Fund Debt Service				\$227,500	\$516,250	\$618,625	\$802,250	

Town of Needham
Capital Improvement Plan
January 2009

Table III
Recycling & Solid Waste Disposal Capital Projects
Proposed Funding by Debt
FY 2010

Project	Amount	Years	Bond Rate	Estimated Debt Service Schedule					
				2009	2010	2011	2012	2013	2014
Recycling & Solid Waste Disposal Enterprise (RTS)									
Construction Equipment	\$230,000	4	6.00%			73,800	70,200	66,600	53,000
Projected New RTS Debt Service	\$230,000					\$73,800	\$70,200	\$66,600	\$53,000
RTS Enterprise Fund Debt									
Authorized & Issued (refer to schedule)				\$132,406	\$53,250	\$51,625			
Authorized Not Yet Issued & Short Term Costs Proposed				517,594	\$96,750	\$69,900	\$73,800	\$66,300	\$47,700
								\$70,200	\$66,600
									\$53,000
Total RTS Debt Service	\$150,000			\$150,000	\$150,000	\$195,325	\$136,500	\$114,300	\$53,000

Town of Needham
Capital Improvement Plan
January 2009

Table IV
Sewer Fund Capital Projects
Proposed Funding by Debt
FY 2010

Project	Amount	Years	Bond Rate	Estimated Debt Service Schedule				
				2009	2010	2011	2012	2013
Sewer Enterprise								
Wastewater Pump Station Reservoir "B" Design	\$577,500	5	6.00%		34,650	152,150	142,600	135,700
Projected New Sewer Debt Service	\$577,500			\$34,650	\$152,150	\$142,600	\$135,700	
Sewer Enterprise Fund Debt								
Authorized & Issued (refer to schedule)				\$1,044,690	\$818,680	\$667,300	\$635,326	\$639,370
Authorized Not Yet Issued & Short Term Costs Proposed				\$130,310	\$381,320	\$480,708	\$467,208	\$453,708
					\$34,650	\$152,150	\$142,600	\$135,700
Total Sewer Debt Service				\$1,175,000	\$1,200,000	\$1,182,658	\$1,254,684	\$1,235,678
								\$1,191,423

Town of Needham
Capital Improvement Plan
January 2009

Table V
Water Fund Capital Projects
Proposed Funding by Debt
FY 2010

Project	Amount	Years	Bond Rate	Estimated Debt Service Schedule					
				2009	2010	2011	2012	2013	2014
Water Enterprise									
Water Distribution System Rehabilitation	\$1,000,000	10	6.50%				65,000	165,000	158,500
Projected New Water Debt Service	\$1,000,000				\$65,000	\$165,000		\$158,500	
Water Enterprise Fund Debt									
Authorized & Issued (refer to schedule)				\$1,276,098	\$1,328,879	\$1,007,960	\$1,022,592	\$711,005	\$653,573
Authorized Not Yet Issued & Short Term Costs Proposed				\$73,902	\$171,121	\$469,010	\$405,337	\$472,502	\$451,191
Total Water Debt Service				\$1,350,000	\$1,500,000	\$1,476,970	\$1,492,929	\$1,348,507	\$1,263,264

Town of Needham
Capital Improvement Plan
January 2009

Table VI
Capital Projects
Proposed Funding by Debt Exclusion
FY 2010

Project	Amount	Years	Bond Rate	Estimated Debt Service Schedule				
				2009	2010	2011	2012	2013

General Fund Debt Excluded

Projected New General Fund Debt Service Excluded

General Fund Debt Excluded									
Authorized & Issued (refer to schedule)	\$5,937,949			\$6,338,846	\$6,151,955	\$5,255,036	\$4,970,386	\$4,841,703	
Authorized Not Yet Issued & Short Term Costs	\$970,187			\$801,109	\$2,161,950	\$2,097,600	\$2,033,250	\$1,968,900	
Proposed ****									

Total General Fund Excluded Debt Service	\$6,908,136			\$7,139,955	\$8,313,905	\$7,352,636	\$7,003,636	\$6,810,603	
---	--------------------	--	--	--------------------	--------------------	--------------------	--------------------	--------------------	--

Projected SBA Payments/Other Adjustments	\$1,110,067			\$1,110,067	\$1,110,067	\$745,381	\$745,381	\$745,381	
---	--------------------	--	--	--------------------	--------------------	------------------	------------------	------------------	--

Net General Fund Excluded Debt Service *	\$5,798,069			\$6,029,888	\$7,203,838	\$6,607,255	\$6,258,255	\$6,065,222	
---	--------------------	--	--	--------------------	--------------------	--------------------	--------------------	--------------------	--

* Before other offsets and credits

**** Although shown as proposed, the project is a place holder only until the Board of Selectmen completes its review of options.

Town of Needham
Capital Improvement Plan
January 2009

TOWN OF NEEDHAM DEBT SERVICE - SCHEDULE OF AUTHORIZED & ISSUED													
Project	Yr. Issue	Amount Issued	Serial Number	Term Maturity	Average Rate	Debt Service 2008	Debt Service 2009	Debt Service 2010	Debt Service 2011	Debt Service 2012	Debt Service 2013	Debt Service 2014	After 2014
GENERAL FUND WITHIN THE LEVY LIMIT - AUTHORIZED & ISSUED													
City Roof	May-1998	\$214,000	Jun-1998	Jun-2008	4.47%	\$27,219	\$26,125 PAID						
Fire Truck #2	May-1998	\$300,000	Jun-1998	Jun-2008	4.46%	\$32,663	\$31,350 PAID						
High School Gym Roof	Nov-1998	\$171,500	Jun-1999	Jun-2008	4.48%	\$16,331	\$15,675 PAID						
High School Roof Repairs	May-1998	\$805,000	Jun-1998	Jun-2008	4.38%	\$129,750	\$104,500 PAID						
Tiler V - HWYPAT 75-97-1027 - R	May-1997	\$85,894	Dec-1998	Aug-2019 (see note)		\$7,999	\$7,759	\$7,519	\$7,305	\$7,056	\$6,794	\$6,530	\$33,216
Storm Water - HWYPAT 98-92 (Restructured)	May-1998	\$364,978	Sep-2001	Aug-2019 (see note)		\$27,910	\$36,857	\$36,878	\$34,831	\$34,506	\$33,750	\$32,889	\$192,094
High School HVAC	Nov-2001	\$330,000	May-2003	Nov-2008	2.03%	\$51,988	\$70,744 PAID						
High School HVAC	May-2002	\$330,000	May-2003	Nov-2007	1.98%	\$70,700	PAID						
High School Repair	Feb-2001	\$750,000	May-2003	Nov-2008	2.12%	\$105,531	\$128,203	\$75,938 PAID					
Robled School Modular Classrooms	Nov-2001	\$1,712,000	May-2003	Nov-2010	2.31%	\$220,225	\$235,888	\$299,925	\$228,150 PAID				
Fire Engine	May-2004	\$365,000	Dec-2004	Dec-2008	3.30%	\$104,100	\$66,300 PAID						
Road Improvement Program	May-2001	\$455,000	Dec-2004	Dec-2008	3.39%	\$115,850	\$107,100 PAID						
Road Improvements - Parallel Area	May-1999	\$129,000	Dec-2004	Dec-2008	3.87%	\$31,650	\$30,600 PAID						
Road Improvements (Series I)	May-2004	\$400,000	Dec-2004	Dec-2008	3.40%	\$105,500	\$102,000 PAID						
Sidewalk Improvement (Series I)	May-2004	\$115,000	Dec-2004	Dec-2008	3.30%	\$31,450	\$25,500 PAID						
Police Fire Carvesek Repairs	May-2003	\$400,000	Jun-2005	Jun-2010	3.17%	\$97,800	\$85,200	\$82,600 PAID					
Road & Intersection Improvements	May-2003	\$530,000	Jun-2005	Jun-2010	3.13%	\$109,750	\$106,500	\$103,250 PAID					
Ambulance	May-2005	\$320,250	Dec-2005	Feb-2010	3.41%	\$33,075	\$32,025	\$31,013 PAID					

Town of Needham
Capital Improvement Plan
January 2009

TOWN OF NEEDHAM DEBT SERVICE - SCHEDULE OF AUTHORIZED & ISSUED														
Project	To: Year	Amount Issued	Start Issued	End Issued	Rate	Average Rate	Debt Service 2008	Debt Service 2009	Debt Service 2010	Debt Service 2011	Debt Service 2012	Debt Service 2013	Debt Service 2014	Year 2014
Police Fire Complex Renairs	May-2004	\$110,000	Dec-2005	Feb-2010	3.42%		\$32,736	\$31,688	\$20,675 PAID					
Road Improvements	May-2005	\$468,400	Dec-2005	Feb-2015	3.48%		\$117,598	\$103,923	\$100,716	\$32,510	\$11,460	\$11,110	\$10,750	\$10,380
Road Improvements (Series II)	May-2004	\$485,000	Dec-2005	Feb-2010	3.41%		\$132,300	\$128,100	\$124,050 PAID					
Sidewalk Improvements	May-2005	\$123,300	Dec-2005	Feb-2010	3.42%		\$33,075	\$32,025	\$31,013 PAID					
Sidewalk Improvements (Series II)	May-2004	\$50,000	Dec-2005	Feb-2010	3.43%		\$16,200	\$10,675	\$10,338 PAID					
Public Works Bucket Truck	May-2004	\$122,000	Nov-2004	May-2009	4.28%		\$29,443	\$57,338 PAID						
Roads, Bridges, Sidewalks & Intersections (Series I)	May-2006	\$500,000	Nov-2006	May-2010	4.11%		\$116,500	\$112,250	\$208,000 PAID					
School Technology Replacement	May-2006	\$166,000	Nov-2006	May-2009	4.30%		\$41,528	\$46,913 PAID						
Mitchell School Roof	Nov-2006	\$380,000	Jun-2007	Nov-2011	4.31%		\$140,046	\$132,106	\$127,219	\$122,331	\$117,444 PAID			
Roads, Bridges, Sidewalks & Intersections (Series II)	May-2006	\$340,000	Jun-2007	May-2011	4.33%		\$96,440	\$94,031	\$90,419	\$86,806 PAID				
Roads, Bridges, Sidewalks & Intersections	May-2007	\$1,180,000	Dec-2007	Jun-2010	3.31%		\$362,875	\$404,538	\$387,188 PAID					
Rosemary Pool Repairs	May-2001	\$3,000	Dec-2007	Jun-2008	3.44%		\$2,033 PAID							
Ambulance & Ems Reporting System	May-2008	\$160,000	Nov-2008	Aug-2010	3.40%				\$85,300	\$81,400				
Public Services Administrative Building Design	May-2008	\$120,000	Nov-2008	Aug-2010	3.40%				\$63,975	\$61,050				
Hillside & Mitchell Schools Paving Work	May-2008	\$90,000	Nov-2008	Aug-2011	3.46%				\$33,300	\$31,575	\$20,525			
GENERAL FUND DEBT SERVICE - WITHIN THE LEVY LIMIT							\$2,440,203	\$2,365,910	\$1,919,313	\$685,959	\$200,990	\$51,654	\$50,169	\$235,689

Town of Needham
Capital Improvement Plan
January 2009

TOWN OF NEEDHAM DEBT SERVICE - SCHEDULE OF AUTHORIZED & ISSUED		T.M. Vote		Amount Issued		Bond Issued		Final		Average	
Project						Maturity		Maturity		Rate	

GENERAL FUND DEBT EXCLUDED FROM THE LEVY LIMIT - AUTHORIZED & ISSUED	Project	T.M. Vote	Amount Issued	Bond Issued	Final Maturity	Average Rate	Debt Service		Debt Service		Debt Service		Debt Service		Debt Service		Debt Service		Debt Service	
							2008	2009	2010	2011	2012	2013	2014	2014						
High School Renovations		May-2000	\$5,350,000	Jun-2001	Jun-2011	4.00%	\$620,600	\$599,200	\$577,800	\$556,400	PAID									
Land Acquisition (Wuwei)		Nov-2000	\$1,930,000	Jun-2001	Jun-2011	4.00%	\$220,400	\$212,800	\$205,200	\$197,600	PAID									
Broadmeadow School		May-2000	\$14,000,000	Nov-2003	Nov-2023	4.09%	\$1,159,850	\$1,136,100	\$1,111,600	\$1,089,725	\$1,066,100	\$1,040,725	\$1,013,600	\$98,544,200						
Library Project (Series I)		May-2003	\$11,000,000	Dec-2004	Dec-2019	3.90%	\$810,963	\$1,178,289	\$1,349,763	\$1,118,181	\$1,094,563	\$1,056,038	\$1,026,494	\$5,470,369						
Ellis School		May-2000	\$5,500,000	Jun-2005	Jun-2025	3.82%	\$459,319	\$450,381	\$446,444	\$441,744	\$408,894	\$399,794	\$390,694	\$3,856,531						
Library Project (Series I)		May-2003	\$750,000	Dec-2005	Feb-2015	3.59%	\$94,118	\$106,668	\$103,799	\$100,930	\$102,955	\$99,805	\$91,565	\$93,420						
High School (Series I)		May-2003	\$10,000,000	Nov-2006	May-2026	4.01%	\$900,950	\$879,700	\$866,450	\$807,250	\$865,875	\$845,250	\$823,250	\$7,854,375						
Library Project (Series III)		May-2003	\$114,000	Nov-2006	May-2008	4.31%	\$60,465	PAID												
High Rock School - Designs		Nov-2006	\$45,000	Dec-2007	Jun-2012	3.28%	\$731	\$16,463	\$10,975	\$10,650	\$10,325	PAID								
High Rock & Roland School Projects		May-2007	\$600,000	Dec-2007	Jun-2012	3.28%	\$9,750	\$169,500	\$164,625	\$159,750	\$154,875	PAID								
High Rock School - Designs		Nov-2006	\$480,000	Jun-2008	Dec-2026	3.91%		\$47,663	\$41,406	\$40,594	\$39,781	\$38,969	\$38,156	\$409,500						
High Rock & Roland School Projects		May-2007	\$1,120,000	Jun-2008	Dec-2026	3.91%		\$101,050	\$98,575	\$96,625	\$94,675	\$92,725	\$90,775	\$954,000						
High School (Series IIA)		Nov-2003	\$9,000,000	Jun-2008	Dec-2024	3.89%		\$856,875	\$835,013	\$817,788	\$800,563	\$783,338	\$766,113	\$7,098,600						
High School (Series IIB)		Feb-2005	\$2,000,000	Jun-2008	Dec-2026	3.91%		\$183,363	\$173,906	\$170,494	\$167,081	\$163,669	\$160,256	\$1,719,900						
High Rock & Roland School Projects (Series III)		May-2007	\$5,000,000	Nov-2008	Aug-2027	4.68%			\$511,291	\$468,625	\$459,350	\$450,075	\$440,800	\$4,922,994						
EXCLUDED DEBT							\$4,396,148	\$5,937,949	\$6,338,846	\$6,151,955	\$5,255,036	\$4,970,386	\$4,844,703	\$40,823,889						

Town of Needham
Capital Improvement Plan
January 2009

TOWN OF NEEDHAM DEBT SERVICE - SCHEDULE OF AUTHORIZED & ISSUED

Project	C.M. Vote	Amount Issued	Bond Issued	Final Maturity	Average Rate
---------	-----------	---------------	-------------	----------------	--------------

RTS FUND DEBT FEE SUPPORTED - AUTHORIZED & ISSUED

						DEBT SERVICE 2008	DEBT SERVICE 2009	DEBT SERVICE 2010	DEBT SERVICE 2011	DEBT SERVICE 2012	DEBT SERVICE 2013	DEBT SERVICE 2014	After 2014
RTS Scale Replacement	May-2008	\$56,000	Dec-2009	Feb-2009	3.45%	\$21,206	\$15,506 PAID						
Transfer Trailer and Sealing Pad	May-2004	\$36,000	Dec-2005	Feb-2009	3.45%	\$10,688	\$10,338 PAID						
Wood Gravel	May-2004	\$157,000	Dec-2005	Feb-2009	3.44%	\$53,438	\$51,688 PAID						
RTS Construction Equipment	May-2007	\$200,000	Dec-2007	Jan-2011	3.30%	\$53,250	\$54,875	\$53,250	\$51,625 PAID				
RTS DEBT SERVICE						\$138,593	\$132,406	\$53,250	\$51,625				

Town of Needham
Capital Improvement Plan
January 2009

TOWN OF NEEDHAM DEBT SERVICE - SCHEDULE OF AUTHORIZED & ISSUED	Project	T.M. Year	Amount Issued	Bond Issued	Final Maturity	Average Rate	DEBT SERVICE									
							2008	2009	2010	2011	2012	2013	2014	After 2014		

SEWER FUND DEBT SERVICE FEE SUPPORTED - AUTHORIZED & ISSUED																				
West Street Force Sewer Main		May-1998	\$891,800	Jun-1999	Jun-2019	4.633%	\$70,006	\$68,256	\$71,456	\$69,375	\$67,238	\$70,100	\$67,700	\$352,000						
West Street Sewer Pump Station		May-1998	\$1,939,000	Jun-1999	Jun-2019	4.833%	\$151,665	\$152,346	\$153,296	\$153,903	\$154,153	\$154,165	\$153,895	\$768,000						
Sewer - WWPAT 95-01 (Restructured)		May-1991	\$310,656	Aug-2001	Feb-2015 (see note)		\$32,598	\$32,169	\$32,162	\$32,130	\$32,110	\$32,080	\$32,061	\$32,021						
Sewer System Rehab - U1 Work (Series 1)		May-2003	\$400,000	Jun-2004	Nov-2007	3.00%	\$50,750 PAID													
Sewer - WWPAT 97-13 (Restructured)		Oct-1996	\$87,200	Nov-2004	Aug-2018 (see note)		\$7,079	\$6,955	\$6,805	\$6,815	\$6,406	\$6,558	\$6,509	\$31,533						
Sewer - WWPAT 97-33 (Restructured)		Oct-1996	\$180,300	Nov-2004	Aug-2018 (see note)		\$18,929	\$18,630	\$18,001	\$18,160	\$17,194	\$17,593	\$17,427	\$83,518						
Sewer - WWPAT 97-63 (Restructured 2)		May-1997	\$1,015,778	Nov-2004	Aug-2018 (see note)		\$106,959	\$105,269	\$101,808	\$102,444	\$97,017	\$99,729	\$98,417	\$473,073						
Sewer - WWPAT 98-18 (Restructured)		May-1997	\$180,200	Nov-2004	Aug-2018 (see note)		\$13,643	\$13,411	\$12,944	\$13,071	\$12,388	\$12,793	\$12,594	\$60,370						
Sewer System Rehab - U1 Work (Series 1)		May-2003	\$425,000	Jun-2005	Jun-2014	3.14%	\$54,725	\$53,263	\$46,800	\$45,500	\$44,200	\$42,800	\$41,400							
Sewer Pump Station		May-2005	\$484,550	Dec-2005	Feb-2015	3.39%	\$65,227	\$68,477	\$66,621	\$64,765	\$62,840	\$60,915	\$58,935	\$51,900						
Sewer Rehabilitation - Rte 128 Area (Series 1)		Nov-2005	\$2,000,000	Jun-2007	Nov-2022	4.35%	\$343,279	\$319,413	\$308,788	\$161,138	\$141,781	\$142,638	\$138,388	\$973,556						
Sewer Pump Station Design - CMA		May-2003	\$10,000	Dec-2007	Jun-2008	3.44%	\$10,163 PAID													
Sewer Rehabilitation - Rte 128 Area (Series 1)		Nov-2005	\$400,000	Dec-2007	Jun-2009	3.34%	\$205,500	\$205,500 PAID												
SEWER DEBT SERVICE							\$1,130,922	\$1,044,690	\$818,680	\$667,200	\$635,326	\$639,370	\$627,315	\$2,825,972						

Town of Needham
Capital Improvement Plan
January 2009

TOWN OF NEEDHAM DEBT SERVICE - SCHEDULE OF AUTHORIZED & ISSUED							Total		Average					
Project	T.M. Year	Amount Issued	Bond Issued	Maturity	Rate	Rate	2008	2009	2010	2011	2012	2013	2014	After 2014
Water System Rehab - Warren Area (Series III)	May-2005	\$5,000	Dec-2007	Jun-2008	3.44%		\$5,081	PAID						
Water System Rehab - Webster Area (Series II)	May-2003	\$100,000	Dec-2007	Jun-2012	3.28%		\$1,625	\$28,250	\$27,438	\$26,625	\$25,813	PAID		
Water Treatment Plant Computer System (Series II)	May-2004	\$10,000	Dec-2007	Jun-2008	3.34%		\$5,163	\$5,163	PAID					
Water System Rehabilitation - Rio 128 Area	May-2006	\$220,000	Nov-2008	Aug-2012	3.48%		\$1,301,530	\$1,276,098	\$1,328,879	\$1,007,960	\$1,022,592	\$711,005	\$653,573	
TOTAL							\$9,347,442	\$10,757,054	\$10,458,968	\$8,564,795	\$7,113,944	\$6,372,416	\$6,172,759	\$47,483,594

Note: Massachusetts Water Pollution Abatement Trust (MWPAT) loans include many characteristics and multiple loans and are frequently refinanced by the Trust. The program provides grants and other financial assistance which in effect results in low or no interest rate loans. Under the program the town usually pays less than 2 percent from the Trust.

Town of Needham
Capital Improvement Plan
January 2009

**Town of Needham
Current Long Term Debt Service Obligations
Inclusive of November 2008 Bond Issue**

Fiscal Year	General	Excluded	CPA	RTS	Sewer	Water	Total
FY 2008	\$2,440,263	\$4,336,145		\$138,581	\$1,130,922	\$1,301,530	\$9,347,442
FY 2009	\$2,365,910	\$5,937,949		\$132,406	\$1,044,690	\$1,276,098	\$10,757,054
FY 2010	\$1,919,313	\$6,338,846		\$53,250	\$818,680	\$1,328,879	\$10,458,968
FY 2011	\$685,959	\$6,151,955		\$51,625	\$667,300	\$1,007,960	\$8,564,799
FY 2012	\$200,990	\$5,255,036			\$635,326	\$1,022,592	\$7,113,944
FY 2013	\$51,654	\$4,970,386			\$639,370	\$711,005	\$6,372,416
FY 2014	\$50,169	\$4,841,703			\$627,315	\$653,573	\$6,172,759
FY 2015	\$52,295	\$4,759,539			\$576,162	\$645,688	\$6,033,683
FY 2016	\$40,075	\$4,539,019			\$486,187	\$591,288	\$5,656,568
FY 2017	\$38,365	\$4,406,669			\$479,802	\$582,538	\$5,507,373
FY 2018	\$36,541	\$4,272,650			\$471,169	\$583,513	\$5,363,872
FY 2019	\$34,994	\$4,106,294			\$462,008	\$578,663	\$5,181,957
FY 2020	\$33,421	\$3,917,938			\$111,488	\$117,763	\$4,180,608
FY 2021		\$2,989,294			\$82,856	\$138,094	\$3,210,244
FY 2022		\$2,880,219			\$79,725	\$132,875	\$3,092,819
FY 2023		\$2,775,569			\$76,575	\$127,625	\$2,979,769
FY 2024		\$2,660,681					\$2,660,681
FY 2025		\$1,872,094					\$1,872,094
FY 2026		\$1,009,225					\$1,009,225
FY 2027		\$468,200					\$468,200
FY 2028		\$266,500					\$266,500

Town of Needham
Capital Improvement Plan
January 2009

**Previously Approved Debt Funded Capital
Open Projects
Authorized Balance Not Yet Issued**

Approved	Project	Authorized	Balance
2001	Rosemary Pool Complex - Design	\$100,000	\$72,500
2003	Dedham Avenue Parking Lot	\$180,000	\$46,500
2003	Richardson Drive Sewer Pump Station	\$500,000	\$500,000
2003	St. Mary's Water Pumping Station Design	\$300,000	\$180,000
2003	Webster Street Water System Design and Engineering	\$105,000	\$11,000
2004	High School Renovation	\$51,300,000	\$1,594,604
2004	Library New Facility	\$15,700,000	\$42,497
2004	Sewer System Rehabilitation	\$1,000,000	\$175,000
2006	GPA Sewer Pump Station	\$984,550	\$500,000
2006	High School Construction Supplement	\$10,700,000	\$6,412,750
2006	Ridge Hill Rehabilitation	\$126,875	\$115,000
2006	Rte 128 Sewer System Improvements	\$3,500,000	\$655,000
2006	Warren Street Water System Improvements	\$913,500	\$45,000
2007	Mitchell School Roof Repair	\$700,000	\$90,000
2007	Public Works Vehicle & Equipment	\$140,000	\$18,000

Town of Needham
Capital Improvement Plan
January 2009

**Previously Approved Debt Funded Capital
Open Projects
Authorized Balance Not Yet Issued**

Approved	Project	Authorized	Balance
2007	Rte 128 Water System Improvements	\$3,000,000	\$1,270,000
2007	Water Service Connections	\$205,000	\$55,000
2008	High Rock & Pollard School Projects	\$20,475,000	\$13,755,000
2008	RTS Construction Equipment	\$230,000	\$30,000
2008	Sewer System Rehabilitation I/I Work	\$1,806,800	\$1,756,800
2009	Ambulance & EMS Reporting System	\$205,000	\$45,000
2009	Collection Packer Equipment	\$225,000	\$225,000
2009	Hillside & Mitchell School Parking & Play Area Improvements	\$160,000	\$70,000
2009	Municipal Parking Lot Improvements	\$105,000	\$105,000
2009	Public Safety Building Roof	\$535,000	\$535,000
2009	Public Services Administration Bldg	\$5,725,000	\$5,725,000
2009	Public Services Administration Bldg (Design)	\$500,000	\$380,000
2009	Road, Bridges, Sidewalks and Intersection Improvement	\$820,000	\$820,000
2009	Street & Traffic Light Improvements	\$105,000	\$105,000
2009	Wastewater Pump Station At GPA	\$770,000	\$770,000

Town of Needham
 Capital Improvement Plan
 January 2009

**Previously Approved Debt Funded Capital
 Open Projects
 Authorized Balance Not Yet Issued**

Approved	Project	Authorized	Balance
2009	Water Main Improvements	\$1,900,000	\$1,900,000
2009	Water Storage Tank Cleaning & Painting	\$730,000	\$730,000
Total		\$125,255,455	\$38,734,651

The above projects are in various stages of completion and therefore the amount and timing of each Note and Bond issue have not yet been determined. The debt retirement will be structured to fit within the proposed budget allocation shown in the debt tables.

This page is intentionally blank.

Comparative Demographic & Expenditure Data

Community	FY09 Average Single Family Tax Bill (1)		1999 Median Family Income (1)		FY07-08 Per-Pupil Expenditure (2)		FY08 Student Teacher Ratio (2)		2008 MCAS (2)		2007 Combined SAT (2)		FY08-09 Teacher Starting Salary with Masters (3)		FY08-09 Teacher Starting Salary with Masters + 30 (3)		FY08-09 Teacher Top Salary with Masters + 30 (3)		
	Amount	Rank	Amount	Rank	Amount	Rank	Ratio	Rank	Score	Rank	SAT	Rank	Salary	Rank	Salary	Rank	Salary	Rank	
Belmont	\$8,951	9	\$95,057	14	\$11,301	13	15.7 to 1	21	82.3	5	1743	10	\$46,783	6	\$81,266	3	\$49,360	8	\$85,367
Brookline	\$11,590	3	\$92,993	15	\$15,431	4	12.9 to 1	5	76.7	15	1727	12	\$47,068	4	\$80,111	6	\$50,093	4	\$86,597
Concord *	\$10,708	5	\$115,839	5	\$17,486	1	12.1 to 1	1	79.8	10	1797	4	\$46,055	7	\$86,258	1	\$48,414	10	\$90,683
Dedham	\$5,203	18	\$72,330	19	\$13,893	8	13.0 to 1	7	63.9	19	1421	21	\$47,145	3	\$71,492	16	\$49,427	7	\$76,612
Dover **	\$11,194	4	\$157,168	2	\$15,084	5	13.9 to 1	12	82.1	7	1796	5	\$47,468	1	\$78,945	8	\$50,261	2	\$84,860
Framingham	\$4,735	20	\$67,420	21	\$14,621	6	12.5 to 1	4	58.4	21	1564	19	\$44,572	11	\$71,348	17	\$47,623	14	\$73,859
Holliston	\$6,157	16	\$84,878	17	\$11,217	15	13.4 to 1	8	73.8	17	1673	15	\$42,175	19	\$75,998	13	\$46,671	17	\$80,471
Hopkinton	\$7,508	14	\$102,550	13	\$11,365	12	14.4 to 1	16	79.1	11	1663	16	\$44,136	14	\$71,988	15	\$49,553	5	\$77,413
Lexington	\$9,109	8	\$111,899	7	N/A	18	12.4 to 1	2	84.6	2	1863	1	\$44,526	12	\$77,057	10	\$47,177	15	\$82,027
Medfield	\$8,057	11	\$108,926	9	\$9,967	17	15.1 to 1	20	80.2	9	1692	13	\$44,133	15	\$73,719	14	\$47,115	16	\$79,932
Natick	\$5,223	17	\$85,715	16	N/A	19	14.3 to 1	15	73.9	16	1591	18	\$45,012	10	\$70,195	18	\$49,513	6	\$77,213
Needham	\$6,907	15	\$107,570	10	\$12,552	11	14.5 to 1	17	78.7	13	1731	11	\$44,261	13	\$76,187	12	\$47,676	13	\$80,362
Newton	\$8,043	12	\$105,289	11	\$15,498	3	12.4 to 1	3	78.8	12	1790	7	\$46,837	5	\$79,891	7	\$50,395	1	\$84,822
Norwood	\$3,268	21	\$70,164	20	N/A	20	13.5 to 1	11	58.5	20	1516	20	\$40,359	20	\$69,070	21	\$43,274	21	\$71,986
Sherborn **	\$12,446	2	\$136,211	3	\$12,700	10	14.6 to 1	18	84.4	3	1796	5	\$47,468	1	\$78,945	8	\$50,261	2	\$84,860
Walpole	\$5,159	19	\$84,458	18	\$11,232	14	14.9 to 1	19	70.0	18	1596	17	\$39,501	21	\$69,766	20	\$43,829	20	\$73,422
Wayland	\$10,603	6	\$113,671	6	N/A	21	13.4 to 1	9	82.2	6	1778	8	\$43,913	17	\$80,838	4	\$45,905	18	\$88,935
Wellesley	\$9,907	7	\$134,769	4	\$13,916	7	13.9 to 1	13	77.8	14	1822	3	\$45,349	9	\$80,811	5	\$49,350	9	\$87,048
Weston	\$15,293	1	\$181,041	1	\$17,017	2	12.9 to 1	6	83.1	4	1834	2	\$45,713	8	\$81,789	2	\$48,293	11	\$87,205
Westwood	\$7,928	13	\$103,242	12	\$13,305	9	13.4 to 1	10	80.9	8	1681	14	\$42,210	18	\$76,273	11	\$45,902	19	\$80,106
Winchester	\$8,541	10	\$110,226	8	\$10,865	16	14.2 to 1	14	86.4	1	1757	9	\$44,106	16	\$70,015	19	\$48,276	12	\$76,970

(1) Source: Commonwealth of Massachusetts Department of Revenue Website

(2) Source: Commonwealth of Massachusetts Department of Education Website

(3) Source: Informal telephone survey to school districts

* - Concord-Carlisle

** - Dover-Sherborn

Per Pupil Expenditures

The Department of Elementary and Secondary Education (DESE) calculates per pupil expenditures using data provided in the end of year pupil and final reports prepared by each school system. Needham Public Schools are in the middle of the range of comparable communities offering high quality education programs. Our spending is above the state average, but below many of our neighboring counterparts. Thus, we offer high value per dollar expended.

Needham Per Pupil Expenditure by Function: FY 2007/09 (Source: Department of Elementary & Secondary Education)

Final FY08 Expenditures Per Pupil by Function	General Fund Approp (1)	Needham Grants & Revolving	Needham All Fund Total	% of Total	Needham Per Pupil Expenditure	State Average
Administration	2,680,095	59,624	\$2,739,719	4.27%	543.28 (2)	419.50
Instructional Leadership	4,131,405	615,987	\$4,747,392	7.39%	941.40 (2)	799.95
Classroom & Specialist Teachers	22,419,409	1,107,283	\$23,526,692	36.64%	4,665.31 (2)	4,708.48
Other Teaching Services	3,883,747	1,013,300	\$4,897,047	7.63%	971.08 (2)	889.44
Professional Development	601,471	151,621	\$753,092	1.17%	149.34 (2)	222.44
Instructional Materials, Equipment & Technology	1,127,351	1,030,403	\$2,157,754	3.36%	427.88 (2)	367.14
Guidance, Counseling & Testing	1,896,801	75,830	\$1,972,631	3.07%	391.17 (2)	338.06
Pupil Services	1,851,431	2,726,777	\$4,578,208	7.13%	907.85 (2)	1,142.47
Operations & Maintenance	5,852,371	56,057	\$5,908,428	9.20%	1,171.63 (2)	1,063.03
Insurance, Retirement Programs & Other	8,863,127	55,840	\$8,918,967	13.89%	1,768.62 (2)	2,084.65
Payments to Out of District Schools	<u>2,539,090</u>	<u>1,467,763</u>	<u>\$4,006,853</u>	<u>6.24%</u>	<u>55,266.94 (3)</u>	<u>20,260.64</u>
Total	\$55,846,298	\$8,360,485	\$64,206,783	100.00%	\$12,551.66 (4)	12,497.21

(1) Includes School Operating Budget, plus Town expenditures on behalf of the schools.

(2) Based on In District FTE Average Membership = 5042.9

(3) Based on Out of District FTE Average Membership = 72.5

(4) Based on Total FTE Average Membership = 5115.4

Trend in Needham Per Pupil Expenditures by Function, FY06-08 (Source: Department of Elementary & Secondary Education)

Final FY08 Expenditures Per Pupil by Function, FY05-08	FY06	FY07	FY08	% Chg 06-07	% Chg 07-08	2Yr % Chg 06-08
Administration	\$2,400,800	\$2,375,604	\$2,739,719	-1.0%	15.3%	14.1%
Instructional Leadership	\$4,274,427	\$4,434,753	\$4,747,392	3.8%	7.0%	11.1%
Classroom & Specialist Teachers	\$21,379,600	\$22,870,175	\$23,526,692	7.0%	2.9%	10.0%
Other Teaching Services	\$4,475,164	\$4,500,413	\$4,897,047	0.6%	8.8%	9.4%
Professional Development	\$662,646	\$616,286	\$753,092	-7.0%	22.2%	13.6%
Instructional Materials, Equipment & Technology	\$1,689,160	\$2,234,912	\$2,157,754	32.3%	-3.5%	27.7%
Guidance, Counseling & Testing	\$1,638,708	\$1,784,223	\$1,972,631	8.9%	10.6%	20.4%
Pupil Services	\$4,084,290	\$4,129,114	\$4,578,208	1.1%	10.9%	12.1%
Operations & Maintenance	\$5,184,100	\$6,021,092	\$5,908,428	16.1%	-1.9%	14.0%
Insurance, Retirement Programs & Other	\$7,452,668	\$8,222,370	\$8,918,967	10.3%	8.5%	19.7%
Payments to Out of District Schools	\$3,211,471	\$3,928,794	\$4,006,853	22.3%	2.0%	24.8%
Total Expenditures	\$56,453,034	\$61,117,736	\$64,206,783	8.3%	5.1%	13.7%
Total Average Membership, in and out of District	4,999.70	5,063.70	5,115.40			
Total Expenditure Per Pupil	\$11,291	\$12,070	\$12,552			

Comparative Per Pupil Expenditures, FY00-FY08 (Source: Department of Elementary & Secondary Education)

Community	FY00 (1)	FY01 (1)	FY02 (2)	FY03 (2)	FY04 (2)	FY05 (3)	FY06 (3)	FY06 (3)	FY07 (3)	FY08 (3)
Concord	\$9,614	\$10,275	\$9,640	\$10,157	\$10,567	\$13,037	\$14,411	\$14,411	\$15,514	\$17,486
Weston	\$10,190	\$11,018	\$10,909	\$11,404	\$12,077	\$14,414	\$16,073	\$16,073	\$16,467	\$17,017
Newton	\$9,471	\$10,116	\$10,140	\$11,140	\$11,431	\$13,533	\$13,822	\$13,822	\$14,524	\$15,498
Brookline	\$9,831	\$10,550	\$10,268	\$10,578	\$11,107	\$13,836	\$14,929	\$14,929	\$15,098	\$15,431
Dover	\$9,171	\$9,942	\$8,603	\$9,856	\$10,253	\$12,786	\$15,559	\$15,559	\$14,615	\$15,084
Framingham	\$8,795	\$8,986	\$8,945	\$9,699	\$10,518	\$13,681	\$13,621	\$13,621	\$14,169	\$14,621
Wellesley	\$8,746	\$9,298	\$9,244	\$9,589	\$9,802	\$11,243	\$11,494	\$11,494	\$12,776	\$13,916
Dedham	\$8,226	\$8,783	\$8,524	\$8,761	\$9,488	\$11,637	\$12,594	\$12,594	\$13,393	\$13,893
Westwood	\$9,076	\$8,839	\$8,976	\$9,564	\$9,747	\$11,592	\$11,885	\$11,885	\$12,436	\$13,306
Sherborn	\$9,172	\$9,936	\$8,195	\$9,211	\$8,992	\$10,061	\$15,559	\$15,559	\$12,250	\$12,700
Needham	\$8,516	\$8,847	\$8,434	\$8,721	\$9,004	\$10,788	\$11,291	\$11,291	\$12,070	\$12,552
State	\$7,450	\$7,874	\$8,005	\$8,273	\$8,591	\$10,626	\$11,211	\$11,211	\$11,865	\$12,497
Hopkinton	\$6,256	\$6,724	\$7,031	\$8,254	\$8,176	\$9,497	\$10,544	\$10,544	\$11,114	\$11,365
Walpole	\$6,574	\$6,940	\$7,641	\$7,230	\$7,603	\$9,437	\$10,277	\$10,277	\$10,470	\$11,232
Holliston	\$6,524	\$7,081	\$7,437	\$8,055	\$7,938	\$9,524	\$10,193	\$10,193	\$10,856	\$11,217
Winchester	\$7,937	\$8,390	\$7,937	\$8,278	\$8,646	\$9,884	\$10,139	\$10,139	\$10,886	\$10,865
Medfield	\$5,905	\$6,046	\$6,114	\$6,517	\$6,761	\$8,082	\$8,597	\$8,597	\$9,472	\$9,967
Lexington	\$8,773	\$9,568	\$9,482	\$9,686	\$8,797	\$11,929	\$12,600	\$12,600	\$12,768	N/A
Natick	\$8,266	\$8,364	\$8,088	\$9,319	\$8,637	\$10,290	\$11,092	\$11,092	\$11,829	N/A
Norwood	\$7,682	\$7,598	\$7,246	\$7,894	\$8,004	\$10,648	\$11,028	\$11,028	\$12,052	N/A
Wayland	\$8,132	\$8,743	\$8,711	\$10,042	\$9,944	\$11,599	\$12,317	\$12,317	\$13,214	N/A
Average of 20	FY00	FY01	FY02	FY03	FY04	FY05	FY06	FY06	FY07	FY08
Needham	\$8,343	\$8,802	\$8,578	\$9,198	\$9,375	\$11,375	\$12,401	\$12,401	\$12,799	\$13,506
State Average	\$8,516	\$8,847	\$8,434	\$8,721	\$9,004	\$10,788	\$11,291	\$11,291	\$12,070	\$12,552
	\$7,450	\$7,874	\$8,005	\$8,273	\$8,591	\$10,626	\$11,211	\$11,211	\$11,865	\$12,497

(1) Source: Massachusetts Department of Education. These figures represent "total integrated education costs" divided by "net average membership, as a measure of the average cost of education for all children residing in a community, regardless of the district where they attend." Total integrated expenditures include school operating, grant and revolving fund expenditures; all related educational costs incurred by Town Departments (such as benefit and administrative overhead), tuition paid to other schools, and the Minuteman assessment. Net average membership is the sum of pupils in local schools, other public school districts and in special needs day and residential programs.

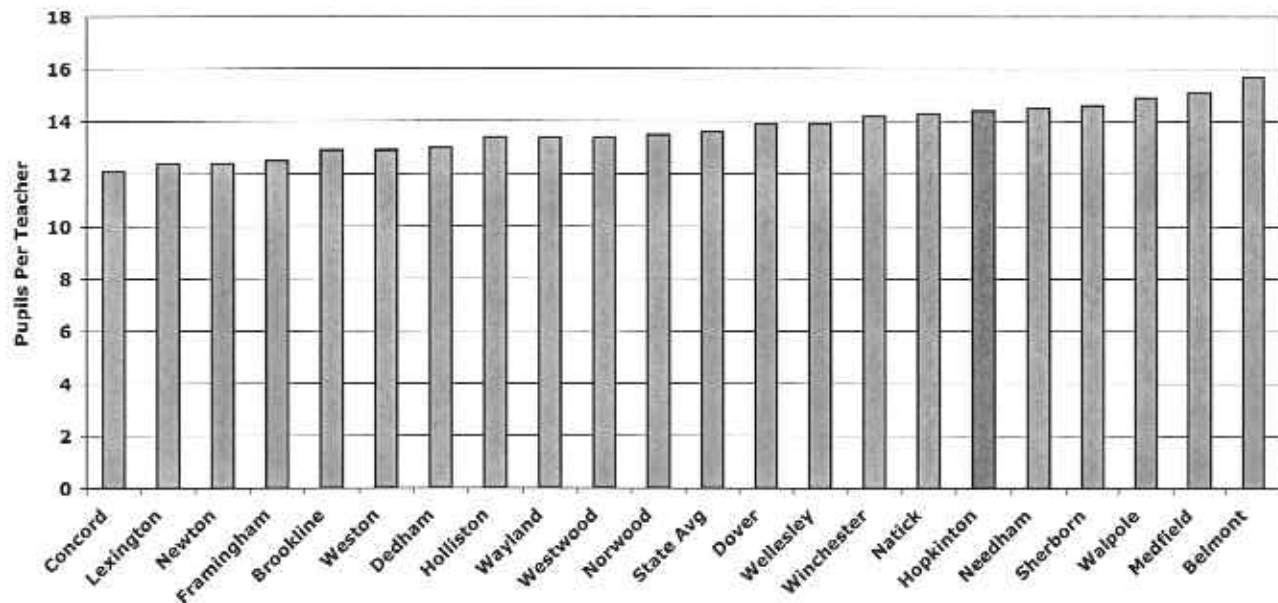
(2) Source: Massachusetts Department of Education. The integrated Cost Per Pupil calculation was discontinued in FY02. Beginning in FY02, Per Pupil Expenditures exclude children being educated outside of the district. Similarly, tuition, regional district spending, and other payments for out-of-district pupils no longer are factored into the per pupil spending statistic.

(3) Source: Massachusetts Department of Education. Beginning FY05, the per pupil expenditure methodology was changed to include all school-related expenses, including costs for local resident pupils educated out of district and municipal expenses on behalf of the schools. Expenditures also are calculated for specific functional areas.

Staffing Ratios

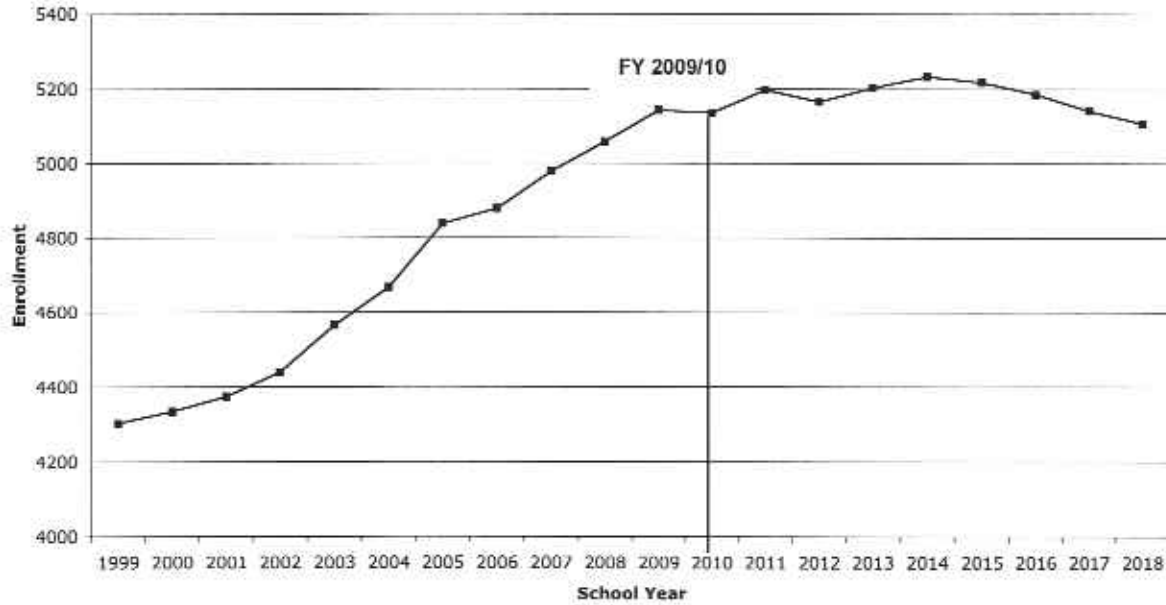
The high value per dollar expended of Needham education also is demonstrated by the following staffing ratio charts, which show that, in FY08, there are more students assigned to each teacher in Needham, on average, than in surrounding communities. Needham's average student to teacher ratio (14.5:1, which includes special education classrooms) also is higher than the average ratio from comparable communities (13.6:1.) Source: MA Department of Elementary and Secondary Education

2007-08 Student Teacher Ratios: Comparable Communities
X Students: Teacher



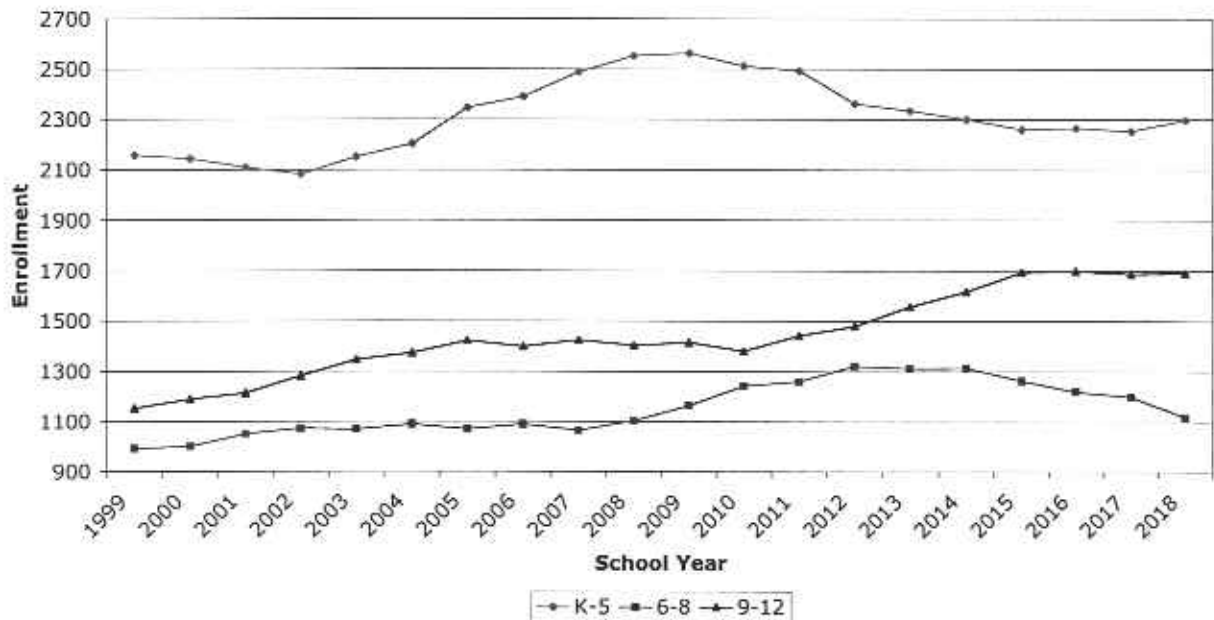
FY10 School Department Enrollment

Needham Public Schools Enrollment
(Excluding Preschool & Out of District)
1998/99 - 2017/18



Enrollment in Needham has grown steadily over the past ten years, averaging approximately 1.7% per year, or a total of 840 pupils (19.5%) since FY98/99. Going forward, enrollment growth is expected to flatten out, driven primarily by slowing or declining enrollments at the elementary level. Most of the enrollment growth going forward is projected to occur at the secondary level. However, new development, which expands the affordable housing stock, may accelerate the rate of enrollment growth beyond this estimate. Summary enrollment data is presented below, for historical and projected school years. Detail tables by school and grade for both the current school year (October 1, 2007) and the projected budget year

Needham Public Schools Enrollment
(Excluding Preschool & Out of District)
1998/99 - 2017/18



Summary enrollment data is presented below, for historical and projected school years.

FY	Kindergarten	Elementary	Middle	High	Total	Inc/(Dec)	% Inc/(Dec)
2010(1)	391	2,137	1,172	1,433	5,136	77	1.5%
2009	399	2,152	1,104	1,404	5,059	56	1.1%
2008	380	2,150	1,084	1,389	5,003	24	0.5%
2007	456	2,031	1,066	1,426	4,979	100	2.0%
2006	414	1,976	1,090	1,399	4,879	41	0.8%
2005	433	1,912	1,070	1,423	4,838	171	3.7%
2004	394	1,809	1,090	1,374	4,667	102	2.2%
2003	383	1,767	1,069	1,346	4,565	126	2.8%
2002	339	1,743	1,074	1,283	4,439	65	1.5%
2001	346	1,763	1,051	1,214	4,374	40	0.9%
2000	323	1,821	1,000	1,190	4,334	31	0.7%
1999	315	1,842	992	1,154	4,303	22	0.5%
1998	361	1,813	943	1,164	4,281	171	4.2%
1997	333	1,788	907	1,082	4,110	61	1.5%
1996	383	1,732	898	1,036	4,049	158	4.1%
1995	349	1,626	910	1,006	3,891	95	2.5%
1994	319	1,617	891	969	3,796	90	2.4%

(1) Source: FY94-FY09, Needham Public Schools October 1 enrollments. Exclude preschool & out of district students. FY10, Proj Future School Needs Committee

Plans of High School Graduates:

Year	Number of Graduates	Four Year Colleges (%)	Two Year Colleges (%)	Military (%)	Work (%)	Other (%)
2008	339	93.0	1.5	0.6	2.1	2.7
2007	323	94.0	1.0	0.0	1.0	4.0
2006	320	93.0	0.9	0.6	1.9	1.6
2005	332	90.3	3.0	0.6	4.5	1.6
2004	289	90.3	4.2	0.3	4.1	1.1
2003	301	92.0	2.7	0.3	3.4	1.6
2002	260	85.7	5.0	1.5	6.6	1.2
2001	272	88.2	2.6	3.0	3.3	2.9
2000	267	86.9	3.4	1.5	2.6	5.6
1999	246	83.7	3.7	1.2	8.1	0.0
1998	256	89.9	1.2	0.0	4.3	0.1
1997	231	84.5	2.6	1.3	1.3	6.9
1996	229	79.6	8.3	0.0	1.7	7.0
1995	231	86.7	5.2	0.4	2.1	2.6
1994	227	82.9	4.8	1.3	0.9	4.4

Source: Needham Public Schools, Office of Student Development & Program Evaluation

State and National Testing Results:

Ten Year Comparison of SAT Scores (2008 not yet available):

Test/ Region	1998	1999	2000	2001	2002	2003	2004	2005	2006	2007
Writing	This test was first administered in 2006									
Needham									589	576
State									510	511
National									497	494
Verbal										
Needham	552	577	574	588	577	577	586	587	587	577
State	508	511	511	511	512	516	518	520	513	513
National	505	505	505	506	504	507	508	508	503	502
Math										
Needham	560	585	588	603	596	598	597	598	595	578
State	508	511	513	515	516	522	523	520	524	522
National	512	511	514	514	516	519	518	523	518	515
Combined										
Needham	1112	1162	1162	1189	1173	1173	1183	1185	1771	1731
State	1016	1022	1024	1026	1028	1038	1041	1040	1547	1546
National	1017	1016	1019	1020	1020	1026	1026	1031	1518	1511

Source: Needham Public Schools, Office of Student Development & Program Evaluation

Massachusetts Comprehensive Assessment System (MCAS) Test Score Summary:

The purpose of the MCAS tests is to increase student achievement and improve instructional practice across all grades. All fourth, eighth, and tenth grade students are required to take these tests under the 1993 Education Reform Law. The tests are based on newly established learning standards for all public schools in the Commonwealth of Massachusetts. The tests were administered for the first time in 1998.

MCAS Language Arts:

Grade/ Year	Enrolled	% Tested	Advanced (%)	Proficient (%)	Needs Imp'vment (%)	Failing/ Warning (%)	
10-2008	Needham	100	59	36	3	2	
	State	99	23	51	21	4	
08-2008	Needham	100	22	67	8	3	
	State	100	12	63	18	7	
07-2008	Needham	99	29	62	6	2	
	State	100	12	57	23	8	
06-2008	Needham	99	35	54	9	1	
	State	99	15	52	24	8	
05-2008	Needham	100	23	62	13	2	
	State	99	13	48	30	8	
04-2008	Needham	99	12	50	34	3	
	State	101	8	41	39	13	
03-2008	Needham	100	28	48	21	3	
	State	100	15	41	33	11	
10-2007	Needham	101	50	45	5	1	
	State	101	22	49	24	6	
08-2007	Needham	100	25	69	5	1	
	State	99	12	63	18	6	
07-2007	Needham	99	21	67	9	2	
	State	100	9	60	23	8	
06-2007	Needham	101	17	71	12	1	
	State	99	9	58	25	7	
05-2007	Needham	100	37	50	11	2	
	State	100	15	48	28	9	
04-2007	Needham	100	17	60	21	2	
	State	100	10	46	34	10	
10-2006	Needham	99	39	53	6	1	
	State	99	16	53	24	7	
08-2006	Needham	100	22	67	8	3	
	State	100	12	62	19	7	
07-2006	Needham	100	23	67	9	1	
	State	100	10	55	26	9	
06-2006	Needham	100	30	59	9	2	
	State	100	10	54	28	8	
05-2006	Needham	100	33	53	12	2	
	State	100	15	44	31	9	
04-2006	Needham	99	22	56	21	2	
	State	100	8	42	39	12	
10-2005	Needham	99	47	43	8	2	
	State	97	22	42	25	11	
08-2005	Needham	No Language Arts Testing in 8/2005					
	State						
06-2005	Needham	No Language Arts Testing in 6/2005					
	State						
04-2005	Needham	99	22	48	27	3	
	State	98	10	40	40	11	

Source: Needham Public Schools, Office of Student Development & Program Evaluation

MCAS Reading:

Grade/ Year	Enrolled	% Tested	Above Proficient (%)	Proficient (%)	Needs Imp'vment (%)	Warning (%)
03-2008	Needham State	No Reading in 08				
03-2007	Needham State	No Reading in 07				
03-2006	Needham State	100 100	32 18	46 40	20 34	1 8
03-2005	Needham State	99 99	N/A N/A	80 62	19 31	1 7
03-2004	Needham State	100 99	N/A N/A	78 63	19 30	3 6
03-2003	Needham State	99 99	N/A N/A	73 63	23 30	4 7
03-2002	Needham State	99 98	N/A N/A	78 67	20 27	2 6
03-2001	Needham State	100 100	N/A N/A	82 62	16 31	2 7

Source: Needham Public Schools, Office of Student Development & Program Evaluation

MCAS Mathematics:

Grade/ Year	Enrolled	% Tested	Advanced (%)	Proficient (%)	Needs Imp'vment (%)	Failing/ Warning (%)
10-2008	Needham	99	78	15	5	1
	State	100	43	29	19	9
08-2008	Needham	100	38	35	18	9
	State	100	19	30	27	24
07-2008	Needham	99	32	45	18	4
	State	100	15	32	29	24
06-2008	Needham	100	46	35	15	4
	State	100	23	33	26	18
05-2008	Needham	100	39	35	23	3
	State	99	22	30	30	17
04-2008	Needham	100	29	34	33	4
	State	100	20	29	38	13
03-2008	Needham	100	40	41	15	4
	State	100	25	36	25	14
10-2007	Needham	100	74	17	8	1
	State	100	42	27	22	9
08-2007	Needham	101	39	35	19	8
	State	100	17	28	30	25
07-2007	Needham	100	38	40	16	6
	State	100	15	31	30	24
06-2007	Needham	100	32	46	18	4
	State	100	20	32	28	20
05-2007	Needham	100	40	40	16	4
	State	100	19	32	31	18
04-2007	Needham	100	30	33	34	3
	State	100	19	29	39	13
03-2007	Needham	100	32	50	15	3
	State	100	19	41	24	16
10-2006	Needham	99	75	17	6	2
	State	99	40	27	21	12
08-2006	Needham	100	31	42	17	10
	State	100	12	28	31	29
07-2006	Needham	100	35	37	20	7
	State	100	12	28	33	28
06-2006	Needham	100	43	32	18	7
	State	100	17	29	29	25
05-2006	Needham	100	30	39	24	7
	State	100	17	26	34	23
04-2006	Needham	100	29	38	31	3
	State	100	15	25	45	15
03-2006	Needham	100	9	68	20	2
	State	100	4	48	32	16
10-2005	Needham	100	67	24	7	1
	State	97	35	27	24	14
08-2005	Needham	100	31	35	22	12
	State	98	13	26	30	31
06-2005	Needham	99	44	33	17	6
	State	99	17	29	30	23
04-2005	Needham	99	25	38	34	3
	State	98	14	26	44	15

Source: Needham Public Schools, Office of Student Development & Program Evaluation

MCAS Mathematics:

Grade/ Year	Enrolled	% Tested	Advanced (%)	Proficient (%)	Needs Imp'vment (%)	Failing/ Warning (%)
10-2008	Needham	99	78	15	5	1
	State	100	43	29	19	9
08-2008	Needham	100	38	35	18	9
	State	100	19	30	27	24
07-2008	Needham	99	32	45	18	4
	State	100	15	32	29	24
06-2008	Needham	100	46	35	15	4
	State	100	23	33	26	18
05-2008	Needham	100	39	35	23	3
	State	99	22	30	30	17
04-2008	Needham	100	29	34	33	4
	State	100	20	29	38	13
03-2008	Needham	100	40	41	15	4
	State	100	25	36	25	14
10-2007	Needham	100	74	17	8	1
	State	100	42	27	22	9
08-2007	Needham	101	39	35	19	8
	State	100	17	28	30	25
07-2007	Needham	100	38	40	16	6
	State	100	15	31	30	24
06-2007	Needham	100	32	46	18	4
	State	100	20	32	28	20
05-2007	Needham	100	40	40	16	4
	State	100	19	32	31	18
04-2007	Needham	100	30	33	34	3
	State	100	19	29	39	13
03-2007	Needham	100	32	50	15	3
	State	100	19	41	24	16
10-2006	Needham	99	75	17	6	2
	State	99	40	27	21	12
08-2006	Needham	100	31	42	17	10
	State	100	12	28	31	29
07-2006	Needham	100	35	37	20	7
	State	100	12	28	33	28
06-2006	Needham	100	43	32	18	7
	State	100	17	29	29	25
05-2006	Needham	100	30	39	24	7
	State	100	17	26	34	23
04-2006	Needham	100	29	38	31	3
	State	100	15	25	45	15
03-2006	Needham	100	9	68	20	2
	State	100	4	48	32	16

Continued on next page.

MCAS Mathematics:

Grade/ Year	Enrolled	% Tested	Advanced (%)	Proficient (%)	Needs Imp'vment (%)	Failing/ Warning (%)
10-2005	Needham	100	67	24	7	1
	State	97	35	27	24	14
08-2005	Needham	100	31	35	22	12
	State	98	13	26	30	31
06-2005	Needham	99	44	33	17	6
	State	99	17	29	30	23
04-2005	Needham	99	25	38	34	3
	State	98	14	26	44	15

Source: Needham Public Schools, Office of Student Development & Program Evaluation

MCAS History & Social Science:

Grade/ Year	Enrolled	% Tested	Advanced (%)	Proficient (%)	Needs Imp'vment (%)	Warning (%)
2008	No History / Social Science Testing in 2008					
2007	No History / Social Science Testing in 2007					
2006	No History / Social Science Testing in 2006					
2005	No History / Social Science Testing in 2005					
2004	No History / Social Science Testing in 2004					
2003	No History / Social Science Testing in 2003					
08-2002	Needham	98	3	27	59	11
	State	98	1	11	46	22
08-2001	Needham	99	4	21	63	11
	State	100	1	10	48	41

Source: Needham Public Schools, Office of Student Development & Program Evaluation

MCAS Science & Technology:

Grade/ Year	Enrolled	% Tested	Advanced (%)	Proficient (%)	Needs Improvement (%)	Failing (%)
05-2008	Needham	100	22	39	36	3
	State	100	17	33	38	12
08-2008	Needham	99	5	59	29	6
	State	100	3	36	39	22
10-2008	Needham	100	31	56	11	2
	State	100	14	43	31	12
09-2007	Needham	100	31	57	11	1
	State	100	8	34	34	24
10-2007	Needham	100	27	45	20	8
	State	90	14	24	30	22
10-2006	No Science/ Technology Testing in 2006					
08-2006	Needham	100	13	53	26	8
	State	100	4	28	43	25
05-2006	Needham	100	26	39	32	2
	State	100	17	33	39	11
04-2006	No Science/ Technology Testing in 2006					
10-2005	No Science/ Technology Testing in 2005					
08-2005	Needham	100	11	50	27	12
	State	98	4	29	41	26
05-2005	Needham	99	24	42	30	4
	State	99	16	35	38	12
04-2005	No Science/ Technology Testing in 2005					
10-2004	No Science/ Technology Testing in 2004					
08-2004	Needham	100	18	48	25	10
	State	99	5	28	36	31
05-2004	Needham	100	29	45	24	2
	State	99	20	35	33	13
04-2004	No Science/ Technology Testing in 2004					
10-2003	No Science/ Technology Testing in 2003					
08-2003	Needham	100	10	50	30	9
	State	98	4	28	37	31
05-2003	Needham	98	31	41	24	5
	State	99	18	33	34	15
04-2003	No Science/ Technology Testing in 2003					
2002	No Science/ Technology Testing in 2002					
2001	No Science/ Technology Testing in 2001					

Source: Needham Public Schools, Office of Student Development & Program Evaluation

Class of 2008 Profile: Schools Attended by G.P.A. & SAT

5.0-4.75 (CR733,M747,W751)

Boston College
Bowdoin College
Brandeis University (2)
Brown University
Claremont McKenna College
Cornell University (2)
Emory University
Georgetown University
Harvard University
Lewis & Clark College
University of Michigan
Middlebury College (2)
University of Pennsylvania
Princeton University
University of Southern California
Stanford University
Tufts University
University of Vermont
Villanova University
Yale University

4.74-4.50 (CR689,M696,W716)

Asbury College
Barnard College
Boston College (2)
Boston University (4)
Colby College
University of Connecticut
Cornell University (3)
Dickinson College
The George Washington University
Harvard University
Haverford College
University of Maryland, College Park
Middlebury College
New England Conservatory of Music
New York University
Northeastern University
Oberlin College
University of Pennsylvania (2)
Pomona College
University of Rochester
Skidmore College
Smith College
Tufts University (2)
Tulane University
Ursinus College
Vanderbilt University
Vassar College (2)

University of Vermont (2)
Villanova University
Wake Forest University
Washington University in St. Louis (2)
Wesleyan University
University of Wisconsin, Madison

4.49-4.25 (CR627,M647,W664)

American University
Bentley College (3)
Boston College
Boston University (3)
Brandeis University (5)
Brigham Young University
Bryant University (2)
Carnegie Mellon University
College of Charleston
Clark University
Colby College
Columbia University
Connecticut College (2)
University of Connecticut
Cornell University
University of Delaware (3)
Fairfield University (2)
The George Washington University (3)
Gettysburg College
University of Illinois at Urbana
Illinois Wesleyan University
Lafayette College
Louisiana State University
Loyola College in Maryland
Univ. of Massachusetts, Amherst (3)
The University of Montana, Missoula
University of New Hampshire
New York University
Northeastern University (2)
Rochester Institute of Technology
University of Rochester (2)
University of San Diego
School of the Museum of Fine Arts
Skidmore College (2)
Smith College
Trinity College
Union College
University of Vermont
Wake Forest University

4.24-4.0 (CR594,M602,W621)

The University of Arizona (2)
Bentley College (2)
Boston College
Carnegie Mellon University

College of Charleston
Clarkson University
University of Connecticut (3)
Dean College
University of Delaware
University of Denver
Dickinson College
Fairfield University
Guilford College
Ithaca College
James Madison University
Loyola College in Maryland
University of Maine at Farmington
Marlboro College
Massachusetts College of Pharmacy & Health Sciences
Univ. of Massachusetts, Amherst (9)
University of Miami
University of New Hampshire
North Central College
Northeastern University (3)
Pennsylvania State University
Pratt Institute
Quinnipiac University
Regis College
Sacred Heart University
Saint Anselm College
Skidmore College (2)
Syracuse University
The University of Tampa
Texas A&M University
Trinity College
Tulane University
University of Vermont (3)

3.99-3.75 (CR567,M586,W575)

Assumption College
Babson College
Bentley College
University of California at Berkeley
College of Charleston
University of Connecticut (2)
Elon University (3)
University of Hartford
Hofstra University
Ithaca College
Loyola College in Maryland
Univ. of Massachusetts, Amherst (5)
University of New Hampshire (4)
University of Pittsburgh
Quinnipiac University

Class of 2008 Profile: Schools Attended by G.P.A. & SAT

3.99-3.75 (continued)

Quinnipiac University
Regis College
Rochester Institute of Technology
Saint Michael's College
Syracuse University
Wentworth Institute of Technology
Worcester State College

3.74-3.50 (CR544,M544,W555)

Assumption College
Bryn Mawr College
College of Charleston
Connecticut College
Curry College
Earlham College
Framingham State College
Johnson & Wales University (2)
University of Maine
Massachusetts Maritime Academy (3)
Univ. of Massachusetts, Amherst (5)
University of Massachusetts, Dartmouth
Miami University of Ohio
Michigan State University
University of New Hampshire
Norwich University
The Ohio State University
Parsons School of Design
Purdue University

Roger Williams University (2)
Sacred Heart University
Saint Anselm College (2)
Saint Michael's College (2)
University of San Francisco
University of South Carolina
Stonchill College
Suffolk University (2)
University of Vermont
The College of Wooster

3.49 & Below (CR510,M507,W510)

Assumption College
Barry University
Binghamton University
Bridgewater State College (2)
Brigham Young University, Idaho
Cazenovia College
Champlain College
Curry College
Dean College (3)
Eckerd College
Elmira College
Fitchburg State College
Franklin Pierce University
University of Hartford (4)
Johnson & Wales University (2)
Lesley University
Lynn University (2)
University of Maine
Marymount Manhattan College

Mass. Bay Community College (5)
Massachusetts College of Liberal Arts
Univ. of Massachusetts, Amherst (4)
Univ. of Massachusetts, Dartmouth (2)
University of Massachusetts, Lowell
McDaniel College
Merrimack College
Michigan Technological University
University of New England
University of New Hampshire
University of New Haven
Newbury College
University of North Carolina at Greensboro
Northeastern University
The Ohio State University
Plymouth State University
Regis College
University of Rhode Island (4)
Sacred Heart University (2)
Salve Regina University
Savannah College of Art and Design
School of the Museum of Fine Arts
Stonchill College
Suffolk University (4)
Wentworth Institute of Technology
Westfield State College (6)
Whittier College

FY10 School Calendar

September (19 days)

M	T	W	Th	F
		1	2	3 4
7	8	9	10	11
14	15	16	17	18
21	22	23	24	25
28	29	30		

SEPTEMBER

- 1 General Staff Mtg/Prof. Day
- 2 All Schools Open
- 3 First Day of Kindergarten
Preschool Orientation
- 4 First Day of Preschool & KASE
- 7 Labor Day
- 22 *Early Release- Prof. Development*
- 28 Yom Kippur

February (15 days)

M	T	W	Th	F
1	2	3	4	5
8	9	10	11	12
15	16	17	18	19
22	23	24	25	26

October (21 days)

M	T	W	Th	F
			1	2
5	6	7	8	9
12	13	14	15	16
19	20	21	22	23
26	27	28	29	30

OCTOBER

- 12 Columbus Day
- 20 *Early Release- Prof. Development*

March (23 days)

M	T	W	Th	F
1	2	3	4	5
8	9	10	11	12
15	16	17	18	19
22	23	24	25	26
29	30	31		

NOVEMBER

- 3 **Schools Closed - Professional Day**
- 11 Veterans' Day
- 25 *Early Release-Thanksgiving*
- 26-29 Thanksgiving Recess

November (17 days)

M	T	W	Th	F
2	3	4	5	6
9	10	11	12	13
16	17	18	19	20
23	24	25	26	27
30				

DECEMBER

- 8 *Delayed Opening- Prof. Development*
- 23 Schools close at end of day
for winter recess

April (16 days)

M	T	W	Th	F
			1	2
5	6	7	8	9
12	13	14	15	16
19	20	21	22	23
26	27	28	29	30

JANUARY

- 1 New Year's Day
- 4 Classes Resume
- 12 *Early Release- Prof. Development*
- 18 Martin Luther King Jr. Day

December (17 days)

M	T	W	Th	F
	1	2	3	4
7	8	9	10	11
14	15	16	17	18
21	22	23	24	25
28	29	30	31	

FEBRUARY

- 9 *Early Release- Prof. Development*
- 15 Presidents' Day
- 16-19 February Recess
- 22 Classes Resume

May (20 days)

M	T	W	Th	F
3	4	5	6	7
10	11	12	13	14
17	18	19	20	21
24	25	26	27	28
31				

MARCH

- 9 *Early Release- Prof. Development*
- 30 *Delayed Opening- Prof. Development*

January (19 days)

M	T	W	Th	F
				1
4	5	6	7	8
11	12	13	14	15
18	19	20	21	22
25	26	27	28	29

APRIL

- 2 Good Friday
- 19 Patriots' Day
- 20-23 April Recess
- 27 *Early Release- Prof. Development*

June (13 days)

M	T	W	Th	F
	1	2	3	4
7	8	9	10	11
14	15	16	17	18
21	22	23	24*	25
28	29	30		

MAY

- 11 *Early Release- Prof. Development*
- 31 Memorial Day

JUNE

- 1 *Early Release- Prof. Development*
- 7 Graduation
- 24* Last Day of School

-  Holiday/Recess
-  Professional Day-No School
-  Early Release
-  Delayed Opening- 2 Hours

*This date includes 5 snow/emergency days

approved: November 18, 2008

Department of Revenue Information about Needham

At A Glance Report for Needham

Socioeconomic

County	Norfolk
School Structure	K-12
Form of Government	Town Manager Selectmen Representative Town Meeting
2007 Population	28,263
2009 Labor Force	13,963
2009 Unemployment Rate	5.6
1999 Per Capita Income	44,549
2007 Population Per Square Mile	2,241.3
2007 Housing Units Per Square Mile	860.1
2007 Road Miles	138.14
EQV Per Capita (2008 EQV/2007 Population)	270,234
Number of Registered Vehicles (January 2008)	28,765
Average Age of Vehicles (January 2008)	8.1
2008 Number of Registered Voters	21,011

Certification

Most Recent	2009
Next Scheduled	2012

Bond Ratings

Moody's Bond Rating as of December 2008*	
S & P Bond Rating as of December 2008*	AAA

*Blank indicates the community has not been rated by the bond agency.

Fiscal Year 2009 Estimated Cherry Sheet Aid

Education Aid	6,209,013
General Government	2,421,981
Total Receipts	8,630,994
Total Assessments	1,103,256
Net State Aid	7,527,738

Department of Revenue Information about Needham

At A Glance Report for Needham (continued)

Fiscal Year 2009 Tax Classification

Tax Classification	Assessed Values	Tax Levy	Tax Rate
Residential	6,403,606,329	63,779,919	9.96
Open Space	0	0	0.00
Commercial	660,238,734	12,914,270	19.56
Industrial	132,778,300	2,597,144	19.56
Personal Property	134,678,840	2,634,318	19.56
Total	7,331,302,203	81,925,651	

Fiscal Year 2009 Revenues by Source

Revenue Source		Percent of Total
Tax Levy	81,925,650	65.15
State Aid	9,376,375	7.46
Local Receipts	27,142,107	21.59
Other Available	7,300,831	5.81
Total	125,744,963	

Fiscal Year 2009 Proposition 2 1/2 Levy Capacity

New Growth	2,102,657
Override	0
Debt Exclusion	5,758,430
Levy Limit	81,960,677
Excess Capacity	35,026
Ceiling	183,282,555
Override Capacity	107,080,308

Other Available Funds

7/1/2008 Free Cash	FY2008 Stabilization Fund	FY2009 Overlay Reserve
3,145,416	3,342,571	1,100,000

Department of Revenue Information about Needham

At A Glance Report for Needham (continued)

Fiscal Year 2009 Average Single Family Tax Bill**

Number of Single Family Parcels	8,341
Assessed Value of Single Family	693,458
Average Single Family Tax Bill	6,907

State Average Single Family Tax Bill

Fiscal Year 2006	3,801
Fiscal Year 2007	3,962
Fiscal Year 2008	4,110

Needham issues property tax bills Quarterly.

**For the communities granting residential exemptions, DLS does not collect enough information to calculate an average single-family tax bill. In FY09 those communities are Barnstable, Boston, Brookline, Cambridge, Chelsea, Everett, Malden, Marlborough, Nantucket, Somerville, Somerset, Tisbury, Waltham and Watertown. Therefore, the average single-family tax bill information in this report will be blank.

Fiscal Year 2008 Schedule A – Actual Revenues and Expenditures

	General Fund	Special Revenue	Capital Projects	Enterprise Funds	Trust Revenue	Total All Funds
Revenues	98,322,348	12,431,375	6,571,391	16,611,721	4,941,124	138,877,959
Expenditures	92,351,823	9,712,434	22,047,023	12,820,224	3,413,789	140,345,293
Police	4,494,107	0	0	0	0	4,494,107
Fire	5,577,910	0	0	0	0	5,577,910
Education	45,403,457	7,746,865	16,104,370	0	0	69,254,692
Public Works	4,404,013	9,869	3,750,949	10,868,954	0	19,033,785
General Fund						7,272,655
Debt Service	7,272,655					
Health Ins	10,431,045					10,431,045
Pension	4,011,434					4,011,434
All Other	10,757,202	1,955,700	2,191,704	1,951,270	3,413,789	20,269,665

This data only represents the revenues and expenditures occurring in these funds and does not reflect any transfers to or from other funds. Therefore, this data should not be used to calculate an ending fund balance.

Total Revenues and Expenditures Per Capita

	General Fund	Special Revenue	Capital Projects	Enterprise Funds	Trust Revenue	Total All Funds
Revenues	3,478.8	439.8	232.5	587.8	174.8	4,913.8
Expenditures	3,267.6	343.6	780.1	453.6	120.8	4,965.7

If you have questions regarding the data contained in this report, please contact the Municipal Databank/Local Aid Section at (617) 626-2384 or databank@dor.state.ma.us.

This page is intentionally blank.

Glossary

This glossary includes definitions of terms used in the budget document, and other terms necessary for an understanding of the budget and budgeting process.¹

Account Code – A system of numbering or otherwise designating accounts, entries, invoices or vouchers, etc. in such a manner that the symbol/code used quickly reveals certain required information.

Accounting System - The total structure of records and procedures that identify, record, classify, and report information on the financial position and operations of a governmental unit or any of its funds, account groups, and organizational components.

Appropriation - An authorization granted by a town meeting, city council or other legislative body to expend money and incur obligations for specific public purposes. An appropriation is usually limited in amount and as to the time period within which it may be expended.

Available Funds - Balances in the various fund types that represent non-recurring revenue sources. As a matter of sound practice, they are frequently appropriated to meet unforeseen expenses, for capital expenditures or other onetime costs. Examples of available funds include free cash, stabilization fund, overlay surplus, water surplus, and enterprise retained earnings.

Balanced Budget – A budget where revenues equal expenditures.

Base Aid - A component of Chapter 70 state aid to a municipality for education costs. Districts are guaranteed a certain base amount of aid that is increased annually by new increments in the following categories.

Baseline Budget – The component of next fiscal year's expenditure request that reflects the continuation of current-year, appropriated expenses.

Base Budget Request – The component of next fiscal year's expenditure request that represents the additional funds needed to provide the same level of service to the schools, as existed in the current year, including the current school programs, staffing levels, class sizes, and services. The FY09 Base Budget includes: a) the total FY08 budget appropriation (net of turnover savings), b) statutory or regulatory mandates, c) personnel step, longevity and collective bargaining increases (including cost of living), d) increases under other existing contracts, e) significant inflationary or enrollment increases (inflationary increase in the cost of student supplies, additional teachers needed to maintain student-teacher ratios, etc.); and f) other items considered necessary and recommended by the Superintendent.

Basis of Accounting & Basis of Budgeting – The School Department uses, for budgetary purposes, the modified accrual basis of accounting, where revenues are considered to be available when they are collectible within the current period, or soon enough thereafter to pay liabilities of the current period. Expenditures are recorded when a liability is incurred.

Bond – A written promise to pay a specified sum of money called the face value or principal amount together with periodic interest, at a specific rate, over a specific period of time. Bonds for school purpose

¹ Most definitions verbatim from Massachusetts Department of Revenue, Municipal Finance Glossary. Online resource: http://www.mass.gov/?pageID=dorsubtopic&l_5&l0=Home&l1=Local+Officials&l2=Municipal+Data+and+Financial+Management&l3=Municipal+Knowledge+Base&l4=Municipal+Finance+Glossary&sid=Ador. Other definitions: School Finance Office.

Budget - A plan for allocating resources to support particular services, purposes and functions over a specified period of time.

Budget Calendar – A schedule of key dates, which the government follows in the preparation and adoption of the budget.

Budget Message (or Budget Transmittal Letter) - A statement that, among other things, offers context by summarizing the main points of a budget, explains priorities, describes underlying policies that drive funding decisions, and otherwise justifies the expenditure plan and provides a vision for the future.

Capital Assets - All tangible property used in the operation of government which is not easily converted into cash, and has an initial useful life extending beyond a single financial reporting period. Capital assets include land and land improvements; infrastructure such as roads, bridges, water and sewer lines; easements; buildings and building improvements; vehicles, machinery and equipment. Communities typically define capital assets in terms of a minimum useful life and a minimum initial cost.

Capital Budget -An appropriation or spending plan that uses borrowing or direct outlay for capital or fixed asset improvements. Among other information, a capital budget should identify the method of financing each recommended expenditure, i.e., tax levy, rates, and identify those items that were not recommended.

Capital Expenditures/ Improvements - Items generally found in the capital budget such as construction or major repairs to municipal buildings. The fees for architects, engineers, lawyers, and other professional services, plus the cost of financing advance planning, may be included in addition to the cost of materials and installation/construction. In Needham, capital improvements are defined as: the acquisition, construction, renovation, betterment or improvement, involving land, public buildings and facilities; water and sewer system laterals, mains and appurtenances; and equipment or vehicles; provided the total cost is \$25,000 or more, and the improvement will have a useful life of five years or more, or any planning, feasibility, engineering or design study, in preparation for such capital expenditures.

Capital Improvements Program - A blueprint, for planning a community's capital expenditures that comprises an annual capital budget and a five-year capital program. It coordinates community planning, fiscal capacity and physical development. While all of the community's needs should be identified in the program, there is a set of criteria that prioritizes the expenditures.

Cash Basis of Accounting - A method of accounting that recognizes revenues when they are received, and expenditures when they are paid.

Chapter 70 School Funds - Chapter 70 refers to the school funding formula created under the Education Reform Act of 1993 by which state aid is distributed through the Cherry Sheet to help establish educational equity among municipal and regional school districts.

Chapter 766 - Special Education (SPED federal requirement to provide a free and appropriate public education to students with disabilities in the least restrictive environment. This often means creating programs to retain students 'in-district,' whenever possible;

Cherry Sheets - Named for the cherry colored paper on which they were originally printed, the Cherry Sheet is the official notification to cities, towns and regional school districts of the next fiscal year's state aid and assessments. The aid is in the form of distributions, which provide funds based on formulas and reimbursements that provide funds for costs incurred during a prior period for certain programs or services.

Cost of Living Adjustment - Reference to language in municipal contracts that provide for annual or periodic increases in salaries and wages for employees over the course of the contract. The amount of an increase is most often negotiated based on a community's ability to pay, but is sometimes tied to the annual change in a specified index, i.e., consumer price index (CPI).

Consumer Price Index (CPI) - The statistical measure of changes, if any, in the overall price level of consumer goods and services. The index is often called the "cost-of-living index."

Cost Center – An accounting organizational unit, which includes expenditures related to specific activity or program.

Debt Exclusion - An action taken by a community through a referendum vote to raise the funds necessary to pay debt service costs for a particular project from the property tax levy, but outside the limits under Proposition 2 1/2. By approving a debt exclusion, a community calculates its annual levy limit under Proposition 2 1/2, then adds the excluded debt service cost. The amount is added to the levy limit for the life of the debt only and may increase the levy above the levy ceiling.

Debt Limit - The maximum amount of debt that a municipality may authorize for qualified purposes under state law. Under MGL Ch. 44 §10, debt limits are set at 5 percent of EQV for a city and 5 percent of EQV for a town. By petition to the Municipal Oversight Board, cities and towns can receive approval to increase their debt limit to 5 and 10 percent of EQV, respectively.

Debt Service - The repayment cost, usually stated in annual terms and based on an amortization schedule, of the principal and interest on any particular bond issue.

Department – The basic organizational unit of government, which is functionally unique its delivery of services.

Department of Education (DOE) – The former name of the Massachusetts Department of Elementary and Secondary Education (DESE.)

Department of Elementary and Secondary Education (DESE) – The new name of the entity formerly called Department of Education (DOE.)

Deficit -The excess of expenditures over revenues during an accounting period. Also refers to the excess of the liabilities of a fund over its assets.

Education Reform Act of 1993 - State law that authorized the seven-year, Ch. 70 funding program for education and that established spending targets for school districts as a means to remedy educational inequities. Scheduled to end by FY00, the program has been extended, pending agreement on further reforms.

Encumbrance - A reservation of funds to cover obligations arising from purchase orders, contracts, or salary commitments that is chargeable to, but not yet paid from, a specific appropriation account.

Equalized Valuations (EQV) - The determination of an estimate of the full and fair cash value of all property in the Commonwealth as of a certain taxable date. EQVs have historically been used as a variable in distributing some state aid accounts and for determining county assessments and other costs. The Commissioner of Revenue, in accordance with MGL Ch. 58 §10C, is charged with the responsibility of biannually determining an equalized valuation for each city and town in the Commonwealth.

Expenditure - An outlay of money made by municipalities to provide the programs and services within their approved budget.

Fiscal Year – An accounting year, i.e., when the books for the year are opened and closed. Since 1974, the Commonwealth and municipalities have operated on a budget cycle that begins July 1 and ends June 30. The designation of the fiscal year is that of the calendar year in which the fiscal year ends. For example, the 2000 fiscal year is July 1, 1999 to June 30, 2000. Since 1976, the federal government fiscal year has begun October 1 and ended September 30.

Foundation Aid - A component of Chapter 70 state aid provided to a municipality for public education. Foundation aid is based on a municipality's foundation gap that is defined as the difference between what a community can contribute (based on ability to pay) and the total amount of the foundation budget.

Foundation Budget - The spending target imposed by the Education Reform Act of 1993 for each school district as the level necessary to provide an adequate education for all students.

Free Cash - Remaining, unrestricted funds from operations of the previous fiscal year including unexpended free cash from the previous year, actual receipts in excess of revenue estimates shown on the tax recapitulation sheet, and unspent amounts in budget line-items. Unpaid property taxes and certain deficits reduce the amount that can be certified as free cash. The calculation of free cash is based on the balance sheet as of June 30, which is submitted by the community's auditor, accountant, or comptroller. Important: free cash is not available for appropriation until certified by the Director of Accounts.

Fringe Benefits – Expenditures for job-related costs provided to employees as part of their compensation. Fringe benefit costs include employer's portion of FICA, Medicare, retirement, group insurance (health, dental and life), unemployment, worker's compensation and tuition assistance.

Full-Time Equivalent (FTE) Position – This represents the number of full-time positions in a given area. A 1.0 FTE position is a position, which is full-time, and a 0.5 FTE position is a half-time position. In Needham Public Schools, a 1.0 FTE position works 35 hours per week or more.

Function – A group of related activities aimed at accomplishing a major service or program.

Fund - An accounting entity with a self-balancing set of accounts that is segregated for the purpose of carrying on identified activities or attaining certain objectives in accordance with specific regulations, restrictions, or limitations.

Fund Accounting - Organizing the financial records of a municipality into multiple, segregated locations for money. A fund is a distinct entity within the municipal government in which financial resources and activity (assets, liabilities, fund balances, revenues, and expenditures) are accounted for independently in accordance with specific regulations, restrictions or limitations. Examples of funds include the general fund and enterprise funds. Communities whose accounting records are organized according to the Uniform Municipal Accounting System (UMAS) use multiple funds.

Fund Balance - The difference between assets and liabilities reported in a governmental fund. Also known as fund equity. (See also Unreserved Fund Balance)

General Fund - The fund used to account for most financial resources and activities governed by the normal town meeting/city council appropriation process.

Generally Accepted Accounting Principles (GAAP) - Uniform minimum standards and guidelines for financial accounting and reporting that serve to achieve some level of standardization.

Goal – A statement of broad direction, purpose or intent, based on the needs of the community. A goal is general and timeless.

House 1 (Governor's Budget Proposal) - Designation given to the Governor's annual budget request, which is submitted to the House of Representatives by the fourth Wednesday of January. Except that a newly elected governor has eight weeks from the day he/she takes office to submit a budget. The budget is designated House 1 in the first year of the two-year legislative session and House 1A in the second year.

Hourly Employee – An employee who is paid on an hourly basis.

Indirect Cost - Costs of a service not reflected in the operating budget of the entity providing the service. An example of an indirect cost of providing water service would be the value of time spent by non-water department employees processing water bills. A determination of these costs is necessary to analyze the total cost of service delivery. The matter of indirect costs arises most often in the context of enterprise funds.

Levy - The amount a community raises through the property tax. The levy can be any amount up to the levy limit, which is re-established every year in accordance with Proposition 2_ provisions.

Levy Limit - A levy limit is one of two types of levy (tax) restrictions imposed by MGL Ch. 59 §21C (Proposition 2 1/2.) It states that the real and personal property taxes imposed by a city or town may only grow each year by 2.5 percent of the prior year's levy limit, plus new growth and any overrides or exclusions. The levy limit can exceed the levy ceiling only if the community passes a capital expenditure exclusion, debt exclusion, or special exclusion.

Levy Ceiling - A levy ceiling is one of two types of levy (tax) restrictions imposed by MGL Ch. 59 §21C (Proposition 2 1/2.) It states that, in any year, the real and personal property taxes imposed may not exceed 2_ percent of the total full and fair cash value of all taxable property. Property taxes levied may exceed this limit only if the community passes a capital exclusion, a debt exclusion, or a special exclusion.

Line Item Budget - A budget that separates spending into categories, or greater detail, such as supplies, equipment, maintenance, or salaries, as opposed to a program budget.

Line Item Transfer - The reallocation of a budget appropriation between two line-items within an expenditure category (i.e., salaries, expenses). Employed as a management tool, line-item transfer authority allows department heads to move money to where a need arises for a similar purpose and without altering the bottom line. Whether or not line-item transfers are permitted depends on how the budget is presented (i.e., format) and what level of budget detail town meeting believes it is approving.

Local Aid - Revenue allocated by the Commonwealth to cities, towns, and regional school districts. Estimates of local aid are transmitted to cities, towns, and districts annually by the "Cherry Sheets." Most Cherry Sheet aid programs are considered general fund revenues and may be spent for any purpose, subject to appropriation.

Local Appropriating Authority - In a town, the town meeting has the power to appropriate funds, including the authorization of debt. In a city, the city council has the power.

Local Receipts - Locally generated revenues, other than real and personal property taxes. Examples include motor vehicle excise, investment income, hotel/motel tax, fees, rentals, and charges. Annual estimates of local receipts are shown on the tax rate recapitulation sheet.

Minimum Aid - A component of Chapter 70 state aid provided to a municipality for public education. If a school district is not receiving at least \$150 per pupil in foundation aid, the district receives minimum aid such that the combination of minimum and foundation aid totals at least \$150 per pupil.

Minimum Local Contribution - The minimum that a city or town must appropriate from property taxes and other local revenues for the support of schools (Education Reform Act of 1993).

Modified Accrual Basis of Accounting/Budgeting - A method of accounting that recognizes revenues in the accounting period in which they become available and measurable. Expenditures are recorded when a liability is incurred.

Municipal Revenue Growth Factor (MRGF) - An estimate of the percentage change in a municipality's revenue growth for a fiscal year. It represents the combined percentage increase in the following revenue components: automatic 2_ percent increase in the levy limit, estimated new growth, the change in selected unrestricted state aid categories, and the change in selected unrestricted local receipts (Education Reform Act of 1993).

Net School Spending (NSS) - School budget and municipal budget amounts attributable to education, excluding long-term debt service, student transportation, school lunches and certain other specified school expenditures. A community's NSS funding must equal or exceed the NSS Requirement established annually by the Department of Education (DOE) (Education Reform Act of 1993)

Net School Spending Requirement - Sum of a school district's minimum local contribution and the Chapter 70 aid received in a given fiscal year (FY). Municipalities and regional school districts must appropriate funds sufficient to the net school-spending requirement. In addition to the NSS requirement funds need to be appropriated to support costs of student transportation, fixed assets, long term debt service, and other costs not part of the NSS.

Section 126 of Chapter 194 of the Acts of 1998 limits the net school-spending requirement for regional vocational districts to 150 percent of the foundation budget. When the net school-spending requirement exceeds 150 percent of the foundation budget, the required local contributions of the member towns are reduced proportionately. Any reduction is applied to any below foundation districts to which the municipality belongs.

No Child Left Behind (NCLB) Act (Federal Elementary and Secondary Education Act) - Federal requirement to have all students become proficient on state testing by 2014 by making Adequate Yearly Progress (AYP) toward yearly performance goals

Non- Recurring Revenue Source - A one-time source of money available to a city or town. By its nature, a non-recurring revenue source cannot be relied upon in future years. Therefore, such funds should not be used for operating or other expenses that continue from year-to-year. (See Recurring Revenue Source)

Object Code - A classification of expenditures that is used for coding any department disbursement, such as "personal services," "expenses," or "capital outlay".

Objective – Something to be accomplished in specific, well-defined and measurable terms, and that is achievable within a specific time frame

Operating Budget - A plan of proposed expenditures for personnel, supplies, and other expenses for the coming fiscal year.

Override - A vote by a community at an election to permanently increase the levy limit. An override vote may increase the levy limit no higher than the levy ceiling. The override question on the election ballot must state a purpose for the override and the dollar amount.

Performance Budget - A budget that stresses output both in terms of economy and efficiency.

Personal Property Tax - Movable items not permanently affixed to, or part of the real estate. It is assessed separately from real estate to certain businesses, public utilities, and owners of homes that are not their primary residences.

Prior Year Encumbrances - Obligations from previous fiscal years in the form of purchase orders, which are chargeable to an appropriation, and for which a part of the appropriation is reserved. They cease to be an encumbrance when the obligation is paid or terminated.

Program Budget - A budget that relates expenditures to the programs they fund. The emphasis of a program budget is on output.

Program Improvement Request - The component of next fiscal year's expenditure request that additional funds for program enhancements and improved service to the students of the Needham Public Schools. The Program Improvement Budget is the budget mechanism the School Committee will use to invest in service and program improvements for the Needham Public Schools. The Program Improvement Budget is not a wish list; rather it reflects the need to grow and improve the schools in a way consistent with the mission, values, and goals of the Needham Public Schools and the high expectations of the Needham community.

Property Tax Levy - The amount a community raises through the property tax. The levy can be any amount up to the levy limit, which is re-established every year in accordance with Proposition 2_ provisions.

Proposition 2 1/2 - State law enacted in 1980 that regulates local property tax administration. Major provisions of this legislation are located in MGL Ch 59 - Assessment of Local Taxes § 21C and relate to the determination of a levy limit and levy ceiling for each town.

Purchase Order - An official document or form authorizing the purchase of products and services.

Purchase of Services - The cost of services that are provided by a vendor.

Real Property - Land, buildings and the rights and benefits inherent in owning them.

Recapitulation Tax Sheet - A document submitted by a city or town to the DOR in order to set a property tax rate. The recap sheet shows all estimated revenues and actual appropriations that affect the property tax rate. The recap sheet should be submitted to the DOR by September 1 (in order to issue the first-half semiannual property tax bills before October 1) or by December 1 (in order to issue the third quarterly property tax bills before January 1).

Receipts - Money collected by and within the control of a community from any source and for any purpose.

Receivables - An expectation of payment of an amount certain accruing to the benefit of a city or town.

Recurring Revenue Source - A source of money used to support municipal expenditures, which by its nature can be relied upon, at some level, in future years. (See Non-recurring Revenue Source)

Revenues - All monies received by a governmental unit from any source.

Revolving Fund - Allows a community to raise revenues from a specific service and use those revenues without appropriation to support the service. For departmental revolving funds, MGL Ch. 44 §53E_ stipulates that each fund must be re-authorized each year at annual town meeting or by city council action, and that a limit on the total amount that may be spent from each fund must be established at that time. The aggregate of all revolving funds may not exceed ten percent of the amount raised by taxation by the city or town in the most recent fiscal year, and no more than one percent of the amount raised by taxation may be administered by a single fund. Wages or salaries for full-time employees may be paid from the revolving fund only if the fund is also charged for all associated fringe benefits.

Section 504 and Americans with Disabilities Act - federal requirements to provide reasonable accommodations so that all people (students, faculty and community) can participate in activities in our schools, regardless of disability. These accommodations can include building modifications, specialized equipment, instructional or testing changes, or care from a nurse or other staff member.

Special Education - Special Education shall mean specially designed instruction to meet the unique needs of the eligible student or related services necessary to access the general curriculum and shall include the programs and services set forth in state and federal special education law.

Special Education Circuit Breaker - A funding program for special education costs, implemented by the legislature in FY04, to assist localities with increasing and volatile special education expenses. The program replaced the former "50/50" program which reimbursed school districts 50% of the costs for students in residential placements. Under the Circuit Breaker program, districts are reimbursed a percentage of individual student costs exceeding four times the foundation budget. For FY09, the statewide foundation budget per pupil is estimated to be \$9,295, so the circuit breaker threshold is \$37,180. The formula voted by the state legislature calls for districts to receive 75% of their costs exceeding \$37,180; however, because circuit breaker reimbursements are subject to appropriations, the budgeted percentage of reimbursement for FY09 is 72%. This program was changed in FY05 from a current-year 'circuit breaker' reimbursement program to a retroactive reimbursement program, where districts are reimbursed in FY09 for eligible students reported on FY'08 final claims.

Special Revenue Fund - Funds, established by statute only, containing revenues that are earmarked for and restricted to expenditures for specific purposes. Special revenue funds include receipts reserved for appropriation, revolving funds, and grants from governmental entities and gifts from private individuals or organizations.

Tax Rate - The amount of property tax stated in terms of a unit of the municipal tax base; for example, \$14.80 per \$1,000 of assessed valuation of taxable real and personal property. The FY07 tax rate in Needham was \$9.35 for residential property, and \$18.17 for commercial property.

Town Meeting - In a town, the town meeting has the power to appropriate funds, including the authorization of debt. In a city, the city council has the power.

Undesignated Fund Balance - Monies in the various government funds as of June 30 that are neither encumbered nor reserved, and are therefore available for expenditure once certified as part of free cash. (See Designated Fund Balance)

Unfunded Mandate - A requirement imposed by law, regulation or order without underlying financial support, thereby resulting in direct or indirect costs to the body made responsible for its implementation.

Uniform Procurement Act - Enacted in 1990, MGL Ch. 30B establishes uniform procedures for local government to use when contracting for supplies, equipment, services and real estate. The act is implemented through the Office of the Inspector General.

Uniform Municipal Accounting System (UMAS) - UMAS succeeds the so-called Statutory System (STAT) and is regarded as the professional standard for municipal accounting in Massachusetts. As a uniform system for local governments, it conforms to Generally Accepted Accounting Principles (GAAP), offers increased consistency in reporting and record keeping, as well as enhanced comparability of data among cities and towns.

Warrant - An authorization for an action. For example, a town meeting warrant establishes the matters that may be acted on by that town meeting. A treasury warrant authorizes the treasurer to pay specific bills. The assessors' warrant authorizes the tax collector to collect taxes in the amount and from the persons listed, respectively.

This page is intentionally blank.